



# Connecticut Labor Market Update

Connecticut Learns and Works

Connecticut State College: Manchester

Patrick J. Flaherty

Connecticut Department of Labor

October 27, 2023

# Land Acknowledgement

The land on which we gather is the territory of the Mohegan, Mashantucket Pequot, Eastern Pequot, Schaghticoke, Golden Hill Paugussett, Nipmuc, and Lenape Peoples, who have stewarded this land throughout the generations. We thank them for their strength and resilience in protecting this land, and aspire to uphold our responsibilities according to their example. Provided by the University of Connecticut

# Outline

- 1 Current Situation
  - United States
  - Connecticut
- 2 Connecticut Demographics
- 3 Projections

## Zoom meetings are just modern seances



"There's someone who wants to join us."  
"Elizabeth, are you there?"  
"We can't hear you."  
"Can you hear us?"

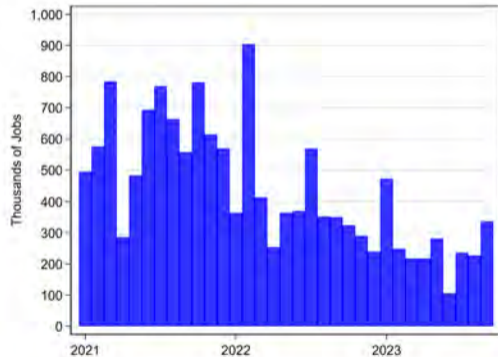
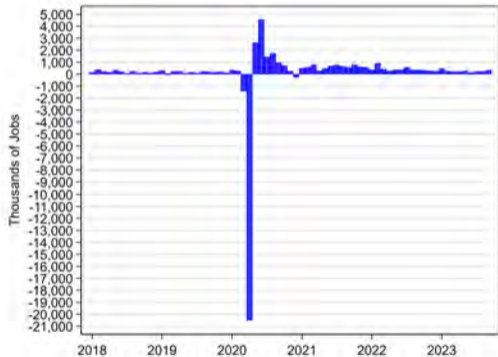
# Outline

- 1 Current Situation
  - United States
  - Connecticut
- 2 Connecticut Demographics
- 3 Projections

# Outline

- 1 Current Situation
  - United States
  - Connecticut
- 2 Connecticut Demographics
- 3 Projections

# U.S. Change in Total Employment Through September 2023





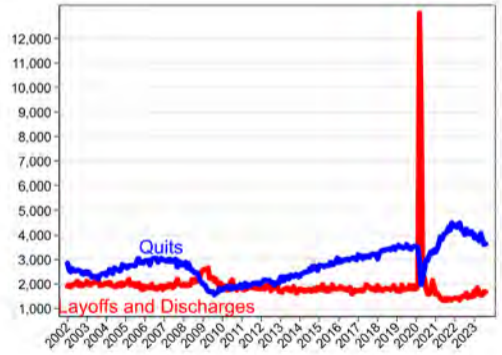
# U.S. Jobs Hires and Separations

Through August 2023, Thousands

## Hire & Separations



## Separations by Type



# Outline

## 1 Current Situation

- United States
- Connecticut

## 2 Connecticut Demographics

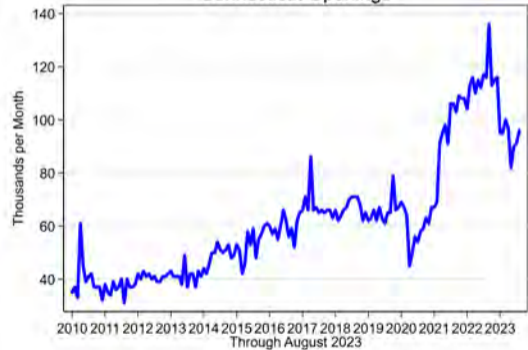
## 3 Projections

# Job Openings

## U.S. through August (000's)



## Connecticut Openings



## Top Posted Occupations

No Ed. Specified

Occupation (SOC)	Unique Postings (Sep 2023)
Retail Salespersons	2,175
Registered Nurses	2,162
Fast Food & Counter Workers	1,240
Supervisors of Retail Sales Workers	1,040
Home Health & Personal Care Aides	845
Sales Representatives, Wholesale & Manuf.	725
Waiters & Waitresses	654
Customer Service Representatives	574
Nursing Assistants	538
Food Service Managers	461
Laborers & Freight, Stock, & Material Movers, Hand	448
Cashiers	438
Stockers & Order Fillers	435
Janitors & Cleaners	412
Heavy & Tractor-Trailer Truck Drivers	396
Merchandise Displayers & Window Trimmers	350
Supervisors of Food Preparation & Serving Workers	327
Cooks, Restaurant	306
Maintenance & Repair Workers, General	302
Medical & Health Services Managers	287

## Top Posted Occupations

High School Diploma

Occupation (SOC)	Unique Postings (Sep 2023)
Retail Salespersons	1,044
Supervisors of Retail Sales Workers	803
Home Health & Personal Care Aides	581
Customer Service Representatives	496
Health Technologists & Technicians, All Other	493
Nursing Assistants	439
Medical Assistants	405
Secretaries & Administrative Assistants	404
Maintenance & Repair Workers, General	351
Sales Representatives, Wholesale & Manuf.	325
Security Guards	301
Medical Secretaries & Administrative Assistants	291
Laborers & Freight, Stock, & Material Movers, Hand	279
Pharmacy Technicians	220
Fast Food & Counter Workers	205
Hotel, Motel, & Resort Desk Clerks	199
Production Workers, All Other	196
Teaching Assistants, Except Postsecondary	188
Registered Nurses	185
Janitors & Cleaners	174

**Top Companies Posting  
No Ed. Specified**

Company	Unique Postings (Sep 2023)
Hartford HealthCare	759
Yale New Haven Health	392
TIJ	336
Compass Group	309
Walgreens Boots Alliance	295
State Of Connecticut	281
Dunkin' Brands	257
Dattco	205
O'Reilly Auto Parts	198
Burlington	184
BJ's Wholesale Club	164
Sodexo	158
Nomad Health	149
Taco Bell	129
Domino's Pizza	127
Actalent	122
Trinity Health	122
Community Health Center	119
Target	115
Masonicare	105
United States Postal Service	103
Chili's Grill & Bar	95
Marshalls	94
Dick's Sporting Goods	90
Michaels	89
YMCA	88
The Home Depot	84
Lowe's	83
Kentucky Fried Chicken	81
LHC Group	80
First Student	79
Dollar Tree	78

**Top Companies Posting  
High School Diploma**

Company	Unique Postings (Sep 2023)
Hartford HealthCare	555
Yale New Haven Health	486
Marrakech	283
CVS Health	274
Community Health Center	218
Connecticut Children's Medical Center	152
Trinity Health	150
Global Partners	121
Allied Universal	105
ALDI	97
AutoZone	89
UnitedHealth Group	89
Day Kimball Hospital	76
Nuvance Health	75
Abi Resources	67
T-Mobile US	66
Webster Bank	62
Chico's F&G	61
BJ's Wholesale Club	60
Macy's	60
Barcelona Restaurant & Wine Bar	58
Marriott International	58
State Of Connecticut	55
TTM Technologies	55
Boss Pro Shops	52
General Dynamics	50
Brightpath Kids	48
Goodwill	48
Walgreens Boots Alliance	48
Echn	46
Ulta Beauty	46
Capital One	45

## Top Posted Occupations

## Assoc

Occupation (SOC)	Unique Postings (Sep 2023)
Licensed Practical & Licensed Vocational Nurses	819
Registered Nurses	611
Nursing Assistants	240
Medical Assistants	195
Health Technologists & Technicians, All Other	178
Secretaries & Administrative Assistants	165
Preschool Teachers, Except Special Education	158
Medical & Health Services Managers	153
Teaching Assistants, Except Postsecondary	143
Sales Representatives, Wholesale & Manuf.	110
Pharmacy Technicians	105
Supervisors of Retail Sales Workers	101
Customer Service Representatives	101
Retail Salespersons	90
Securities, Commodities, & Financial Services Sales Agents	88
Bookkeeping, Accounting, & Auditing Clerks	77
Managers, All Other	66
Maintenance & Repair Workers, General	60
Clinical Laboratory Technologists & Technicians	59
Computer User Support Specialists	55

## Top Posted Occupations

## BA +

Occupation (SOC)	Unique Postings (Sep 2023)
Registered Nurses	1,739
Managers, All Other	779
Software Developers	746
Medical & Health Services Managers	605
Sales Representatives, Wholesale & Manuf.	594
Computer Occupations, All Other	562
Financial Managers	459
General & Operations Managers	457
Supervisors of Retail Sales Workers	402
Sales Managers	332
Accountants & Auditors	328
Postsecondary Teachers	313
Marketing Managers	310
Pharmacists	293
Nurse Practitioners	287
Industrial Engineers	272
Management Analysts	268
Marriage & Family Therapists	258
Substance Abuse, Behavioral Disorder, & Mental Health Counselors	239
Preschool Teachers, Except Special Education	229

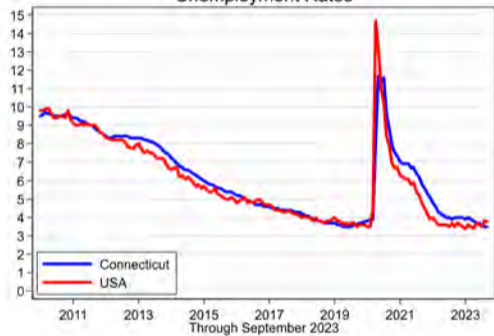
Top Companies Posting  
Assoc

Company	Unique Postings (Sep 2023)
Hartford HealthCare	527
Community Health Center	316
Yale New Haven Health	237
Yale University	132
Elara Caring	92
DaVita	74
Accenture	72
Trinity Health	67
Walgreens Boots Alliance	66
Nuvance Health	64
Aevanna Healthcare	61
Connecticut Children's Medical Center	59
Walmart	56
Maplewood At Stony Hill	52
Masonicare	48
Webster Bank	41
Three Rivers Community College	35
Maplewood At Southport	33
Cheesecake Factory	32
University of Connecticut	32
Bank of America	31
Echn	30
State Of Connecticut	30
Amentum	29
American Family Care	29
Brightpath Kids	26
CenterWell Home Health	26
Community Residences	26
Hospital For Special Care	26
Lumen Technologies	25
Actalent	24
General Dynamics	24

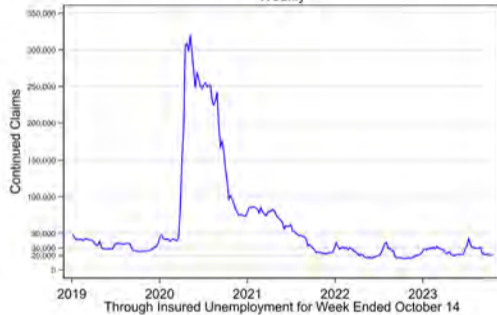
Top Companies Posting  
BA +

Company	Unique Postings (Sep 2023)
Hartford HealthCare	1,057
Community Health Center	692
Yale New Haven Health	625
State Of Connecticut	578
Yale University	462
Travelers	441
ATX Learning	404
Capital One	294
Raytheon Technologies	279
Eversource Energy	250
Pratt & Whitney	240
Lumen Technologies	233
University of Connecticut	203
CVS Health	200
Walgreens Boots Alliance	182
The Hartford	176
Connecticut Children's Medical Center	174
KPMG	160
Wheeler Clinic	147
Thriveworks	128
Medtronic	124
Walmart	110
Accenture	104
Hartford Public Schools	103
General Dynamics	102
Webster Bank	95
CDM Smith	93
Spectrum	91
Guidehouse	88
Trinity Health	87
Sacred Heart University	81
ASML	76

Unemployment Rates



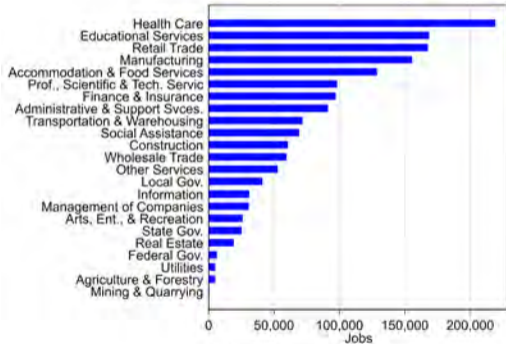
Connecticut Continued Claims Weekly



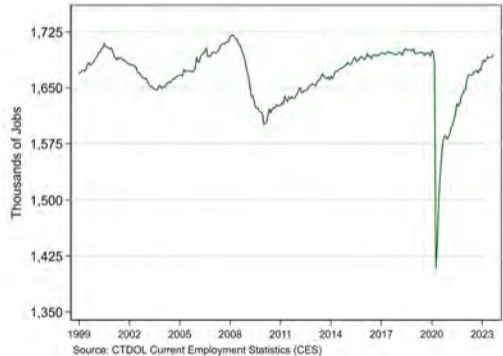


# Connecticut Employment

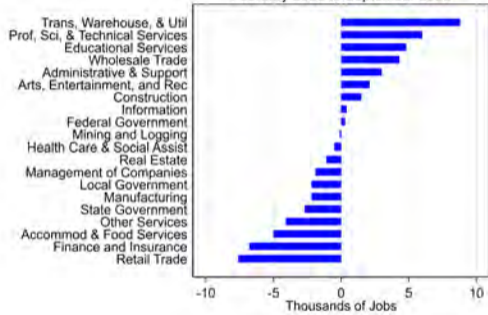
## Total by Sector



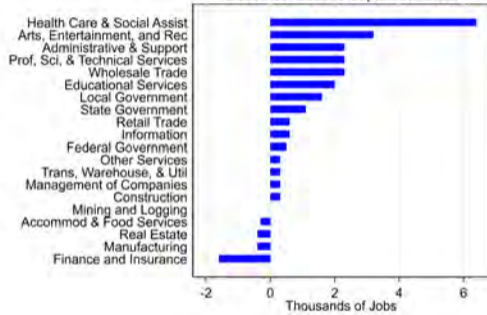
## Payroll Jobs



Connecticut Employment Change  
February 2020 to September 2023



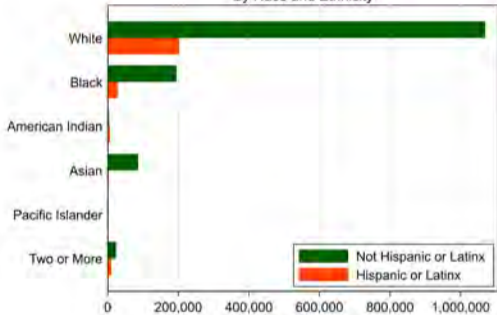
Connecticut Employment Change  
December 2022 to September 2023



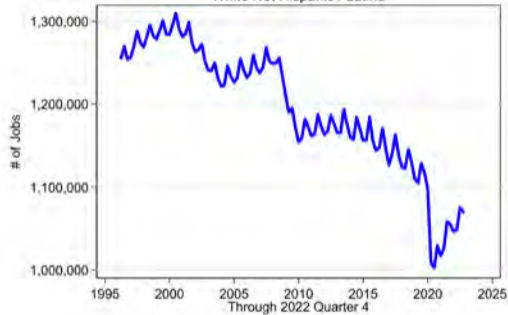
# Outline

- 1 Current Situation
  - United States
  - Connecticut
- 2 Connecticut Demographics**
- 3 Projections

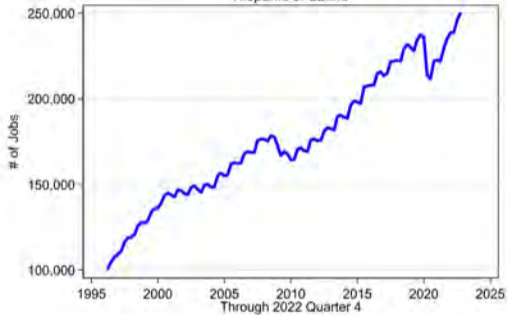
Connecticut Employment  
By Race and Ethnicity



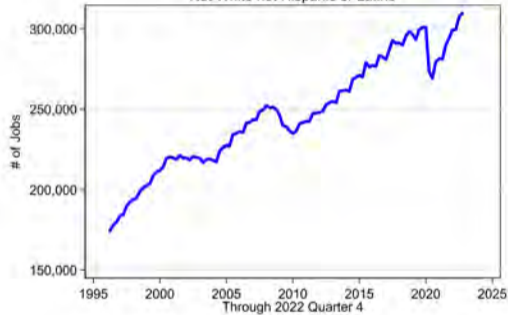
Connecticut Employment  
White Not Hispanic / Latino



Connecticut Employment  
Hispanic or Latino



Connecticut Employment  
Not White not Hispanic or Latino



# Outline

- 1 Current Situation
  - United States
  - Connecticut
- 2 Connecticut Demographics
- 3 Projections**

# Occupations requiring less than high school

## Occupations with the Most Openings 2020 - 2030

Occupation	2020 Employment	2030 Employment	Change	Annual Openings
Cashiers	39,561	38,973	-588	7,040
Fast Food and Counter Workers	25,352	32,922	7,570	6,662
Waiters and Waitresses	22,584	30,072	7,488	5,826
Retail Salespersons	37,155	40,400	3,245	5,695
Hand Laborers and Material Movers	26,751	33,915	7,164	4,682
Janitors and Cleaners	29,925	32,602	2,677	4,410
Landscaping Workers	16,223	18,884	2,661	2,526
Food Preparation Workers	12,331	14,266	1,935	2,461
Cooks, Restaurant	9,289	15,407	6,118	2,396
Passenger Vehicle Drivers	11,748	15,722	3,974	1,984
Construction Laborers	12,591	14,871	2,280	1,561
Maids and Housekeeping Cleaners	9,898	10,038	140	1,332
Bartenders	4,897	6,939	2,042	1,189
Fast Food Cooks	6,670	7,389	719	1,088
Dishwashers	4,818	6,381	1,563	1,045
Restarurant Hosts and Hostesses	2,718	3,787	1,069	858
Hand Packers and Packagers	4,806	5,248	442	737
Dining Room and Cafeteria Helpers	2,830	3,820	990	674
Amusement and Recreation Attendants	1,993	2,988	995	622
Nonrestaurant Food Servers	3,820	3,901	81	615
Crop, Nursery, and Greenhouse Workers	2,649	3,176	527	509
Industrial Truck and Tractor Operators	3,170	4,257	1,087	506
Cleaners of Vehicles and Equipment	2,870	3,330	460	474

# Occupations requiring high school

## Occupations with the Most Openings 2020 - 2030

Occupation	2020 Employment	2030 Employment	Change	Annual Openings
Personal Care Aides	44,179	53,247	9,068	6,784
Stockers and Order Fillers	22,480	26,325	3,845	4,153
Customer Service Representatives	29,418	29,713	295	3,745
General Office Clerks	26,963	27,427	464	3,143
Administrative Assistants	26,729	25,053	-1,676	2,595
Supervisors of Office Workers	24,708	25,015	307	2,473
Light Truck or Delivery Services Drivers	14,328	17,594	3,266	2,063
Fitness Trainers and Aerobics Instructors	8,042	12,062	4,020	1,945
Childcare Workers	11,729	13,130	1,401	1,844
Supervisors of Retail Sales Workers	16,157	16,700	543	1,773
Receptionists and Information Clerks	12,283	13,345	1,062	1,706
Security Guards	10,641	11,452	811	1,522
Supervisors of Food Serving Workers	7,019	9,323	2,304	1,428
Wholesale Sales Representatives	12,807	13,869	1,062	1,401
Sales Representatives of Services	9,709	11,253	1,544	1,339
Carpenters	10,249	11,834	1,585	1,169
Social and Human Service Assistants	8,500	9,501	1,001	1,138
Maintenance and Repair Workers	10,672	11,567	895	1,131
Misc. Assemblers and Fabricators	10,747	10,344	-403	1,115
Machinists	8,809	10,065	1,256	1,084
Electricians	7,953	9,356	1,403	1,027
Supervisors of Production Workers	8,365	9,211	846	940
Recreation Workers	4,869	5,561	692	869
Inspectors, Sectors, and Weighers	8,150	7,407	-743	811



# Occupations requiring more than high school

## Occupations with the Most Openings 2020 - 2030

Occupation	2020 Employment	2030 Employment	Change	Annual Openings
Nursing Assistants	21,935	21,070	-865	2,509
Bookkeeping and Auditing Clerks	21,559	22,115	556	2,451
Teaching Assistants	21,460	22,644	1,184	2,134
Heavy and Tractor-Trailer Truck Drivers	13,630	15,428	1,798	1,760
Medical Assistants	8,909	10,402	1,493	1,267
Hairdressers and Cosmetologists	6,805	9,060	2,255	1,087
Manicurists and Pedicurists	6,189	8,563	2,374	1,002
Automotive Technicians and Mechanics	8,310	8,843	533	890
Preschool Teachers	6,127	7,969	1,842	884
Order Clerks	5,885	7,415	1,530	853
Computer User Support Specialists	9,091	10,179	1,088	800
Paralegals and Legal Assistants	4,859	5,557	698	624
Licensed Practical Nurses	7,922	7,997	75	608
Dental Assistants	3,394	4,560	1,166	577
Heating, AC, and Refrigeration Mechanics	5,144	5,734	590	570
Dental Hygienists	3,398	4,594	1,196	363
Emergency Medical Technicians	3,879	4,132	253	285
Massage Therapists	1,623	2,284	661	283
Telecommunications Equipment Installers	1,886	2,223	337	264
Firefighters	2,642	2,967	325	239
Health Technologists and Technicians	2,645	2,747	102	200
Phlebotomists	1,346	1,522	176	184
Aircraft Mechanics and Service Technicians	1,690	1,927	237	170
Radiologic Technologists	2,210	2,220	10	160

# Occupations requiring bachelor's or more

## Occupations with the Most Openings 2020 - 2030

Occupation	2020 Employment	2030 Employment	Change	Annual Openings
General Managers	29,950	34,250	4,300	3,061
Software Developers	19,129	24,414	5,285	2,101
Registered Nurses	34,472	35,828	1,356	1,958
Accountants and Auditors	16,736	18,673	1,937	1,736
Financial Managers	17,991	21,140	3,149	1,698
Marketing Specialists	7,961	9,860	1,899	1,052
Secondary School Teachers	14,779	15,025	246	1,024
Elementary School Teachers	14,095	14,278	183	1,021
Management Analysts	9,217	10,437	1,220	1,003
Project Management Specialists	11,201	12,008	807	919
Human Resources Specialists	7,120	8,547	1,427	876
Computer and Information Systems Managers	9,819	10,904	1,085	865
Medical and Health Services Managers	7,056	9,124	2,068	820
Health Specialties Teachers	5,892	7,206	1,314	730
Sales Managers	7,162	7,956	794	706
Lawyers	10,892	12,347	1,455	683
Substitute Teachers	5,274	5,662	388	658
Financial and Investment Analysts	7,881	8,346	465	651
Teachers and Instructors	4,945	5,452	507	640
Personal Service Managers	7,064	7,899	835	625
Marketing Managers	6,147	6,906	759	617
Mental Health Counselors	4,991	5,967	976	601
Computer Systems Analysts	7,248	7,838	590	577
Industrial Engineers	6,005	7,450	1,445	550

## February 2023 Connecticut Labor Market Information Monthly Publications, Data Releases, PDFs



Bentsen, Todd

To Bentsen, Todd

To view our LMI Calendar of Events go to <https://www1.ctdol.state.ct.us/lmi/events.asp>

Contact me with any questions.

**Todd Bentsen**

Information Technology Analyst 2

Office of Research | Connecticut Department of Labor

[200 Folly Brook Blvd](#) | [Wethersfield, CT 06109](#)

February 2023	<a href="#">Publications</a> / <a href="#">Data</a> / <a href="#">Webpages</a> / <a href="#">Updates</a> / <a href="#">Releases</a>
27	<a href="#">Weekly Connecticut / WDA Initial and Continuing Unemployment Insurance Claims</a> Break down unemployment claims by age, education, industry, gender, and town can offer valuable insight for planning and budgeting purposes.
14	<a href="#">Conference Board Help Wanted OnLine Data Series</a> <b>Total postings</b> postings in Connecticut was 74,493 in January 2023, down 10% from December 2022  <b>Industry Sectors</b> with the most job postings were <b>Health Care and Social Assistance</b> (19,651 postings), <b>Manufacturing</b> (6,597 posting), <b>Retail Trade</b>  <b>Occupations</b> with the most postings were <b>Registered Nurses</b> (5,155 postings), <b>Retail Salespersons</b> (2,044 postings), <b>Wholesale and Manufacturing</b>  The Conference Board Help Wanted OnLine Data Series (HWOL) measures the number of new, first-time online jobs and jobs reposted from the previous geographic areas. The data can be used as a real-time measure of labor demand.
14	<a href="#">Connecticut Learns and Works - 2023 Breakfast Symposium</a> Engaging Educators, Employers and the Workforce Development Community - Symposium for educators, counselors, employment and training specialists Conference, Friday, May 5, 2023, 7:30 am - 3:00 pm, The Water's Edge Resort Conference Center, <a href="#">P.O. Box 688, 1525 Boston Post Road, Westbrook, CT 06498</a>
14	<a href="#">Consumer Price Index for All Urban Consumers (CPI-U)</a> The <b>Consumer Price Index for All Urban Consumers (CPI-U)</b> rose 0.5 percent in January on a seasonally adjusted basis, after increasing 0.1 percent before seasonal adjustment.

# Connecticut Dept. of Labor Office of Research

Patrick J. Flaherty  
Office of Research, Department of Labor  
200 Folly Brook Blvd.  
Wethersfield, CT 06109

Patrick.Flaherty@ct.gov  
860-263-6281

[www.ctworkforce.info](http://www.ctworkforce.info)

[www.Facebook.com/CTLMI](http://www.Facebook.com/CTLMI) & [@DOL\\_Research](https://twitter.com/DOL_Research) on Twitter