

CT LEARNS & WORKS
BREAKFAST
SYMPOSIUMS



This Time is Different . . . ***For Real***
Connecticut's Labor Market During and After COVID
Connecticut Learns & Works Breakfast Symposium

Tunxis Community College
Farmington, Connecticut

Patrick J. Flaherty, Director of Research

Connecticut Department of Labor

October 26, 2021



Outline

- 1 Current Situation
 - United States
 - Connecticut Jobs and Openings
 - Connecticut Unemployment Claims
- 2 Projections
 - U.S. Labor Force
 - Connecticut
- 3 Tools for Job Search and Career Planning

Outline

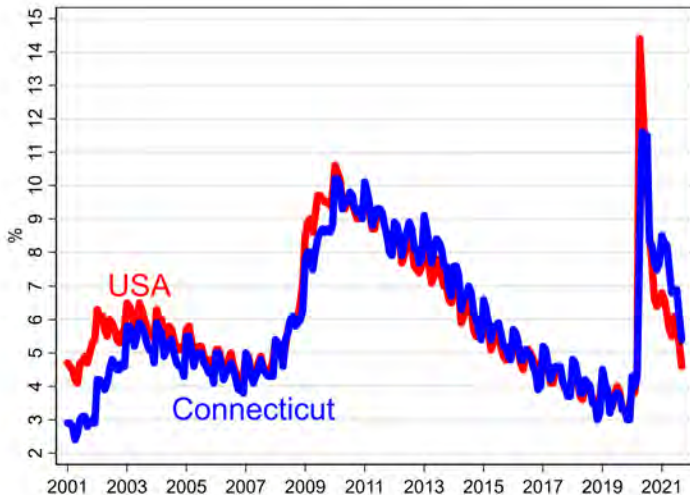
- 1 Current Situation
 - United States
 - Connecticut Jobs and Openings
 - Connecticut Unemployment Claims
- 2 Projections
 - U.S. Labor Force
 - Connecticut
- 3 Tools for Job Search and Career Planning

Outline

- 1 Current Situation
 - United States
 - Connecticut Jobs and Openings
 - Connecticut Unemployment Claims
- 2 Projections
 - U.S. Labor Force
 - Connecticut
- 3 Tools for Job Search and Career Planning

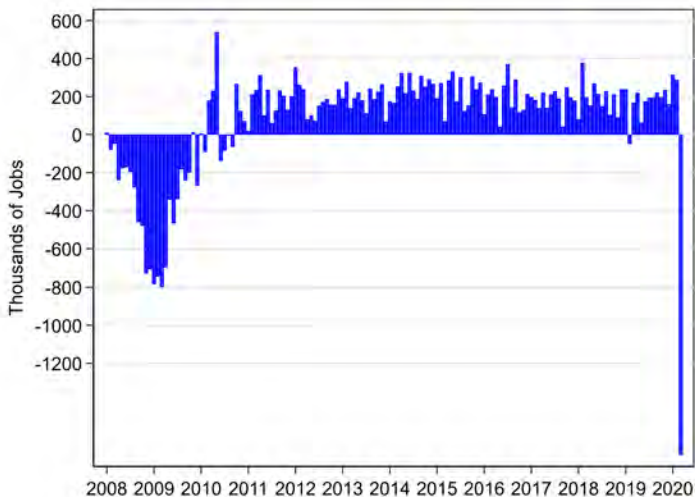
Unemployment Rates

Connecticut vs. U.S. through September 2021 (%)



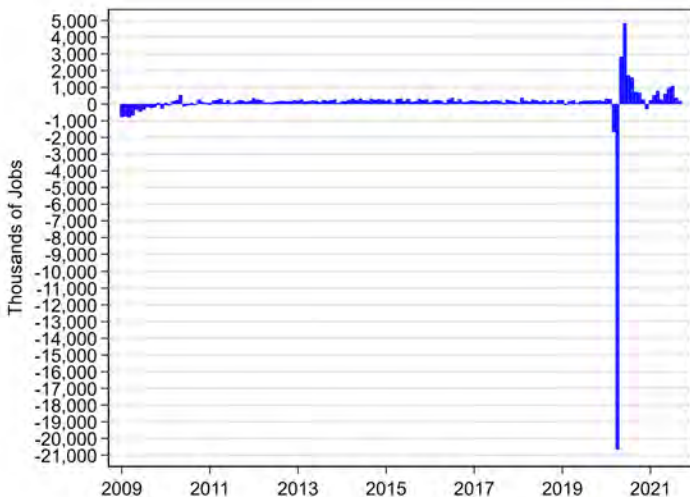
U.S. Change in Total Employment

Through March 2020



U.S. Change in Total Employment

Through September 2021



U.S. Jobs Change from Previous Month

Through February 2020, Thousands



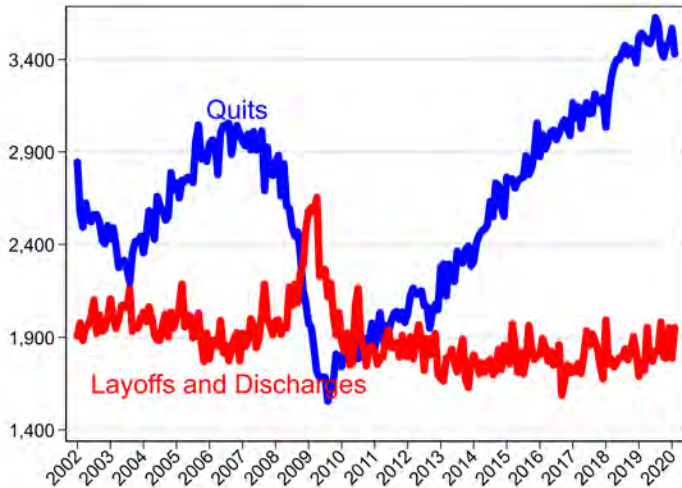
U.S. Jobs Hires and Separations

Through September 2021, Thousands



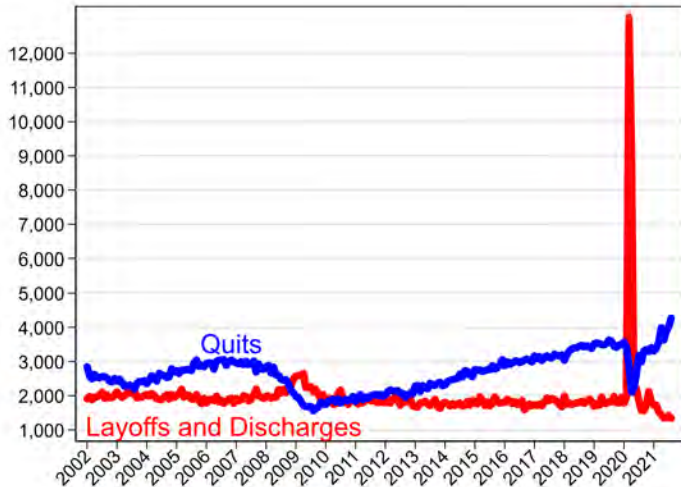
Separation by Type

Thousands through February 2020



Separation by Type

Thousands through August 2021



U.S. Job Openings

Thousands – through August 2021

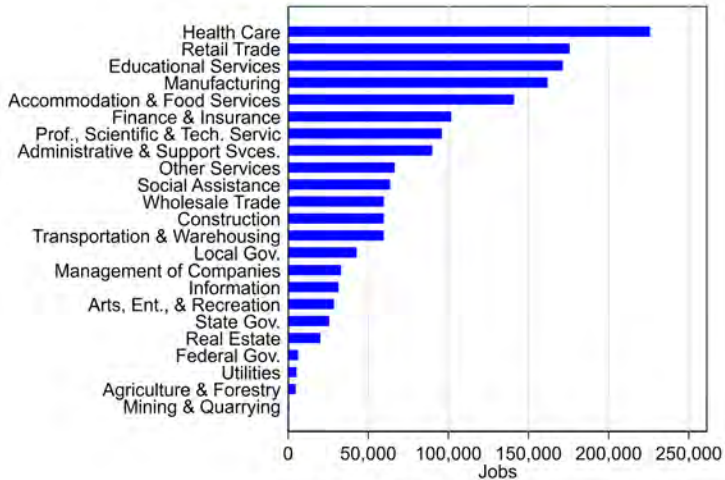


Outline

- 1 **Current Situation**
 - United States
 - **Connecticut Jobs and Openings**
 - Connecticut Unemployment Claims
- 2 Projections
 - U.S. Labor Force
 - Connecticut
- 3 Tools for Job Search and Career Planning

Total Employment Year Ending 2019Q4

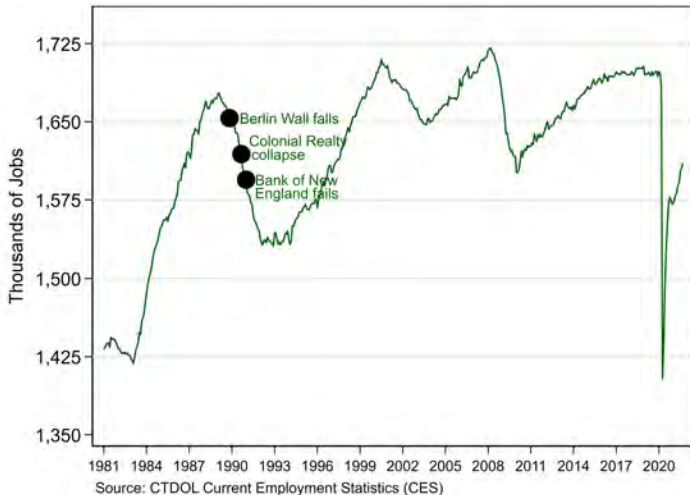
Connecticut



Source: Quarterly Census of Employment and Wages (QCEW)

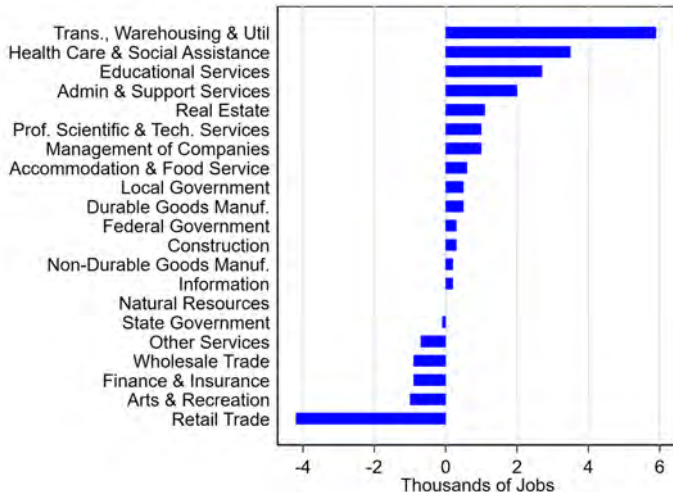
Connecticut Payroll Employment

Through September 2021



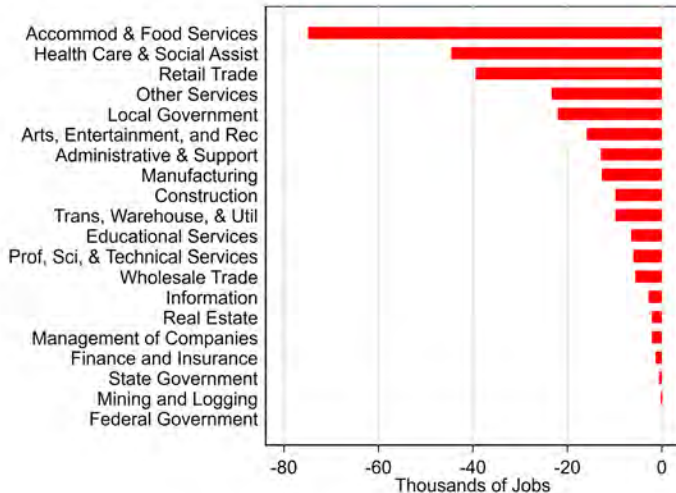
Connecticut Employment Change

February 2019 to February 2020



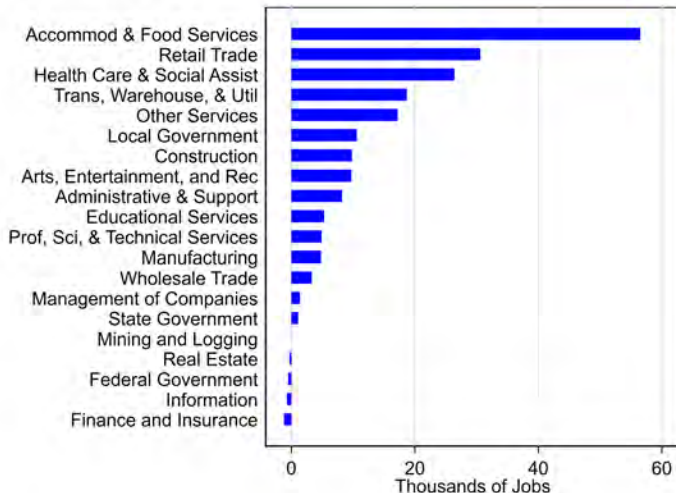
Connecticut Employment Change

February 2020 to April 2020



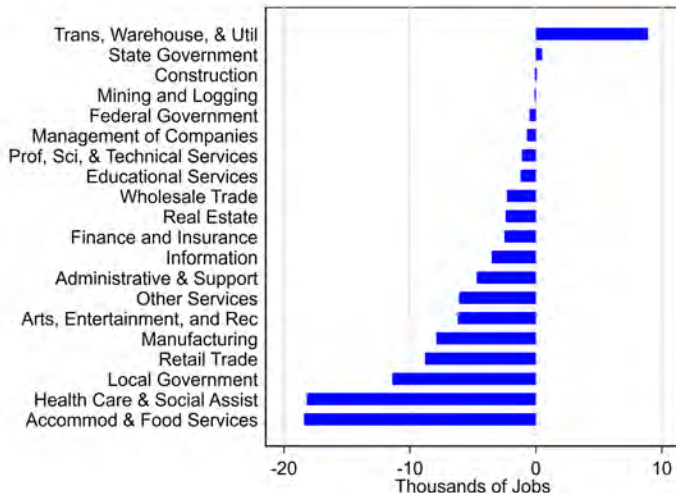
Connecticut Employment Change

April 2020 to September 2021



Connecticut Employment Change

February 2020 to September 2021



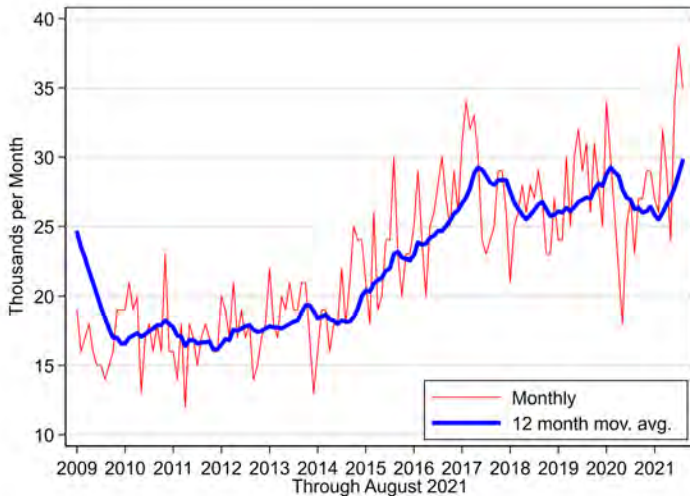
Connecticut Job Openings

Through August 2021



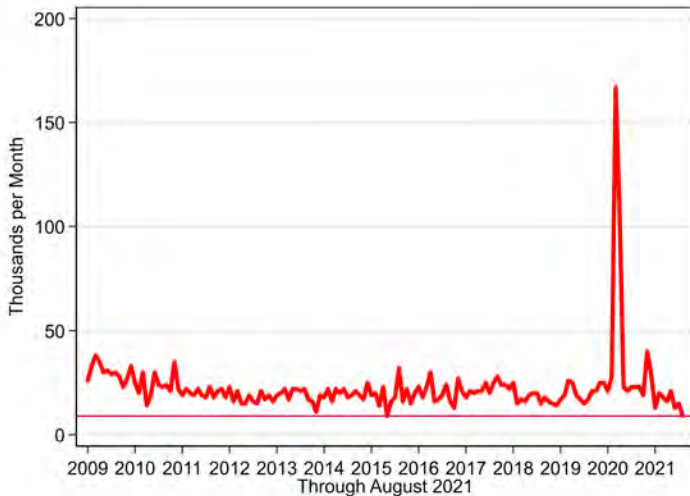
Connecticut Quits

Through August 2021



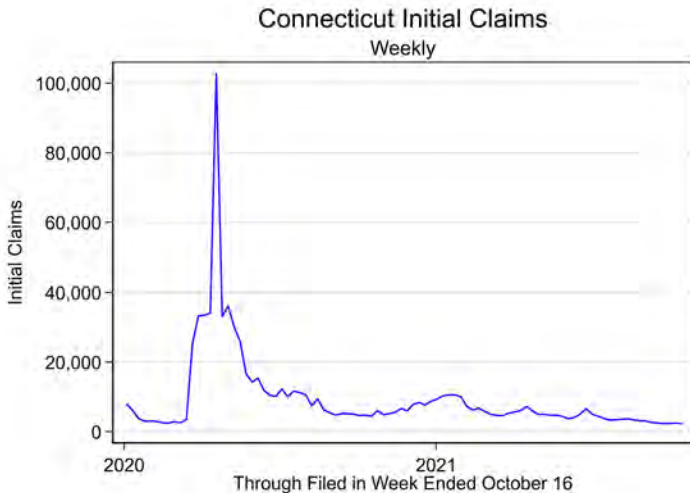
Connecticut Layoffs

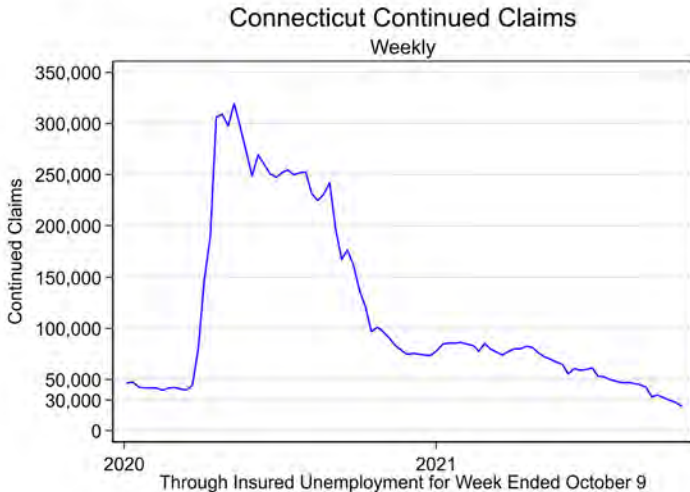
Through August 2021



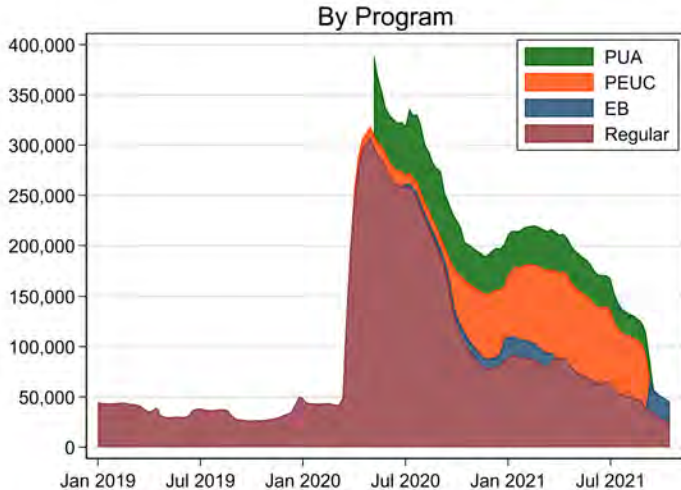
Outline

- 1 **Current Situation**
 - United States
 - Connecticut Jobs and Openings
 - **Connecticut Unemployment Claims**
- 2 Projections
 - U.S. Labor Force
 - Connecticut
- 3 Tools for Job Search and Career Planning



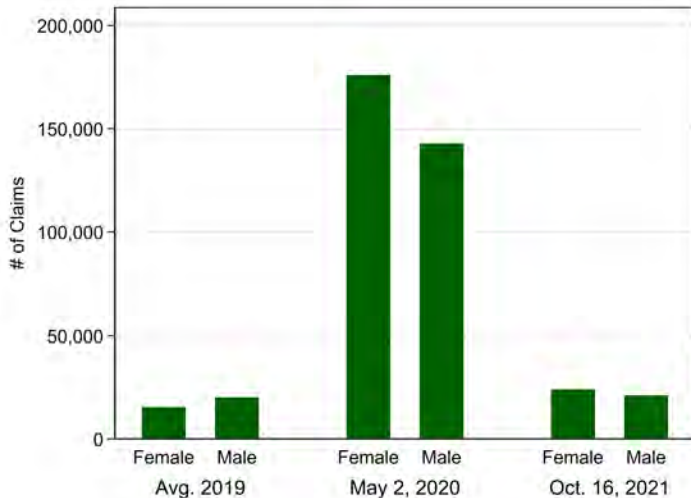


Connecticut Continued Claims



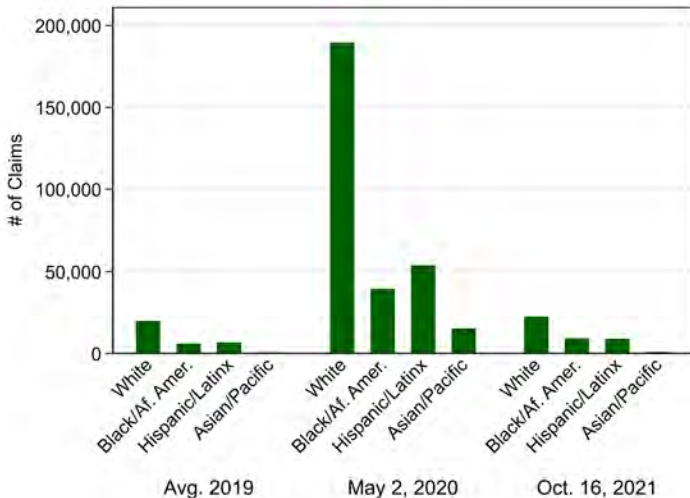
Connecticut Continued Claims

By Gender



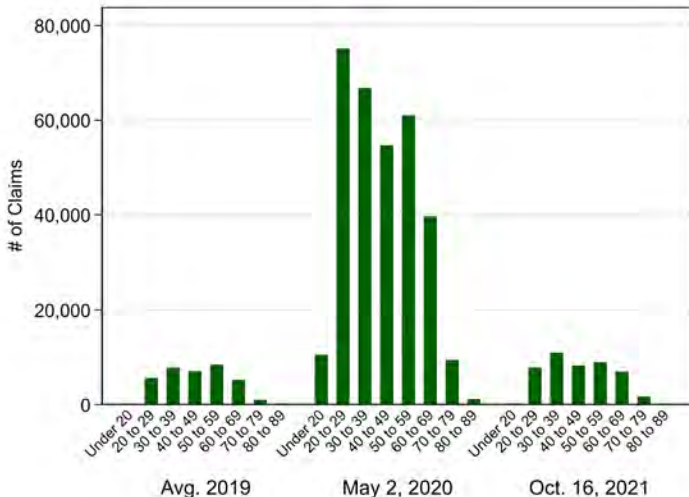
Connecticut Continued Claims

By Race/Ethnicity



Connecticut Continued Claims

By Age



Outline

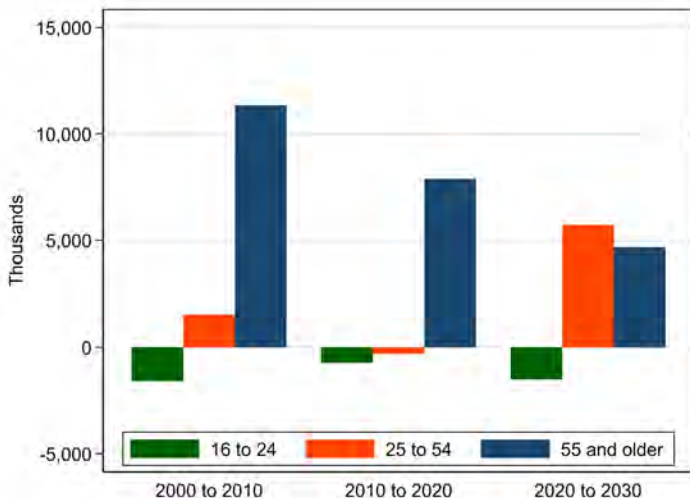
- 1 Current Situation
 - United States
 - Connecticut Jobs and Openings
 - Connecticut Unemployment Claims
- 2 Projections
 - U.S. Labor Force
 - Connecticut
- 3 Tools for Job Search and Career Planning

Outline

- 1 Current Situation
 - United States
 - Connecticut Jobs and Openings
 - Connecticut Unemployment Claims
- 2 Projections
 - U.S. Labor Force
 - Connecticut
- 3 Tools for Job Search and Career Planning

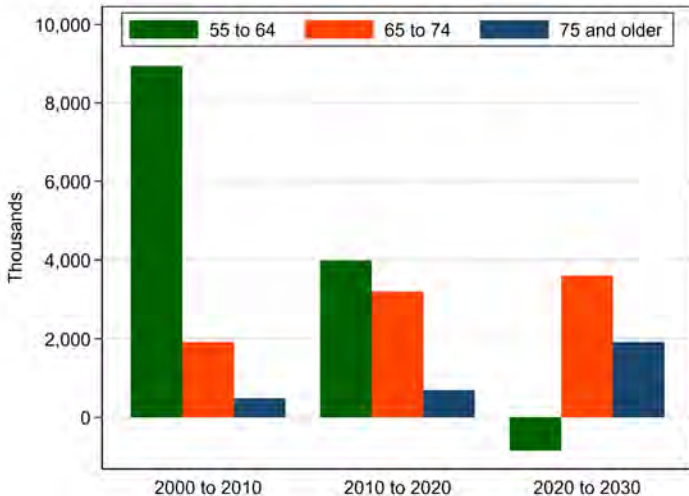
U.S. Labor Force Projections

By Age Group



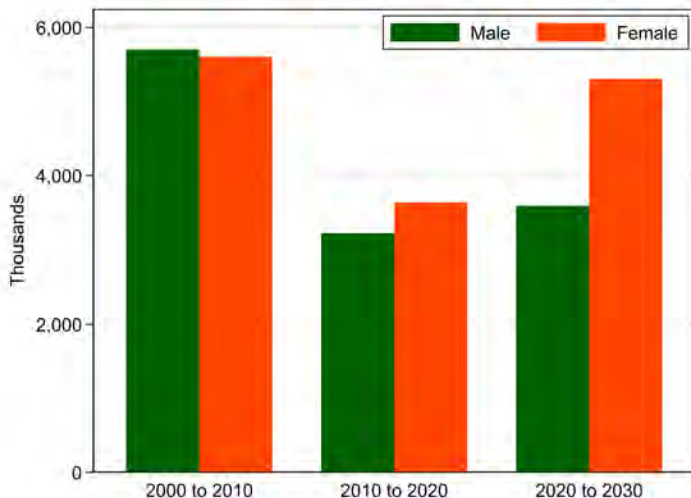
U.S. Labor Force Projections

By Age Group



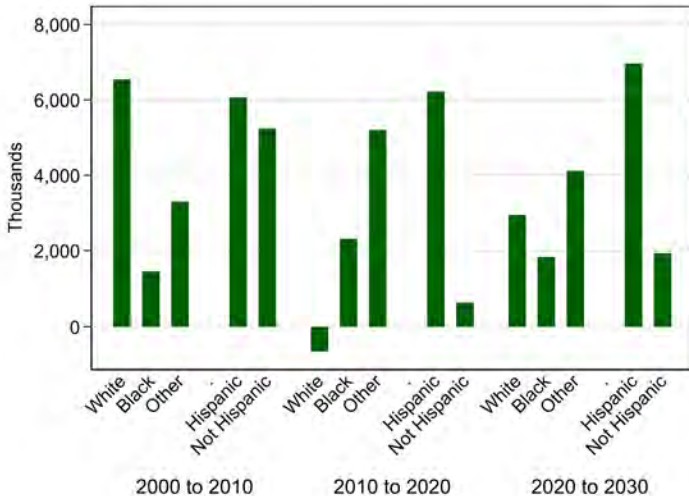
U.S. Labor Force Projections

By Sex

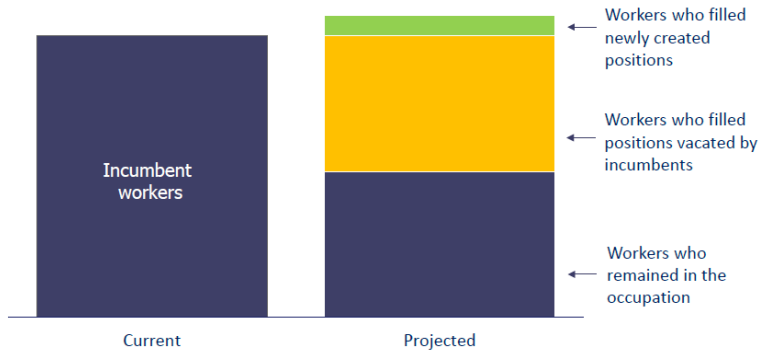


U.S. Labor Force Projections

By Race or Origin



U.S. Employment Projections



Outline

- 1 Current Situation
 - United States
 - Connecticut Jobs and Openings
 - Connecticut Unemployment Claims
- 2 Projections
 - U.S. Labor Force
 - **Connecticut**
- 3 Tools for Job Search and Career Planning

Connecticut Occupations Requiring Less Than B.A.

Occupations with the Most Growth 2018 - 2028

Occupation	Employment 2018	Employment 2028	
Personal Care Aides	29,532	39,844	
Home Health Aides	7,158	8,891	
Social and Human Service Assistants	9,900	11,616	
Childcare Workers	19,319	20,757	
Medical Assistants	8,903	10,263	
Machinists	8,193	9,342	
Nursing Assistants	16,969	18,086	
Hairdressers, Hairstylists, and Cosmetologists	8,972	10,035	
Electricians	8,398	9,398	
Computer User Support Specialists	7,780	8,776	
Light Truck or Delivery Services Drivers	13,243	14,224	
Heavy and Tractor-Trailer Truck Drivers	14,201	15,114	
Manicurists and Pedicurists	5,650	6,483	
Plumbers, Pipefitters, and Steamfitters	5,211	6,026	
Fitness Trainers and Aerobics Instructors	6,241	7,055	
Licensed Practical and Licensed Vocational Nurses	10,294	11,077	
Maintenance and Repair Workers, General	11,955	12,734	
Receptionists and Information Clerks	15,690	16,431	

Connecticut Occupations Requiring B.A. or More

Occupations with the Most Growth 2018 - 2028

Occupation	Employment 2018	Employment 2028	Change
Financial Managers	19,345	22,330	2,985
Registered Nurses	39,003	41,859	2,856
Software Developers	10,349	13,189	2,840
General and Operations Managers	32,515	35,083	2,568
Market Research Analysts	8,284	9,867	1,583
Marine Engineers	3,734	5,239	1,505
Management Analysts	11,119	12,395	1,276
Information Systems Managers	10,964	12,217	1,253
All Other Managers	15,568	16,791	1,223
Industrial Engineers	5,563	6,722	1,159
Accountants and Auditors	18,272	19,430	1,158
Mental Health Counselors	5,570	6,678	1,108
Medical and Health Services Managers	7,292	8,370	1,078
Rehabilitation Counselors	3,186	4,106	920
Lawyers	9,817	10,566	749
Health Specialties Teachers	5,842	6,579	737
Mechanical Engineers	4,873	5,528	655

Connecticut Occupations Requiring B.A. or More

Occupations with the Most Annual Openings 2018 - 2028

Occupation	Employment 2018	Employment 2028	Change	Openings
General and Operations Managers	32,515	35,083	2,568	3,192
Registered Nurses	39,003	41,859	2,856	2,445
Financial Managers	19,345	22,330	2,985	1,905
Accountants and Auditors	18,272	19,430	1,158	1,873
Managers, All Other	15,568	16,791	1,223	1,349
Management Analysts	11,119	12,395	1,276	1,236
Elementary School Teachers	16,494	16,221	-273	1,180
Secondary School Teachers	16,387	16,151	-236	1,116
Software Developers, Applications	10,349	13,189	2,840	1,112
Market Research Analysts	8,284	9,867	1,583	1,086
Information Systems Managers	10,964	12,217	1,253	1,029
Human Resources Specialists	7,573	8,211	638	856
Sales Managers	8,274	8,788	514	808
Business Operations Specialists	7,505	7,996	491	793
Mental Health Counselors	5,570	6,678	1,108	737
Medical and Health Services Managers	7,292	8,370	1,078	728
Financial Analysts	7,198	7,580	382	665
Middle School Teachers	8,616	8,486	-130	618

Outline

- 1 Current Situation
 - United States
 - Connecticut Jobs and Openings
 - Connecticut Unemployment Claims
- 2 Projections
 - U.S. Labor Force
 - Connecticut
- 3 Tools for Job Search and Career Planning

www.ct.gov/dol

www.filectui.com

Consumer Contact Center

Monday - Friday: 7:00am - 5:00pm

Closed October 11, 2021 for the holiday

Closed Saturday, Sunday & holidays

1 203-941-6868

1 860-967-0493

1 800-956-3294

TTY - 711 or 800-842-9710

www.ctworkforce.info

CONNECTICUT STATE WEBSITE

CONNECTICUT DEPARTMENT OF LABOR
Partner of the American Job Center Network

Economy • Workforce • Careers

LABOR MARKET INFORMATION

FROM THE OFFICE OF RESEARCH

Home About Publications FAQ Glossary Contact

Data Tools Event Calendar Businesses Job Seekers Researchers Students

Connecticut - LMI Latest News

- 4** **Weekly CT Initial/Continuing Unemployment Insurance Claims** By Age, Education, Gender, Industry, Race, Town & Wages.(10/04/21)
- 1** **Oct. 2021 Connecticut Economic Digest** Most current, up-to-date data available on the CT workforce & economy. Featured "All State Economic Indexes Fell in 2020 Due to the COVID Pandemic".
- 1** **Sept. 25th 2021 Help Wanted OnLine (HWOL)** During the week ending September 25th, 2021, there were 6,734 new postings, up 1,213 new ads or +16% from a week ago.
- 30** **July/Aug/Sept 2021 Business and Employment Changes** Start-ups, expansions, recruitments, staff reductions, and layoffs reported by the media, both current and future.
- 25** **August 2021 Labor Market Information At-A-Glance** Latest updates for most frequently requested LMI data.
- 29** **September 2021 Help Wanted OnLine (HWOL)** Total postings in Connecticut was 66,477 in August, 2021. Weekly New Job postings were 7,521 during the week ending 9/18/21.
- 17** **August 2021 Local Area Unemployment Statistics** Monthly employment, unemployment and labor force data for regions, counties, metro areas/cities, place of residence.
- 17** **August 2021 Connecticut Labor Situation** CT job gains continue (+3,300), as the unemployment rate declines to 7.2%.

[More LMI News](#)

Connecticut - LMI Recent Publications

[Connecticut Labor Market Information Publication Quick Links](#)

Information for Workforce Investment Planning - Sept 2021 Update
Contains data on Connecticut and each of the five WDAs population, labor force, employment and wages by industry sector and housing permits.

Connecticut - LMI Online Resources

10/20/21 Occupational Employment & Wage Statistics
Select state employment & wage estimates alphabetical

CT minimum wage effective 6/1/2021 is \$13 per hour

CTHires

[Sign up for SkillUp Connecticut](#)

[Occupations in Demand-What's Hot Daily Update](#)

[Connecticut Employer Search](#) Updated Apr 21

[Connecticut Workforce Scorecard](#) Updated Aug 21

[Education & Training Connection](#) Weekly Update

[Job and Career Connection](#)

[Reemployment Portal](#)

[Connecticut Career Resource Network](#)

Current Labor Market Trends

[Connecticut LMI Data Quick Links](#)

Nonfarm Employment (ea) 2012 - Current
State increased 3,300 jobs month-to-month in Aug 21

Aug 21: 1,605.3 • Aug 20: 1,549.5 • YTD: +3.6%

Unemployment Rates (ea) 2012 - Current
Unemployment rate down 0.1% m-to-m in Aug 21

Aug 21: 7.2% • Aug 20: 8.4% • YTD: -1.2%

Connecticut LMI
@DCL_Research

#ctjobs #connecticut
https://twitter.com/CTAlliance_Jobs/status/1446017243675365384

Connecticut Regional Information

Current employment stats, labor force, employment and wages by occupation, detailed employment by industry, workforce info, local area unemployment stats, economic

Connecticut Help Wanted OnLine Data Series (HWOL)

Last Updated: October 1, 2021

[Monthly Pubs](#) | [Job Seeker Publications](#) | [Business Publications](#) | [Research Publications](#) | [Student Publications](#) | [Occasional Papers](#) | [What's New](#)

September 25th, 2021 Extra Issue #75 Conference Board Help Wanted OnLine Data Series

During the week ending September 25th, 2021, there were 8,734 new postings, up 1,213 new ads or +16% from a week ago. The new ad increase over the week was driven by Retail Trade (+768 new ads) and Health Care & Social Assistance (+631 new ads) and tempered by declines in 10 sectors including Educational Services (-116 new ads) and Accommodation & Food Services (-82 new ads). Employers with the largest increases were Amazon (+417 new ads) and Hartford Healthcare (+381 new ads). Employers with the largest over the week declines include Yale University (-43 new ads) and Deloitte (-42 new ads). Weekly new ads ending in September are on track to be the highest monthly average on record.

Eleven sectors had job posting increases over the week and ten had decreases. The increasing industries grew by a combined 1,588 new ads while the ten decreasing industries accounted for a combined 375 job ad decrease. Among increasing industries, 1,399 of the combined gains occurred in Retail Trade (+768 new ads) and Health Care & Social Assistance (+631 new ads). The largest decline over the week occurred in Educational Services, down 116 new ads. Over four weeks, total new ads were up 971 new ads or +13%. The largest industry increases over four weeks include Retail Trade (+847 new ads or +85%) and Health Care & Social Assistance (+365 new ads +25%). The largest four week decline occurred in Educational Services (-199 new ads or -46%) and Accommodation & Food Services (-104 new ads or -21%).

Employers with the most new job postings during the week were mostly in Retail Trade, Health Care, and Finance & Insurance. The 25 employers shown above account for 26 percent of all new ads. Retail Trade accounted for 10 employers and about half the job ads in the top 25. Of the top 25 employers, 18 had over the week increases and 7 had decreases. The largest employer increases over the week occurred at Amazon (+417 new ads) and Hartford Healthcare (+381 new ads). The 7 employers with over the week declines fell by 42 new ads or less, the largest being Deloitte.

The Conference Board Help Wanted OnLine Data Series (HWOL) measures the number of new, first-time online jobs and jobs reposted from the previous month for over 16,000 Internet job boards, corporate boards and smaller job sites that serve niche markets and smaller geographic areas. The data can be used as a real-time measure of labor demand.



The **Conference Board Help Wanted OnLine Data Series (HWOL)** measures the number of new, first-time online jobs and jobs reposted from the previous month for over 16,000 Internet job boards, corporate boards and smaller job sites that serve niche markets and smaller geographic areas. The data can be used as a real-time measure of labor demand.



Statewide Highlights

Total postings in Connecticut was 88,477 in August 2021.

Industry Sectors with the most job postings were **Health Care and Social Assistance** (16,389 postings), **Retail Trade** (12,072 postings), **Finance and Insurance** (7,410 posting), and **Manufacturing** (6,146 postings).

Occupations with the most postings were **Registered Nurses** (3,807 postings), **Retail Salesperson** (2,900 postings), **Laborers & Freight, Stock, and Material Movers** (2,463 postings) **Supervisors of Retail Sales Workers** (2,098 postings) and **Wholesale and Manufacturing Sales Representatives**.

North Central WDA Job Ads by Industry

August 2021

<u>Industry</u>	<u>Job Ads</u>
Total	33,680
Agriculture, Forestry, Fishing and Hunting	15
Mining, Quarrying, and Oil and Gas Extraction	44
Utilities	192
Construction	333
Manufacturing	2,512
Wholesale Trade	255
Retail Trade	4,178
Transportation and Warehousing	792
Information	927
Finance and Insurance	3,712
Real Estate and Rental and Leasing	528

North Central WDA Employers with the Most Job Ads

- Cigna Corporation
- UnitedHealth Group
- Accenture
- Deloitte
- CVS Health
- State of Connecticut
- The Hartford Financial Group
- ICF
- Boston Market
- Pearson
- Whole Foods Market, Inc.
- Wheeler Clinic
- Advance Auto Parts Incorporated
- Walgreens Boots Alliance Inc
- Ryder System Incorporated
- American Express
- Compass Group North America
- Infosys
- Amazon
- Raytheon
- William W. Backus Hospital
- Hartford Hospital
- Travelers
- Trinity Health
- Connecticut Children's Medical Center
- Stanley Black & Decker
- Nelnet
- Allied Universal
- ECHN
- Advantage Sales & Marketing
- Disney
- Capitol Region Education Council
- Natchaug Hospital Incorporated
- Guidehouse
- Fiserv
- TIX Companies, Inc.

North Central WDA Occupations with the Most Job Ads

SOC Code	Occupation	Job Ads
29-1141	Registered Nurses	1,250
41-2031	Retail Salespersons	930
53-7062	Laborers and Freight, Stock, and Material Movers	783
43-4051	Customer Service Representatives	778
41-4012	Sales Representatives, Wholesale and Manuf.	770
41-1011	Supervisors of Retail Sales Workers	763
11-9111	Medical and Health Services Managers	459
13-1111	Management Analysts	431
53-3032	Heavy and Tractor-Trailer Truck Drivers	415
43-6014	Secretaries and Administrative Assistants	392
11-1021	General and Operations Managers	362
33-9032	Security Guards	333
49-9071	Maintenance and Repair Workers, General	288
11-2021	Marketing Managers	286
11-2022	Sales Managers	278
13-1071	Human Resources Specialists	259
35-3031	Waiters and Waitresses	238



CONNECTICUT STATE WEBSITE

CONNECTICUT DEPARTMENT OF LABOR
Partner of the American Job Center Network

Economy • Workforce • Careers

LABOR MARKET INFORMATION

FROM THE OFFICE OF RESEARCH

Home About Publications FAQ Glossary Contact

Data Tools Event Calendar Businesses Job Seekers Researchers Students

Connecticut - LMI Latest News

- 4** **Weekly CT Initial/Continuing Unemployment Insurance Claims** By Age, Education, Gender, Industry, Race, Town & Wages.(10/04/21)
- 1** **Oct. 2021 Connecticut Economic Digest** Most current, up-to-date data available on the CT workforce & economy. Featured "All State Economic Indexes Fell in 2020 Due to the COVID Pandemic".
- 1** **Sept. 25th 2021 Help Wanted OnLine (HWOL)** During the week ending September 25th, 2021, there were 6,734 new postings, up 1,213 new ads or +16% from a week ago.
- 30** **July/Aug/Sept 2021 Business and Employment Changes** Start-ups, expansions, recruitments, staff reductions, and layoffs reported by the media, both current and future.
- 25** **August 2021 Labor Market Information At-A-Glance** Latest updates for most frequently requested LMI data.
- 29** **September 2021 Help Wanted OnLine (HWOL)** Total postings in Connecticut was 68,477 in August, 2021. Weekly New job postings were 7,521 during the week ending 9/18/21.
- 17** **August 2021 Local Area Unemployment Statistics** Monthly employment, unemployment and labor force data for regions, counties, metro areas/cities, place of residence.
- 17** **August 2021 Connecticut Labor Situation** CT job gains continue (+3,300), as the unemployment rate declines to 7.2%.

[More LMI News](#)

Connecticut - LMI Recent Publications

Connecticut Labor Market Information Publication Quick Links

Information for Workforce Investment Planning - Sept 2021 Update
Contains data on Connecticut and each of the five WDAs population, labor force, employment and wages by industry sector and housing permits.

Connecticut - LMI Online Resources

10/29/21 Occupational Employment & Wage Statistics
Select state employment & wage estimates alphabetical

CT minimum wage effective 6/1/2021 is \$13 per hour

CTHires

- Sign up for SkillUp Connecticut
- Occupations in Demand-What's Hot Daily Update
- Connecticut Employer Search Updated Apr 21
- Connecticut Workforce Scorecard Updated Aug 21
- Education & Training Connection Weekly Update
- Job and Career Connection
- Reemployment Portal
- Connecticut Career Resource Network

Current Labor Market Trends

Connecticut LMI Data Quick Links

Nonfarm Employment (ea) 2012 - Current
State increased 3,300 jobs month-to-month in Aug 21

Aug 21: 1,605.3 • Aug 20: 1,549.5 • YTD: +3.6%

Unemployment Rates (ea) 2012 - Current
Unemployment rate down 0.1% m-to-m in Aug 21

Aug 21: 7.2% • Aug 20: 8.4% • YTD: -1.2%

Connecticut LMI @DCL_Research

#ctjobs #connecticut
https://twitter.com/CTAlliance_Jobs/status/1446017243675365384

Connecticut Regional Information

Current employment stats, labor force, employment and wages by occupation, detailed employment by industry, workforce info, local area unemployment stats, economic

OF LABOR
Part of the American
Center Network
FROM THE OFFICE OF RESEARCH

Home About Publications FAQ Glossary Contact

Data Tools Event Calendar Businesses Job Seekers Researchers Students

Connecticut - LMI Latest News

- 1 **November 2017 Connecticut Economic Digest:** Featuring the article "Is Connecticut Losing Jobs to Other States?". The Digest provides the most comprehensive source for up-to-date data on the workforce and economy of the State of CT.
- 31 **October 2017 Business & Employment Changes:** Start-ups, expansions, staff reductions & layoffs in the media.
- 26 **DOL's Job Journeys Posters:** For those seeking more information before making a career choice, "Job Journeys" posters can serve as a valuable resource.
- 25 **Oct. 2017 Help Wanted OnLine:** Total CT 65,417 postings in Sept'17 down 3 from Aug'17 and down 392 from Sept'16.
- 23 **September 2017 Labor Market Information At-a-Glance:** Latest updates for LMI data items most frequently requested.
- 20 **September 2017 Local Area Unemployment Statistics:** Monthly employment, unemployment and labor force data for regions, counties, metro areas & cities, by place of residence.
- 19 **September 2017 Connecticut Labor Situation:** Nonfarm jobs decline 2,000 in September, unemployment rate falls to 4.6%. Revised Sep'16 numbers show jobs up 3,500 yr-to-yr.

[More LMI News](#)

Connecticut - LMI Recent Publications

Connecticut Labor Market Information Publication Quick Links

- Labor Force Data for Affirmative Action Plan 2Q2017.** Provides quarterly labor force information for the state and eight counties.
- Connecticut Career Paths 2017.** Personal guide to career decision-making. Provides the info needed to help learners, from youth to adults, make informed decisions about career choice and preparation.
- Connecticut's Manufacturing & Other Middle-Skills Jobs.** Find work in the field of manufacturing and other middle-skills jobs.

Connecticut - LMI Online Resources



1Q2017 Occupational Employment & Wages

Select Statewide employment & wage estimates (if available) ▼

Occupations in Demand-What's Hot Updated Daily

Connecticut Employer Search Updated October'17

Connecticut Economic Scorecards Updated Aug'17
Workforce • Business • Consumer

Education & Training Connection Updated Weekly

Job & Career Connection

Reemployment Portal Updated Weekly

STEM: Science, Technology, Engineering, Math

Connecticut Regional Information

Current employment statistics, labor force, employment and wages by occupation, detailed employment by industry, workforces by size, local area unemployment statistics, economic indicators, training programs available and related publications.

Data is available **Statewide** and by the following areas:

Select by LMA ▼ Select by WDA ▼ Select by County ▼

Current Labor Market Trends

Connecticut LMI Data Quick Links ▼

Nonfarm Employment (sa) 2010 - Current
State gains 3,500 jobs year-to-year in Sept 2017



Sept'17: 1,684.9 • Sept'16: 1,681.4 • YTY +0.2%

Unemployment Rates (sa) 2010 - Current
Unemployment rate down 0.2% y-to-y Sept 2017



Sept'17: 4.6% • Sept'16: 4.8% • YTY -0.2%

Connecticut LMI Retweeted

 **CT for Business**
@CTDECD

Pre-apprenticeships are one more way #CT is developing the workforce of tomorrow. bit.ly/2inO3Ud

2h

Connecticut LMI Retweeted

 **Barack Obama**
@BarackObama

Part of the American Job Center Network

Economy ★ Workforce ★ Careers

LABOR MARKET INFORMATION

FROM THE OFFICE OF RESEARCH

Home About Publications FAQ Glossary Contact

Data Tools Event Calendar Businesses Job Seekers Researchers Students

Search for Connecticut Employers - State of Connecticut Pin it

Find contact information for more than 180,000 employers in Connecticut state. Search by area for an industry or occupation or employer name.

Contact information for employers is provided by [Infogroup](#)®. Last Updated: October 11, 2017

Search Home | [Search by Region](#) | [Search by Industry](#) | [Search by Occupation](#) | [Search by Company Name](#)

- By Geographic Region** (ex: County, WIAs, Towns)
- By Industry** (ex: [Agriculture](#), [Engineering](#), [Home Health Care Services](#))
- By Occupation commonly employed** (ex: [Computer Programmers](#), [Registered Nurse](#))
- By part or all of a Company Name**
- Find the** **largest employers in:**

- All of Connecticut
- Connecticut Counties
- Connecticut Workforce Investment Areas
- Connecticut Labor Market Areas
- Connecticut Towns

SEARCH NOW


*Hint: Hold down the CTRL key to make multiple selections.

Information and data in the Employer Search tool is not gathered or developed by the Connecticut Department of Labor's Office of Research. The source of this employer information is the [Infogroup](#)® national database. Copyright © 2017 All Rights Reserved. Have questions on the information shown? Contact [Infogroup](#)® at employerdatabase@infoUSA.com or (800) 555-5211 ~ Government Division.

State of Connecticut Department of Labor - Office of Research
200 Folly Brook Boulevard, Wethersfield, CT 06105 / Phone: 860-263-6275

[LMI Home](#) | [CTDOL Home](#) | [CT.gov](#) | [Feedback](#) | [Disclaimer](#) | [Privacy Policy](#) | [Accessibility Policy](#)

This workforce product was funded by a grant awarded by the U.S. Department of Labor's Employment and Training Administration. (more)




CONNECTICUT DEPARTMENT OF LABOR
Partner of the American Job Center Network

Economy * Workforce * Careers

LABOR MARKET INFORMATION

FROM THE OFFICE OF RESEARCH



Home
About
Publications
FAQ
Glossary
Contact

Data Tools
Event Calendar
Businesses
Job Seekers
Researchers
Students

Search for Employers by Industry - State of Connecticut Pin It

Find contact information for more than 180,000 employers in Connecticut state. Search by area for an industry or occupation or employer name.

Contact information for employers is provided by [InfoGroup®](#). Last Updated: October 11, 2017

[Search Home](#) | [Search by Region](#) | [Search by Industry](#) | [Search by Occupation](#) | [Search by Company Name](#)


➔ Enter an industry keyword in the box and click 'Search'

Match Any Words
 Match All Words
 SEARCH NOW
Keyword Hint: Less is More (Ex: A search on **chem** will return more companies than a search on **chemical**)

- OR -

➔ Select an Industry Sector:

- Agriculture, Forestry, Fishing and Hunting
- Mining
- Utilities
- Construction
- Manufacturing
- Wholesale Trade
- Retail Trade
- Transportation and Warehousing
- Information
- Finance and Insurance
- Real Estate and Rental and Leasing
- Professional, Scientific, and Technical Services
- Management of Companies and Enterprises
- Administrative and Support and Waste Mgt Service
- Educational Services
- Health Care and Social Assistance
- Arts, Entertainment, and Recreation
- Accommodation and Food Services
- Other Services
- Public Administration



➔

Information and data in the Employer Search tool is not gathered or developed by the Connecticut Department of Labor's Office of Research. The source of this employer information is the [InfoGroup®](#) national database. Copyright © 2017 All Rights Reserved. Have questions on the information shown? Contact [InfoGroup®](mailto:emlover.database@infoUSA.com) at emlover.database@infoUSA.com or (800) 555-6211 ~ Government Division.

CONNECTIONICUT
DEPARTMENT
OF LABOR

Partner of the American
Job Center Network

Economy * Workforce * Careers

LABOR MARKET INFORMATION

FROM THE OFFICE OF RESEARCH

Connecticut Employer Search

Home
About
Publications
FAQ
Glossary
Contact

Data Tools
Event Calendar
Businesses
Job Seekers
Researchers
Students

Search for Employers by Industry - State of Connecticut

Find contact information for more than 180,000 employers in Connecticut state.
Search by area for an industry or occupation or employer name.

Contact information for employers is provided by [InfoGroup](#)®. Last Updated: October 11, 2017

Find Employers

[Search Home](#) | [Search by Region](#) | [Search by Industry](#) | [Search by Occupation](#) | [Search by Company Name](#)

2. Select an Industry:

*** All Sector Industries ***

- Animal Food Manufacturing
- Grain and Oilseed Milling
- Sugar and Confectionery Product Manufacturing
- Fruit and Vegetable Preserving and Specialty Food Manufacturing
- Dairy Product Manufacturing
- Animal Slaughtering and Processing
- Seafood Product Preparation and Packaging
- Bakeries and Tortilla Manufacturing
- Other Food Manufacturing

3. Select a Region:

- All of Connecticut
- Connecticut Counties
- Connecticut WIA Regions
- Connecticut LMA Regions
- Connecticut Towns

3a. Select area(s):

- Eastern WIOA
- North Central WIOA
- Northwest WIOA
- South Central WIOA
- Southwest WIOA

* Hint: Hold down the CTRL key to make multiple selections

4. Select Company size:

<input checked="" type="checkbox"/> All Sizes	<input type="checkbox"/> 250 - 499 employees
<input type="checkbox"/> 1 - 4 employees	<input type="checkbox"/> 500 - 999 employees
<input type="checkbox"/> 5 - 9 employees	<input type="checkbox"/> 1,000 - 4,999 employees
<input type="checkbox"/> 10 - 19 employees	<input type="checkbox"/> 5,000 - 9,999 employees
<input type="checkbox"/> 20 - 49 employees	<input type="checkbox"/> 10,000 or more employees
<input type="checkbox"/> 50 - 99 employees	<input type="checkbox"/> Size Not Available
<input type="checkbox"/> 100 - 249 employees	

[SEARCH NOW](#)

[RESET](#)

Ihw Highland Mfg Inc	Wolcott St	Waterbury	Metal Stamping (Mfrs)	100 - 249 employees
Memry Corp	Berkshire Blvd	Bethel	Physicians & Surgeons Equip & Supls-Mfrs	100 - 249 employees
Braxton Manufacturing Co Inc	Echo Lake Rd	Watertown	Metal Goods-Manufacturers	100 - 249 employees
Photronics Inc	Secor Rd	Brookfield	Semiconductor Devices (Mfrs)	100 - 249 employees
Duracell Co	Research Dr	Bethel	Batteries-Dry Cell-Manufacturers	100 - 249 employees
Graphic Coatings Corp	Berkshire Rd	Newtown	Boxes-Folding-Manufacturers	100 - 249 employees
Ametek Haydon Kerk Motion Control	Meriden Rd	Waterbury	Manufacturers Distrs & Indl Products	100 - 249 employees
Carlisle Interconnect Tech	Chipman Dr	Cheshire	Cable (Mfrs)	100 - 249 employees
Torrington Distributors Inc	Norfolk St	Torrington	Sewing Contractors (Mfrs)	100 - 249 employees
Arconic Power & Propulsion	Price Rd	Winchester	Aircraft Engines & Engine Parts-Mfrs	100 - 249 employees
Kimberly-Clark	Moran Ave	Danbury	Sanitary Paper Products (Mfrs)	100 - 249 employees
Eaton Corp	Durant Ave	Bethel	Aircraft Components-Manufacturers	100 - 249 employees
Ward Leonard Electric Co Inc	Watertown Rd	Thomaston	Electronic Equipment & Supplies-Mfrs	100 - 249 employees
Commercial Sewing	Grant St	Torrington	Sewing Contractors (Mfrs)	100 - 249 employees
World Precision	Migeon Ave	Torrington	Golf Equipment & Supplies-Manufacturers	100 - 249 employees
Truelove & Maclean Inc	Callender Rd	Watertown	Metal Stamping (Mfrs)	100 - 249 employees
Seitz Llc	Industrial Ln	Torrington	Plastics-Mold-Manufacturers	100 - 249 employees
Neeltran Inc	Pickett District Rd	New Milford	Transformers-Manufacturers	100 - 249 employees
Fox Valley Systems Inc	Production Dr	Brookfield	Paint Varnish & Allied Products (Mfrs)	100 - 249 employees
Hubbard-Hall Inc	S Leonard St	Waterbury	Chemicals-Manufacturers	100 - 249 employees
Imperial Electronic Assembly	Federal Rd	Brookfield	Electronic Equipment & Supplies-Mfrs	100 - 249 employees
Whyco Finishing Tech Llc	Waterbury Rd	Thomaston	Plating (Mfrs)	100 - 249 employees



LABOR MARKET INFORMATION

FROM THE OFFICE OF RESEARCH

Connecticut Employer Search

Graphic Coatings Corp ~ Employer Information

Find contact information for more than 180,000 employers in Connecticut state.
Search by area for an industry or occupation or employer name.

Contact information for employers is provided by [Infogroup](#)®. Last Updated: October 11 2017



Company Name: Graphic Coatings Corp
Street Address: 44 Berkshire Rd
 NEWTOWN, CT 06482-1428 [View on map](#)
Contact: Donald Droppo, President
Phone #: (203) 426-6769
Fax #: (203) 426-2684
Website: CURTISPACKAGING.COM

Business Description: Boxes-Folding-Manufacturers

Employer Size Range: 100 - 249 employees

Year Established : 1845

Industry Description: Folding Paperboard Box Manufacturing - NAICS Code: 322212
 This U.S. industry comprises establishments primarily engaged in converting paperboard (except corrugated) into folding paperboard boxes without manufacturing paper and paperboard.

Close

Print

CT.gov STATE WEBSITE

Economy * Workforce * Careers

LABOR MARKET INFORMATION

FROM THE OFFICE OF RESEARCH

Home About Publications FAQ Glossary Contact

Data Tools Event Calendar Businesses Job Seekers Researchers Students

Connecticut - LMI Latest News

7/1 - July 2016 Connecticut Economic Digest: Featuring the articles "2015 State Housing Market: Permits Up, Prices Fall" and "Introducing the Job-to-Job Flows Data". Every month the Economic Digest provides the most comprehensive source of current up-to-date economic data available for Connecticut.

6/30 - June 2016 Business & Employment Changes: For start-ups, expansions, staff reductions & layoffs in the media.

6/20 - June 2016 Help Wanted OnLine measures the number of new, 1st-time online jobs & jobs reposted from the previous month for over 16,000 internet job boards, corporate boards and smaller job sites that serve niche markets and smaller geographic areas.

6/17 - May 2016 Local Area Unemployment Stats: Monthly employment, unemployment, and labor force data for regions, counties, metropolitan areas, and many cities, by place of residence.

6/16 - May 2016 Connecticut Labor Situation: Connecticut's jobless rate steady at 5.7%; nonfarm jobs fall by 1,400. Revised May 2015 numbers show jobs up 13,900 year-to-year.

6/16 - Connecticut Employment Sectors: Ten industry sectors with facts, charts, year to year comparisons and downloadable data.

[More LMI News](#)

Connecticut - LMI Recent Publications

[Connecticut LMI Publication Quick Links](#)

May 2016 Labor Market Information At-a-Glance. Monthly pamphlet contains the latest updates for data items most frequently requested by the Office of Research

Information for Workforce Investment Planning 2015. Contains data on Connecticut and each of the five WDAs as population, labor force, employment/wages by industry sector and housing permits.

Connecticut Career Paths 2016. Your personal guide to career decision-making. Provides the info needed to help learners, from youth to adults, make informed decisions about career choice and preparation.

Connecticut - LMI Online Resources

CTHires

Occupational Employment & Wages Updated 1Q2015
Select Statewide employment & wage estimates (alphabetical) ▾

Occupations in Demand - What's Hot

Connecticut Employer Search Updated Apr 2016

Connecticut Economic Scorecards Updated Apr 2016
Workforce * Business * Consumer

Education & Training CONNECTION Updated Weekly

Job & Career CONNECTION

Reemployment Portal Updated Weekly

Science, Technology, Engineering, Mathematics

Connecticut Regional Information

Current employment statistics, labor force, employment and wages by occupation, detailed employment by industry, workites by size, local area unemployment statistics, economic indicators, training programs available and related publications.

Data is available **Statewide** and by the following areas:

Select by LMA ▾ Select by WDA ▾ Select by County ▾

Current Labor Market Trends

[Connecticut LMI Data Quick Links](#)

Nonfarm Employment 2004 - Current
State gains 13,600 jobs y-to-y in May 2016

May'16: 1,688.1 • May'15: 1,674.2 • YTY: +0.8%

Unemployment Rates 2004 - Current
Unemployment up 0.1% y-to-y May 2016

May'16: 5.7% • May'15: 5.6% • YTY: -0.1%

Tweets by @DOL_Research

Connecticut LMI Retweeted

mySkills myFuture
@mySkillsmyFuture

Are you a **teen** looking for a #summerjob? Check out these 5 tips! [owlyAzkS301Ersu](#)

5 tips for teens looki...
Summer's officially h...
[blog.careeronestop...](#)

State of Connecticut Department of Labor - Office of Research
200 Folly Brook Boulevard, Waterbury, CT 06708 / Phone: 860-263-9275

Home About Publications FAQ Glossary Contact

Data Tools Event Calendar Businesses Job Seekers Researchers Students

What's Hot! What's Not! - State of Connecticut Occupations in Demand *providing some insight into the current employment trends in Connecticut*


Job Seekers Overview Data Publications Resources CTHIRES Job & Career Connection **Occupations in Demand** 1Q 2015 Wages American Job Centers


1 Select one of the following measures:

- Fastest Growing Occupations in Connecticut
- Connecticut Occupations with the Most Openings
- Connecticut Occupations with the Largest Employment
- Connecticut Occupations with Declining Employment
- Highest Paying Occupations in Connecticut

2 Select an education level for the measure:

- All Levels
- Short-Term On-the-Job Training (up to one month)
- Moderate-Term On-the-Job Training (1 to 12 months)
- Long-Term On-the-Job Training (> 12 months)
- Work Experience in a Related Occupation
- Associate's Degree or Vocational Training
- Bachelor's Degree plus Experience
- First Professional, Doctor's and Master's Degree
- Middle Skills *

3  Search


LABOR MARKET INFORMATION
 FROM THE OFFICE OF RESEARCH










[Home](#) [About](#) [Publications](#) [FAQ](#) [Glossary](#) [Contact](#)


[Data Tools](#) [Event Calendar](#) [Businesses](#) [Job Seekers](#) [Researchers](#) [Students](#)

[New Search](#) [Print](#)

Connecticut Occupations with the Most Openings Requiring Associate's Degree or Vocational Training

Select from job titles below for detailed career descriptions

	Employment Projections			1Q 2017 Wages			
	2014	2024	Annual Job Openings*	Hourly	Annual		
 Registered Nurses	33,567	35,583	994	\$38.11	\$79,259	\$	SEARCH NOW >
 Nursing Assistants	22,826	24,059	639	\$15.87	\$33,013	\$	SEARCH NOW >
 Hairdressers, Hairstylists, and Cosmetologists	10,279	11,154	352	\$16.78	\$34,903	\$	SEARCH NOW >
 Licensed Practical and Licensed Vocational Nurses	8,848	9,594	327	\$27.13	\$56,424	\$	SEARCH NOW >
 Heavy and Tractor-Trailer Truck Drivers	14,106	14,596	289	\$23.41	\$48,697	\$	SEARCH NOW >
 Medical Assistants	7,251	8,486	275	\$17.82	\$37,070	\$	SEARCH NOW >
 Preschool Teachers, Except Special Education	7,188	7,495	241	\$17.80	\$37,032	\$	SEARCH NOW >
 Paralegals and Legal Assistants	5,468	5,840	157	\$27.68	\$57,558	\$	SEARCH NOW >
 First-Line Supervisors of Production and Operating Workers	8,414	8,650	157	\$33.71	\$70,121	\$	SEARCH NOW >



CONNECTICUT'S OFFICIAL STATE WEBSITE

CONNECTICUT DEPARTMENT OF LABOR
Part of the American Job Center Network

Economy * Workforce * Careers

LABOR MARKET INFORMATION

FROM THE OFFICE OF RESEARCH

Home About Publications FAQ Glossary Contact

Data Tools Event Calendar Businesses Job Seekers **Researchers** Students

Connecticut - LMI Latest News

7/1 - July 2016 Connecticut Economic Digest: Featuring the articles "2015 State Housing Market: Permits Up, Prices Fall" and "Introducing the Job-to-Job Flows Data". Every month the Economic Digest provides the most comprehensive source of current up-to-date economic data available for Connecticut.

6/30 - June 2016 Business & Employment Changes: For start-ups, expansions, staff reductions & layoffs in the media.

6/20 - June 2016 Help Wanted Online measures the number of new, 1st-time online jobs & jobs reposted from the previous month for over 18,000 internet job boards, corporate boards and smaller job sites that serve niche markets and smaller geographic areas.

6/17 - May 2016 Local Area Unemployment Stats: Monthly employment, unemployment, and labor force data for regions, counties, metropolitan areas, and many cities, by place of residence.

6/16 - May 2016 Connecticut Labor Situation: Connecticut's jobless rate steady at 5.7%, nonfarm jobs fall by 1,400. Revised May 2015 numbers show jobs up 13,900 year-to-year.

6/16 - Connecticut Employment Sectors: Ten industry sectors with facts, charts, year to year comparisons and downloadable data.

[More LMI News](#)

Connecticut - LMI Recent Publications

Connecticut LMI Publication Quick Links

May 2016 Labor Market Information At-a-Glance. Monthly pamphlet contains the latest updates for data items most frequently requested by the Office of Research

Information for Workforce Investment Planning 2015. Contains data on Connecticut and each of the five WDAs population, labor force, employment/wages by industry sector and housing permits.

Connecticut - LMI Online Resources

CTHires

Occupational Employment & Wages Updated Weekly
Select Statewide employment & wage estimates (alphabetically)

Occupations in Demand - What's Hot

Connecticut Employer Search Updated Apr 2016

Connecticut Economic Scorecards Updated Apr 2016
Workforce * Business * Consumer

Education & Training Connection Updated Weekly

Job & Career Connection

Reemployment Portal Updated Weekly

Science, Technology, Engineering, Mathematics

Connecticut Regional Information

Current employment statistics, labor force, employment and wages by occupation, detailed employment by industry, worksites by size, local area unemployment statistics, economic indicators, training programs available and related publications.

Researcher Resources

Economic Scorecards

Education & Training Connection

Help Wanted OnLine - HWOL

Occupational Projections

Occupational Wages

Regional Labor Market Data

Labor Market Trends

Quick Links

2004 - Current
100 jobs y-to-y in May 2016

May'16 1,688.1 • May'15 1,674.2 • YTY +0.8%

Unemployment Rates 2004 - Current

Unemployment up 0.1% y-to-y May 2016

May'16: 5.7% • May'15: 5.6% • YTY: -0.1%

Tweets by @DOL_Research

U.S. Census Bureau Retweeted

U.S. Census Bureau
@uscensusbureau

The nation's estimated population on July 4, 2015 was 321.4m. #FourthofJuly
go.usa.gov/qxqMW

FROM THE OFFICE OF RESEARCH

Home **State** Bridgeport-Stamford Danbury Hartford New Haven Norwich-New London Torrington Waterbury

Connecticut Select Occupation 31-9092 Medical Assistants

State of Connecticut (1Q 2016)

All Industry

Estimated employment	7,090
Mean wage	\$17.54
Entry wage	\$13.13
10th percentile wage	\$12.60
50th percentile wage	\$16.76
90th percentile wage	\$24.05

Top Employing Industries

Industry	Employment	Percent
Ambulatory Health Care Services	5,960	84%
Hospitals	650	9.2%
Administrative and Support Services	80	1.2%
Nursing and Residential Care Facilities	30	0.4%
Public Administration	20	0.2%

Best Paying Industries

Industry	Employment	Median Wage
Public Administration	20	22.18
Hospitals	650	17.58
Administrative and Support Services	80	16.95
Nursing and Residential Care Facilities	30	16.80
Ambulatory Health Care Services	5,960	16.39

Medical Assistants (31-9092)

Perform administrative and certain clinical duties under the direction of physician. Administrative duties may include scheduling appointments, maintaining medical records, billing, and coding for insurance purposes. Clinical duties may include taking and recording vital signs and medical histories, preparing patients for examination, drawing blood, and administering medications as directed by physician. Exclude "Physician Assistants" (29-1071).

Mean Wage History

Year	This Occupation	Compared to Occupational Group	Difference
Current	\$16.76	\$15.32	\$1.44
2015	\$16.31 +2.7%	\$14.91 +2.0%	\$1.40
2014	\$15.99 +2.0%	\$14.62 +2.0%	\$1.37
2013	\$15.79 +1.3%	\$14.43 +1.3%	\$1.36
2012	\$15.56 +1.5%	\$14.22 +1.5%	\$1.34
2011	\$15.34 +1.4%	\$14.02 +1.4%	\$1.32
2010	\$15.18 +1.1%	\$13.87 +1.1%	\$1.30
2009	\$14.88 +2.0%	\$13.60 +2.0%	\$1.28
2008	\$14.48 +2.8%	\$13.23 +2.8%	\$1.24
2007	\$13.91 +4.1%	\$12.71 +4.1%	\$1.19

Year	This Occupation	Compared to All Occupations	Difference
Current	\$16.76	\$21.45	-\$4.69
2015	\$16.31 +2.7%	\$20.85 +2.9%	-\$4.53
2014	\$15.99 +2.0%	\$20.40 +2.2%	-\$4.41
2013	\$15.79 +1.3%	\$19.99 +2.1%	-\$4.20
2012	\$15.56 +1.5%	\$19.65 +1.7%	-\$4.09
2011	\$15.34 +1.4%	\$19.34 +1.6%	-\$4.00
2010	\$15.18 +1.1%	\$19.02 +1.7%	-\$3.83

Financial Specialists		43,074	44,988	1,914	4.4%	1,130	2,717	191	4,038							
	Accountants and Auditors	In Demand OPENINGS	18,272	19,430	1,158	6.3%	532	1,225	116	1,873	<u>\$37.98</u>	\$78,986	Bachelor's			
	Appraisers and Assessors of Real Estate		629	669	40	6.4%	22	26	4	52	<u>\$35.64</u>	\$74,140	Bachelor's Long OUT			
	Budget Analysts		971	1,056	85	8.8%	25	54	8	87	<u>\$40.11</u>	\$83,426	Bachelor's			
	Credit Analysts		1,140	1,166	26	2.3%	26	78	3	107	<u>\$38.25</u>	\$79,781	Bachelor's			
	Financial Analysts	In Demand OPENINGS	7,198	7,580	382	5.3%	142	485	38	665			Bachelor's			
	Personal Financial Advisors	In Demand OPENINGS	4,917	5,179	262	5.3%	114	267	26	407	<u>\$48.72</u>	\$101,345	Bachelor's Long OUT			
	Insurance Underwriters		3,871	3,568	-303	-7.8%	86	223	-30	279	<u>\$36.91</u>	\$76,777	Bachelor's Mod. OUT			
	Financial Examiners		436	466	30	6.9%	10	24	3	37	<u>\$49.63</u>	\$103,228	Bachelor's Long OUT			
	Credit Counselors		688	727	39	5.7%	17	42	4	63	<u>\$32.25</u>	\$46,274	Bachelor's Mod. OUT			
	Loan Officers		2,350	2,435	85	3.6%	57	143	8	208	<u>\$34.49</u>	\$71,748	Bachelor's Mod. OUT			
	Tax Examiners and Collectors, and Revenue Agents		749	773	24	3.2%	30	34	2	66	<u>\$42.55</u>	\$88,496	Bachelor's Mod. OUT			
	Tax Preparers		743	781	38	5.1%	38	49	4	91	<u>\$25.45</u>	\$52,953	High School Mod. OUT			
	Financial Specialists, All Other		1,110	1,158	48	4.3%	32	66	5	102			Bachelor's Mod. OUT			

Find Training ▼


Job Search ▼

Find Local Help ▼

Toolkit ▼

Resources For ▼



We found **565** jobs by  for **13-2051/Financial and Investment Analysts** in **Connecticut**.

Sort by Date Posted: New to Old ▼

Job Title	Company	Location	Date Posted
Lead Digital Marketing Analyst - Flexible Location	Lumen ★ Federal Contractor	Hartford, Connecticut	08/03/2021
Sr Lead Digital Marketing Analyst - Flexible Location	Lumen ★ Federal Contractor	Hartford, Connecticut	08/03/2021
Sr. Financial Analyst	Robert Half International ★ Federal Contractor	HARTFORD, Connecticut	08/03/2021
Sr. Accountant	Robert Half International ★ Federal Contractor	WILTON, Connecticut	08/03/2021
Senior Accountant	Robert Half International ★ Federal Contractor	Fairfield County, Connecticut	08/03/2021
Tech Transformation - Cloud Architecture - Manager - Open Location	EY ★ Federal Contractor	Stamford, Connecticut	08/02/2021

www.careeronestop.org

**CareerOneStop**

your source for career exploration, training & jobs

Sponsored by the U.S. Department of Labor. A proud partner of the [American Job Center](#) network.

Español

Search CareerOneStop

Explore Careers ▼

Find Training ▼

Job Search ▼

Find Local Help ▼

Toolkit ▼

Resources For ▼



COVID-19
Unemployment
Insurance Info

Explore Careers

Find Training

Find Local Help
Resources for

Find career, training and job search resources just for you.

Getting Back to Work

Career Changer

Military and Veterans

Worker with a Criminal
Conviction

Businesses

Entry-level Worker

55+ workers

Young Adult

Workers with
Disabilities

Career Advisors

Credentialed Seeker

Self-employment



careeronestop
your source for career exploration, training & jobs
Sponsored by the U.S. Department of Labor. A proud partner of the **americanjobcenter** network.

Español

Search CareerOneStop

Explore Careers ▼ Find Training ▼ Job Search ▼ Find Local Help ▼ Toolkit ▼ Resources For ▼

Job Search

Taking the time to make a job search plan will pay off for that next job.
Read More...

Plan your job search

- Create a job search plan
- Research employers
- Research salaries
- Online job search
- What's in demand?
- Inquiry letters
- Inquiry letters sample

Resumes and applications

- Resumes
- Cover letters
- Cover letters sample
- Job applications
- Online applications

Networking

- Why network?
- Your elevator speech
- Make a list of contacts
- Informational interviews
- Contact potential employers
- Maintain your network
- Take your network online

Interview and negotiate

- Get interview ready
- Types of interviews
- Interview tips
- Common interview questions
- Thank-you notes

Find jobs

- What are job banks?
- State job banks
- Employment agencies
- Federal employment
- Military options
- Job fairs

Job search tips

- Not getting results?
- Background checks
- Are you overqualified?
- Relocate
- Your online image
- Job search checklist

Find a Job Now

Search for jobs in any location across the United States.

Job?

Keyword


Where?

City, State or ZIP Code

See Jobs

Job Tools

- Business Finder
- Veterans Job Matcher
- Resume Guide
- Find a Job Club
- Salary Finder



www.cttraining.info

Author of the American Job Center Network

FROM THE OFFICE OF RESEARCH

LMI Home About ETC Contact Us Link to ETC Help Site Map

Data Tools Event Calendar Businesses Job Seekers Researchers Students

Education & Training

Program Search (by Occupation) June 30, 2021

[Home](#) [Go Search](#)

Enter an occupation keyword in the box below and click 'Go':

[GO](#)

Keyword Hint: With keywords, "Less is More."
(Example: A search on **art** will return more occupations than a search for **artist**.)

[OR](#)

Select a School to Career cluster (occupation category) from the list below:

- Agriculture, Food & Natural Resources
- Architecture & Construction
- Arts, Audio/Video Technology & Communications
- Business Management & Administration
- Education & Training
- Finance
- Government & Public Administration
- Health Science
- Hospitality & Tourism
- Human Services
- Information Technology
- Law, Public Safety, Corrections & Security
- Manufacturing
- Marketing
- Science, Technology, Engineering & Mathematics
- Transportation, Distribution & Logistics

Current Search:
What Programs or Courses are related to the Occupation I'm interested in?

Search Selections:
None Selected

New Search:
..... Select one ▼

Truck Driver**[First-Line Supervisors of Transportation and Material-Moving Machine and Vehicle Operators](#)****Truck Driver Supervisor****[Hazardous Materials Removal Workers](#)****Truck Driver****[Heavy and Tractor-Trailer Truck Drivers](#)**Armored **Truck Driver**Batch Mixing **Truck Driver**CDL **Truck Driver** (Commercial Drivers License **Truck Driver**)Cement **Truck Driver**Class A **Truck Driver**Commercial Trailer **Truck Driver**Concrete Mixer **Truck Driver**Concrete Mixing **Truck Driver**Concrete **Truck Driver**Cross Country **Truck Driver**Dairy **Truck Driver**Delivery **Truck Driver**Diesel **Truck Driver**Dray **Truck Driver**Dump **Truck Driver**Explosives **Truck Driver**Farm **Truck Driver**Flatbed **Truck Driver**Fuel Oil **Truck Driver**Fuel **Truck Driver**Garbage **Truck Driver**Gas **Truck Driver**Gravel **Truck Driver**

There are **34** programs related to [Heavy and Tractor-Trailer Truck Drivers](#):

Page of 2

Program Name ▼	Provider Name ▼	Location ▼	Award	WIOA 	Add to Cart
CDL Class A Advanced Tractor-Trailer Training (Groups)	Allstate Commercial Driver Training	Seymour	Certif		
CDL Class A Advanced Tractor-Trailer Training (One-on-One)	Allstate Commercial Driver Training	Seymour	Certif		
CDL Class A Automatic	A. B. Training Center, LLC	New Britain	Certif		
CDL Class A Automatic	A. B. Training Center, LLC	Waterford	Certif		
CDL Class A Automatic Tractor-Trailer (1 on 1 Instruction)	Allstate Commercial Driver Training	Seymour	Certif		
CDL Class A Dump-Truck/Trailer Training	A. B. Training Center, LLC	New Britain	Certif		
CDL Class A Dump-Truck/Trailer Training	A. B. Training Center, LLC	Waterford	Certif		
CDL Class A Long-Haul Training	A. B. Training Center, LLC	New Britain	Certif		
CDL Class A Long-Haul Training	A. B. Training Center, LLC	Waterford	Certif		
CDL Class A Tractor Trailer Training (1 on 1 Instruction)	Allstate Commercial Driver Training	Seymour	Certif		
CDL Class A Tractor-Trailer Over-the-Road Training Program	Allstate Commercial Driver Training	Seymour	Certif		
CDL Class B Advanced Heavy Straight Trucks (1 on 1 Instruction)	Allstate Commercial Driver Training	Seymour	Certif		
CDL Class B Dump-Truck/ Straight-Truck Training	A. B. Training Center, LLC	Waterford	Certif		
CDL Class B Dump-Truck/Straight-Truck Training	A. B. Training Center, LLC	New Britain	Certif		
CDL Class B Heavy Straight Truck Training (1 on 1 Instruction)	Allstate Commercial Driver Training	Seymour	Certif		
CDL Class B Passenger Bus Training	Allstate Commercial Driver Training	Seymour	Certif		



www.MyNextMove.org

www.MySkillsMyFuture.org

March 2021 Connecticut LMI Monthly Publications, Data Releases, PDFs



Bentsen, Todd

Txx Bentsen, Todd

March
2021

[Publications](#) / [Data](#) / [Webpages](#) / [Updates](#) / [Releases](#)

30

[Labor Market Information At-A-Glance](#)

At-A-Glance is a monthly pamphlet that contains the latest updates for data items most frequently requested by the Office of Research

30

[Weekly Connecticut Initial and Continuing Unemployment Insurance Claims](#)

Break down unemployment claims by age, education, industry, gender, town, RNO and wages can offer valuable insight for planning and strategies for re-opening the state during the COVID-19 pandemic.

29

[March 20th, 2021 Extra Issue #49 Conference Board Help Wanted OnLine Data Series](#)

During the week ending March 20th, 2021, there were 5,925 new postings, down 1,540 ads from a week ago and up 5% from four weeks ago. The total number of ads in March 2021 is the fifth highest level over the past 52 weeks. Every industry declined over the week, but most were up over four weeks. The largest increase over four weeks occurred in five industries, Health Care & Social Assistance (19% of weekly declines), Educational Services (-11%), Pro, Sci, &Tech Services (-11%), Accommodation & Food Services (-11%), and Retail Trade (-11%).

Every sector had job posting decreases over the week ending March 20th. The largest over the week decreases include Health Care & Social Assistance (-185 new ads or 49%), and Professional, Scientific, and Technical Services (-110 new ads or -24%). Over four weeks seven had increases over four weeks occurred in Accommodation & Food Services (+204 new ads or +83%) and the largest decrease occurred in Health Care & Social Assistance (-14%).

Employers with the most new job postings during the week ending March 20th, 2021 were mostly in Finance & Insurance, Retail Trade, and Professional, Scientific, and Technical Services, which account for 15 percent of all new ads. Of the top 25 employers, 14 had over the week increases and 11 had decreases. Among the 14 increases, the largest increase occurred at Market (461 new ads) and Quest Diagnostics, Inc. (434 new ads). The largest decrease over the week occurred at Yale New Haven Health (-14%).

Connecticut Dept. of Labor Office of Research

Patrick J. Flaherty

Office of Research, Department of Labor

200 Folly Brook Blvd.

Wethersfield, CT 06109

Patrick.Flaherty@ct.gov

860-263-6281

www.ct.gov/dol

[www.Facebook.com/CTLMI](https://www.facebook.com/CTLMI) & [@DOL_Research](#) on Twitter