

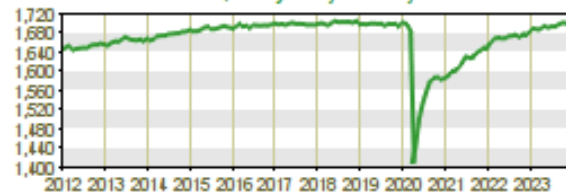
ECONOMIC DIGEST

Vol. 28 No. 12 A joint publication of Connecticut Department of Labor & Connecticut Department of Economic and Community Development

Leading General Drift Indicator.....	0.2	CT Mfg. Production Index.....	-6.2
Coincident General Drift Indicator.....	0.5	Production Worker Hours.....	-7.1
Connecticut Real GDP.....	2.6	Industrial Electricity Sales.....	-8.1
United States Real GDP.....	2.9	Personal Income.....	4.8
New England Real GDP.....	2.7	UI Covered Wages.....	5.4
Connecticut PCPI.....	4.6	Business Activity	
United States PCPI.....	4.2	New Housing Permits.....	-45.5
New England PCPI.....	4.6	Electricity Sales.....	-0.4
Phil. Fed's CT Coincident Index....	3.1	Construction Contracts Index.....	NA
Phil. Fed's US Coincident Index....	3.0	New Auto Registrations.....	3.5
		Exports.....	4.7
		S&P 500: Monthly Close.....	12.0
Total Nonfarm Employment.....	1.5	Business Starts	
Labor Force.....	-0.7	Secretary of the State.....	NA
Employed.....	-0.3	Dept. of Labor.....	-21.2
Unemployed.....	-11.5	Business Terminations	
Unemployment Rate.....	-0.4 *	Secretary of the State.....	NA
Labor Force Participation Rate....	-0.7 *	Dept. of Labor.....	-8.8
Employment-Population Ratio....	-0.4 *	State Revenues.....	9.1
Average Weekly Initial Claims..	-3.9	Corporate Tax.....	-15.0
Avg Insured Unempl. Rate.....	0.15 *	Personal Income Tax.....	10.8
U-6 Rate.....	-1.0 *	Real Estate Conveyance Tax..	-28.8
Prod. Worker Avg Wkly Hrs.....	-5.3	Sales & Use Tax.....	6.1
PW Avg Hourly Earnings.....	4.5	Gaming Payments.....	1.2
PW Avg Weekly Earnings.....	-0.9		

Nonfarm Employment (sa) 2012 - Current

State increased 22,700 jobs year-to-year in Dec'23

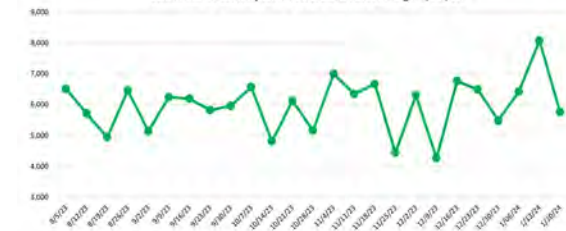


Dec'23 1,695.8 • Dec'22 1,673.1 • YTY +1.4%

CONNECTICUT

Help Wanted OnLine® Data Series

Connecticut Weekly New HWOL Job Ads through 1/20/24



Total postings in Connecticut was 74,999 in December 2023, down from 75560 in November 2023.

Industry sectors with the most job postings were Health Care and Social Assistance (14,689 postings), Retail Trade (8,206 posting), Manufacturing (6,955 postings), and Pro., Sci., & Tech. Services (5,240 postings).

Occupations with the most postings were Registered Nurses (4,949 postings), Retail Salespersons (3,051 postings), Supervisors of Retail Sales Workers (2,040 postings), Home Health and Personal Care Aides (1,880 postings), and Wholesale and Manufacturing Sales Representatives (1,658 postings).

americanjobcenter CONNECTICUT

FULL SERVICE AMERICAN JOB CENTER LOCATIONS

Comprehensive offices provide a wide range of employment services. They can also provide access to unemployment assistance.

Bridgeport	
2 Lafayette Square	PH: (203) 333-5129
(GPS: 350 Fairfield Avenue)	
Hamden	
37 Marne Street	PH: (203) 859-3200
Hartford	
60 Weston Street	PH: (860) 695-6226
Montville	
601 Norwich New London Tpk.	
Suite 1 (Uncasville)	PH: (860) 848-5200
New Haven	
560 Ella T. Grasso Boulevard	PH: (203) 624-1493
Waterbury	
249 Thomaston Avenue	PH: (203) 437-3380

AFFILIATE AMERICAN JOB CENTERS LOCATIONS

Affiliate American Job Centers are smaller offices that offer self-service career centers and a select number of employment services. This may include: a career center, hiring events, workshops, and employment services for veterans.

Ansonia	
4 Fourth Street	PH: (203) 397-6647
Bristol	
430 North Main Street	PH: (860) 899-3620
Danbury	
185 Main Street	PH: (203) 730-0451
Danielson	
562 Westcott Road	PH: (860) 774-4077
Derby	
101 Elizabeth Street	PH: (203) 734-3443
East Hartford	
417 Main Street	PH: (860) 929-3880
Enfield	
170 Elm Street	PH: (860) 899-3514
Manchester	
893 Main Street	PH: (860) 643-2222
Meriden	
87 West Main Street, (2nd Floor)	PH: (203) 238-3688
Middletown	
398 Main Street	PH: (860) 200-6815
New Britain	
260 Lafayette Street	PH: (860) 899-3500
Stamford	
141 Franklin Street, 2nd Floor	PH: (203) 353-1702
Torrington	
62 Commercial Blvd, Unit 1	PH: (860) 496-3500
Willimantic	
1320 Main Street, Tyler Square	PH: (860) 450-7603



STATE OF CONNECTICUT LABOR MARKET INFORMATION

DECEMBER 2023 AT-A-GLANCE



Connecticut Department of Labor

Office of Research

200 Folly Brook Boulevard

Wethersfield, CT 06109

860-263-6275

www.ct.gov/dol

dol.lmi@ct.gov



Partner of the American Job Center Network

www.facebook.com/ctlmi

twitter.com/DOL_Research

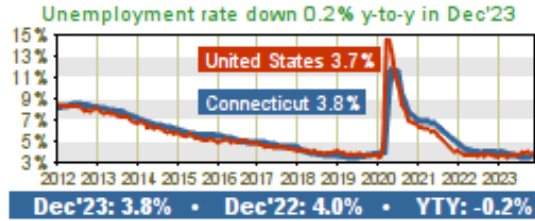
Labor Force Data (Seasonally Adjusted)

	Dec 2023	Dec 2022	Change NO.	Change %	Nov 2023
Connecticut					
Civilian Labor Force *	1,900.0	1,914.3	-14.3	-0.7	1,900.1
Employed	1,828.0	1,838.1	-10.1	-0.5	1,832.2
Unemployed	72.0	76.2	-4.2	-5.5	67.8
CT Unemployment Rate	3.8	4.0	-0.2	---	3.6
U.S. Unemployment Rate	3.7	3.5	0.2	---	3.7

* Totals may not add up due to rounding

Unemployment Rate: Connecticut and U.S. (SA)

Unemployment Rates (sa) 2012 - Current



The preliminary Dec. 2023 unemployment rate for Connecticut was calculated by the BLS LAUS to be 3.8% (sa). This is higher by two-tenths of a percentage point over-the-month but is down two-tenths of one percent compared to the Dec. 2022 level of 4.0%. The U.S. unemployment rate for Dec. 2023 was 3.7%, unmoved from the Nov. 2023 rate of 3.7% but is higher over-the-year from the U.S. jobless rate of 3.5% in Dec. 2022. Connecticut's unemployment rate averaged 3.7% for calendar year 2023 while the national average was 3.6%.

Area Labor Force and Unemployment Rates (NSA)

Labor Market Area	Dec 2023P		Dec 2022R		Nov 2023P	
	LF	UR	LF	UR	LF	UR
CONNECTICUT	73,100	3.9	61,300	3.2	66,400	3.5
Bridgeport-Stamford	18,800	4.1	15,500	3.3	17,400	3.7
Danbury	3,600	3.5	3,000	2.9	3,300	3.2
Danielson-Northeast	1,600	3.7	1,400	3.2	1,400	3.3
Enfield	1,800	3.6	1,600	3.2	1,600	3.1
Hartford	23,500	3.8	19,800	3.2	21,300	3.4
New Haven	12,000	3.6	10,100	3.0	11,100	3.3
Norwich-New London	5,100	3.7	4,200	3.1	4,600	3.3
Torrington-Northwest	1,700	3.6	1,400	3.0	1,400	3.0
Waterbury	5,400	4.9	4,400	4.0	4,600	4.2

Unemployment Insurance Program Financial Data

	AWIC	AWIU	UBP	ECC
Sept 2023	4,054	22,382	\$35,458,861	\$332,751
Sept 2022	3,872	17,245	\$23,452,971	\$435,966
	nsa			
Average Weekly Benefit	\$437			
Maximum Weekly Benefit	\$703 plus \$15 for each dependent (up to 5)			
Average Duration of Unemployment (10/22 - 9/23):	13.7 weeks			

Nonfarm Employment by Industry (SA) (000s)

	Dec 2023	Dec 2022	Change #	Change %	Nov 2023
CONNECTICUT	1,695.8	1,673.1	22.7	1.4%	1,698.3
Goods Producing Industries					
Natural Res & Mining	0.5	0.5	0.0	0.0%	0.5
Construction	60.0	60.4	-0.4	-0.7%	60.8
Manufacturing	158.4	159.1	-0.7	-0.4%	158.4
Service Providing Industries					
Trade, Transp & Utilities	300.7	295.7	5.0	1.7%	301.3
Information	31.3	31.1	0.2	0.6%	31.5
Financial Activities	113.6	116.6	-3.0	-2.6%	113.9
Prof & Business Svcs	220.6	218.6	2.0	0.9%	221.9
Education & Health Svcs	356.5	347.6	8.9	2.6%	358.5
Leisure & Hospitality	156.5	153.0	3.5	2.3%	155.3
Other Services	64.1	61.6	2.5	4.1%	63.0
Government*	233.6	228.9	4.7	2.1%	233.2

* Includes Native American tribal government employment

Nonfarm Employment by Labor Market Area (SA)

Labor Market Area	Dec 2023	Dec 2022	Change #	Change %	Nov 2023 R
Bridgeport-Stamford-Norwalk	406,400	401,100	-100	0.0%	406,500
Danbury	76,500	76,600	-200	-0.3%	76,700
Hartford	574,600	573,700	-2,100	-0.4%	576,700
New Haven	306,600	299,900	-500	-0.2%	307,100
Norwich-New London-Westerly	127,500	124,200	100	0.1%	127,400
Waterbury	67,600	66,700	-300	-0.4%	67,900

Hours and Earnings: All Employees/Mfg. Workers (NSA)

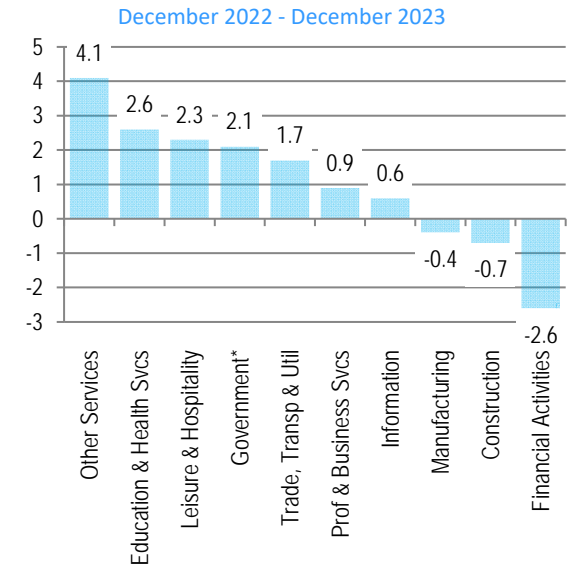
	Dec 2023	Dec 2022	Change #	Change %	Nov 2023
Private Industry All Employees					
Weekly Earnings	\$1,235.48	\$1,183.22	\$52.26	4.4%	\$1,226.10
Weekly Hours	33.5	33.5	0.0	0.0%	33.5
Hourly Earnings	\$36.88	\$35.32	\$1.56	4.4%	\$36.60
Manufacturing Workers					
Weekly Earnings	\$1,184.36	\$1,183.63	\$0.74	0.1%	\$1,174.93
Weekly Hours	39.4	41.4	-2.0	-4.8%	39.6
Hourly Earnings	\$30.06	\$28.59	\$1.47	5.1%	\$29.67

Per Capita Income

	Connecticut	United States
2022 Per Capita Income	\$82,938	\$65,470
2021 Per Capita Income	\$80,691	\$64,430
Net Change	\$2,247	\$1,040
% Change	2.7%	1.6%

Source: Bureau of Economic Analysis October 2023

Nonfarm Employment Net Job Change (Y/Y %)



Statewide Employment Distribution

December 2023



Connecticut Initial Claims

