




# Connecticut Labor Force Data for Affirmative Action Plans 1st Qtr - 2009

*“All of us do not have equal talent, but all of us should have an equal opportunity to develop our talents.”*  
John F. Kennedy

Opportunity • Guidance • Support



A Partner in CTWORKS



## Connecticut Data for Affirmative Action Plans

**Connecticut Data for Affirmative Action Plans** provides labor force information for Connecticut and its nine labor market areas (LMAs). The data presented are designed to meet the requirements of the Office of Federal Contract Compliance Programs (OFCCP) and/or the Connecticut Commission on Human Rights and Opportunities (CHRO) for companies, State agencies, and municipalities that submit an Affirmative Action Plan.

If you are completing an Affirmative Action Plan for a private company and you require regulations/guidelines to assist you in setting up your plan, please contact the OFCCP at (860) 240-4277.

If you are completing an Affirmative Action Plan for a State agency, municipality, or any political subdivision, and you require regulation guidelines for setting up your plan, please contact the CHRO, Office of Diversity Programs at (860) 541-3400 or visit their contract compliance website at: [http://www.ct.gov/chro/taxonomy/ct\\_taxonomy.asp?DLN=45583&chroNav=1455851](http://www.ct.gov/chro/taxonomy/ct_taxonomy.asp?DLN=45583&chroNav=1455851)

To order Equal Employment Opportunity posters at no charge, please contact either the OFCCP or the CHRO at the numbers listed above.

If you need a listing of minority/female owned businesses, visit the Department of Administrative Services, Supplier Diversity Program's website at: <http://www.biznet.ct.gov/DASOpenAccess/SupplierDiversity/SDSearch.aspx>

**Acknowledgement:** John B. Toomey, Jr., Dana W. Placzek, and Cynthia L. DeLisa prepared this report for publication.

This publication is available online at: <http://www.ctdol.state.ct.us/lmi>

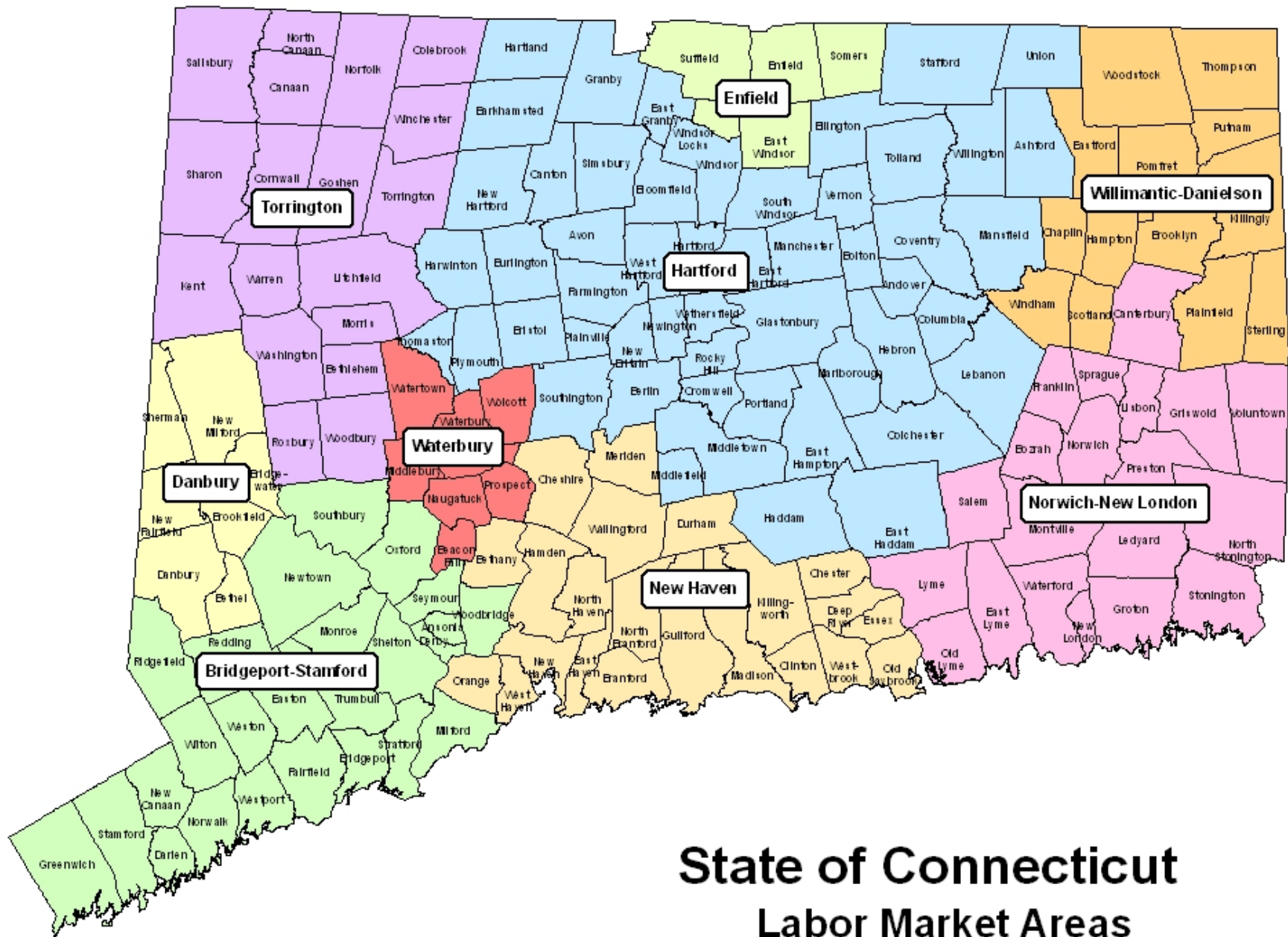


# Connecticut Data for Affirmative Action Plans

## TABLE OF CONTENTS

<b>Connecticut Map</b> .....	<b>1</b>
Shows boundaries and town composition of Connecticut's labor market areas	
<b>Estimated Total, Minority and Female Unemployment</b> .....	<b>2</b>
Includes estimates of total State unemployment and of unemployed job seekers registered with th <i>CTWorks</i> Career Centers	
<b>Connecticut Job Seekers by Occupational Group</b> .....	<b>3</b>
A graph showing the proportion of job seekers by major occupational group	
<b>Characteristics of Job Seekers (Statewide and LMAs)</b> .....	<b>4-43</b>
Provides information on the broad occupational skills of job seekers, including female and minority job seekers, registered with the local <i>CTWorks</i> Career Centers	
<b>CONNECTICUT - STATEWIDE</b> .....	<b>4-7</b>
<b>Bridgeport-Stamford Labor Market Area</b> .....	<b>8-11</b>
<b>Danbury Labor Market Area</b> .....	<b>12-15</b>
<b>Enfield Labor Market Area</b> .....	<b>16-19</b>
<b>Hartford Labor Market Area</b> .....	<b>20-23</b>
<b>New Haven Labor Market Area</b> .....	<b>24-27</b>
<b>Norwich-New London Labor Market Area</b> .....	<b>28-31</b>
<b>Torrington Labor Market Area</b> .....	<b>32-35</b>
<b>Waterbury Labor Market Area</b> .....	<b>36-39</b>
<b>Willimantic-Danielson Labor Market Area</b> .....	<b>40-43</b>





# State of Connecticut Labor Market Areas (Census 2000-based)

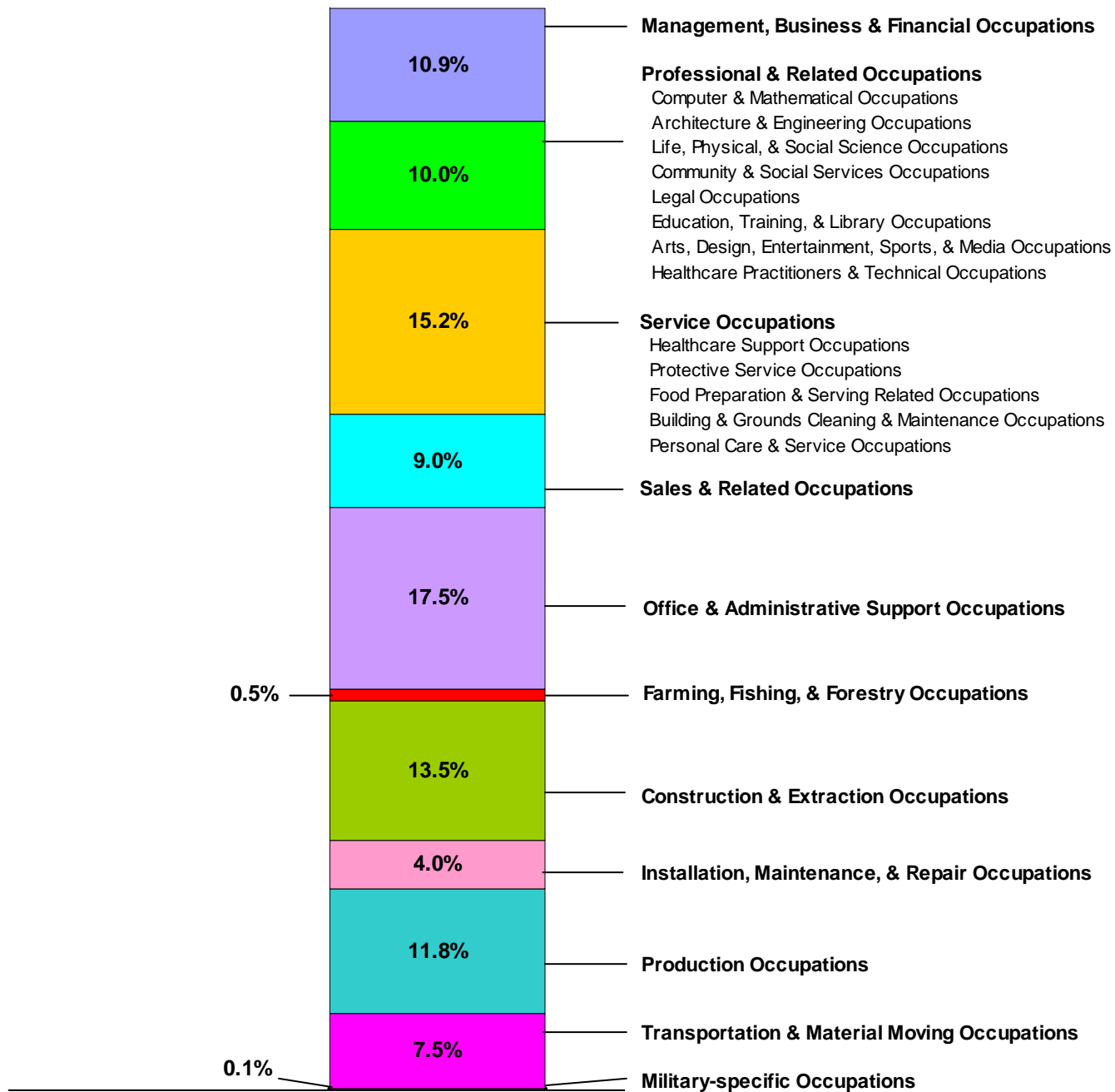
**ESTIMATED TOTAL, MINORITY AND FEMALE UNEMPLOYMENT**  
**of Job Seekers Registered at CTWorks Career Centers by Labor Market Area**  
**March 2009**

LABOR MARKET AREA	TOTAL			MINORITY UNEMPLOYED				FEMALE UNEMPLOYED				
	Labor Force	Unemployed	Unemployment Rate	Total	% of Total Unemployed	Black	Hispanic	Total	% of Total Unemployed	Minority	Black	Hispanic
BRIDGEPORT-STAMFORD	473,500	34,200	7.2	18,830	55.1	8,160	7,470	14,570	42.6	8,190	4,020	2,810
DANBURY	91,500	6,200	6.8	1,670	26.9	370	770	2,570	41.4	680	170	300
ENFIELD	49,600	3,700	7.4	930	25.1	200	400	1,400	37.9	320	90	120
HARTFORD	592,700	46,300	7.8	23,390	50.5	9,360	9,210	18,550	40.1	10,180	4,430	3,830
NEW HAVEN	313,300	23,900	7.6	11,040	46.2	4,490	4,490	9,490	39.7	4,740	2,230	1,750
NORWICH-NEW LONDON	137,100	10,400	7.6	3,320	31.9	1,270	1,060	4,540	43.6	1,600	670	480
TORRINGTON	54,500	4,500	8.2	900	20.1	160	340	1,690	37.5	380	50	150
WATERBURY	102,500	10,800	10.5	4,910	45.5	1,770	2,290	4,320	40.0	2,190	820	1,050
WILLIMANTIC-DANIELSON	58,800	5,500	9.4	1,150	21.0	170	520	2,120	38.6	490	80	250
<b>STATE TOTAL</b>	<b>1,873,600</b>	<b>145,400</b>	<b>7.8</b>	<b>62,600</b>	<b>43.1</b>	<b>23,790</b>	<b>25,380</b>	<b>58,810</b>	<b>40.4</b>	<b>27,190</b>	<b>11,480</b>	<b>10,370</b>

NOTE: State totals may not agree with the sum of these areas because they are estimated independently

SOURCE: Connecticut Department of Labor - Office of Research

## Connecticut Job Seekers by Occupational Group - 1st Quarter 2009



Occupation	SOC Code	Total Applicants	Total Male	Total Female	White Male	White Female	Black Male	Black Female	Hispanic Male	Hispanic Female	Other Male	Other Female
<b>Total - All Occupations</b>	<b>00</b>	<b>78,443</b>	<b>46,715</b>	<b>31,728</b>	<b>27,607</b>	<b>17,061</b>	<b>6,641</b>	<b>6,194</b>	<b>8,097</b>	<b>5,594</b>	<b>4,370</b>	<b>2,879</b>
<b>Management Occupations</b>	<b>11</b>	<b>4,832</b>	<b>2,883</b>	<b>1,949</b>	<b>2,322</b>	<b>1,484</b>	<b>169</b>	<b>170</b>	<b>175</b>	<b>155</b>	<b>217</b>	<b>140</b>
Top Executives	11.10	1,500	940	560	758	417	49	45	47	47	86	51
Advertising, Marketing, Promotions, Public Rel. Occupations	11.20	1,092	664	428	553	337	29	30	34	35	48	26
Operations Specialties Managers	11.30	941	448	493	366	380	30	45	19	33	33	35
Other Management Occupations	11.90	1,299	831	468	645	350	61	50	75	40	50	28
<b>Business &amp; Financial Operations Occupations</b>	<b>13</b>	<b>3,100</b>	<b>1,476</b>	<b>1,624</b>	<b>1,073</b>	<b>1,065</b>	<b>176</b>	<b>273</b>	<b>102</b>	<b>147</b>	<b>125</b>	<b>139</b>
Business Operations Specialists	13.10	702	313	389	261	270	21	60	14	33	17	26
Financial Specialists	13.20	1,967	975	992	665	631	135	176	78	95	97	90
Other Business & Financial Operations Occupations	13.90	431	188	243	147	164	20	37	10	19	11	23
<b>Computer &amp; Mathematical Occupations</b>	<b>15</b>	<b>1,618</b>	<b>1,165</b>	<b>453</b>	<b>833</b>	<b>291</b>	<b>121</b>	<b>53</b>	<b>73</b>	<b>38</b>	<b>138</b>	<b>71</b>
Computer Specialists	15.10	1,461	1,065	396	752	254	115	45	67	30	131	67
Mathematical Scientists	15.20	14	8	6	7	3	1	0	0	2	0	1
Other Computer & Mathematical Occupations	15.90	143	92	51	74	34	5	8	6	6	7	3
<b>Architecture &amp; Engineering Occupations</b>	<b>17</b>	<b>1,172</b>	<b>979</b>	<b>193</b>	<b>784</b>	<b>139</b>	<b>55</b>	<b>12</b>	<b>51</b>	<b>17</b>	<b>89</b>	<b>25</b>
Architects, Surveyors, & Cartographers	17.10	99	68	31	55	22	1	3	2	1	10	5
Engineers	17.20	691	594	97	487	73	29	5	29	9	49	10
Drafters, Engineering, & Mapping Technicians	17.30	316	265	51	203	36	22	3	17	5	23	7
Other Architecture & Engineering Occupations	17.90	66	52	14	39	8	3	1	3	2	7	3
<b>Life, Physical, &amp; Social Science Occupations</b>	<b>19</b>	<b>483</b>	<b>232</b>	<b>251</b>	<b>173</b>	<b>176</b>	<b>17</b>	<b>26</b>	<b>12</b>	<b>18</b>	<b>30</b>	<b>31</b>
Life Scientists	19.10	51	28	23	19	11	4	3	2	4	3	5
Physical Scientists	19.20	63	47	16	38	11	1	2	1	0	7	3
Social Scientists & Related Workers	19.30	273	113	160	85	121	7	15	6	9	15	15
Life, Physical, & Social Science Technicians	19.40	54	25	29	17	21	4	2	1	2	3	4
Other Life, Physical, & Social Science Occupations	19.90	42	19	23	14	12	1	4	2	3	2	4
<b>Community &amp; Social Services Occupations</b>	<b>21</b>	<b>1,009</b>	<b>379</b>	<b>630</b>	<b>153</b>	<b>264</b>	<b>127</b>	<b>213</b>	<b>70</b>	<b>112</b>	<b>29</b>	<b>41</b>
Counselors, Social Workers, Other Cmty. & Soc. Svcs. Wkrs.	21.10	718	241	477	85	188	101	173	36	88	19	28
Religious Workers	21.20	20	8	12	3	6	3	3	1	2	1	1
Other Community & Social Services Occupations	21.90	271	130	141	65	70	23	37	33	22	9	12
<b>Legal Occupations</b>	<b>23</b>	<b>362</b>	<b>90</b>	<b>272</b>	<b>69</b>	<b>192</b>	<b>9</b>	<b>34</b>	<b>4</b>	<b>29</b>	<b>8</b>	<b>17</b>
Lawyers, Judges, & Related Workers	23.10	109	50	59	43	45	1	6	0	6	6	2
Legal Support Workers	23.20	203	29	174	19	125	5	20	4	18	1	11
Other Legal Occupations	23.90	50	11	39	7	22	3	8	0	5	1	4

Occupation	SOC Code	Total Applicants	Total Male	Total Female	White Male	White Female	Black Male	Black Female	Hispanic Male	Hispanic Female	Other Male	Other Female
<b>Education, Training, &amp; Library Occupations</b>	<b>25</b>	<b>812</b>	<b>236</b>	<b>576</b>	<b>131</b>	<b>276</b>	<b>55</b>	<b>141</b>	<b>25</b>	<b>110</b>	<b>25</b>	<b>49</b>
Postsecondary Teachers	25.10	154	56	98	27	36	9	35	13	23	7	4
Primary, Secondary & Special Ed. Teachers	25.20	209	62	147	41	81	12	31	4	22	5	13
Other Teachers & Instructors	25.30	82	34	48	25	29	6	8	0	5	3	6
Librarians, Curators, & Archivists	25.40	19	8	11	6	9	1	0	1	1	0	1
Other Education, Training, & Library Occupations	25.90	348	76	272	32	121	27	67	7	59	10	25
<b>Arts, Design, Entertainment, Sports, &amp; Media Occupations</b>	<b>27</b>	<b>816</b>	<b>398</b>	<b>418</b>	<b>267</b>	<b>325</b>	<b>54</b>	<b>35</b>	<b>37</b>	<b>26</b>	<b>40</b>	<b>32</b>
Arts & Design Workers	27.10	418	193	225	134	191	21	13	21	9	17	12
Entertainers & Performers, Sports & Related Workers	27.20	61	40	21	19	10	11	3	5	4	5	4
Media & Communication Workers	27.30	230	105	125	88	100	4	12	4	4	9	9
Media & Communication Equipment Workers	27.40	45	30	15	13	9	12	0	2	6	3	0
Other Arts, Design, Entertainment, Sports, & Media Workers	27.90	62	30	32	13	15	6	7	5	3	6	7
<b>Healthcare Practitioners &amp; Technical Occupations</b>	<b>29</b>	<b>1,021</b>	<b>232</b>	<b>789</b>	<b>134</b>	<b>438</b>	<b>49</b>	<b>202</b>	<b>28</b>	<b>87</b>	<b>21</b>	<b>62</b>
Health Diagnosing & Treating Practitioners	29.10	311	68	243	49	155	9	36	5	25	5	27
Health Technologists & Technicians	29.20	482	107	375	59	217	21	98	17	33	10	27
Other Healthcare Practitioners & Technical Occupations	29.90	228	57	171	26	66	19	68	6	29	6	8
<b>Healthcare Support Occupations</b>	<b>31</b>	<b>2,884</b>	<b>309</b>	<b>2,575</b>	<b>113</b>	<b>934</b>	<b>122</b>	<b>966</b>	<b>44</b>	<b>511</b>	<b>30</b>	<b>164</b>
Nursing, Psychiatric, & Home Health Aides	31.10	1,897	179	1,718	54	555	79	708	24	335	22	120
Occupational & Physical Therapist Assistants & Aides	31.20	11	4	7	1	2	2	0	1	3	0	2
Other Healthcare Support Occupations	31.90	976	126	850	58	377	41	258	19	173	8	42
<b>Protective Service Occupations</b>	<b>33</b>	<b>659</b>	<b>511</b>	<b>148</b>	<b>244</b>	<b>48</b>	<b>114</b>	<b>50</b>	<b>107</b>	<b>30</b>	<b>46</b>	<b>20</b>
First-Line Supervisors/Mgrs. of Protective Service Workers	33.10	6	6	0	4	0	1	0	0	0	1	0
Fire Fighting & Prevention Workers	33.20	10	9	1	3	0	2	0	4	0	0	1
Law Enforcement Workers	33.30	81	65	16	33	6	15	6	13	1	4	3
Other Protective Service Workers	33.90	562	431	131	204	42	96	44	90	29	41	16
<b>Food Preparation &amp; Serving Related Occupations</b>	<b>35</b>	<b>3,454</b>	<b>1,889</b>	<b>1,565</b>	<b>832</b>	<b>870</b>	<b>469</b>	<b>277</b>	<b>426</b>	<b>281</b>	<b>162</b>	<b>137</b>
Supervisors of Food Preparation & Serving Workers	35.10	337	279	58	179	39	29	5	40	4	31	10
Cooks & Food Preparation Workers	35.20	1,398	919	479	351	193	258	112	245	134	65	40
Food & Beverage Serving Workers	35.30	1,307	443	864	211	569	107	119	84	108	41	68
Other Food Preparation & Serving Related Workers	35.90	412	248	164	91	69	75	41	57	35	25	19
<b>Building &amp; Grounds Cleaning &amp; Maintenance Occupations</b>	<b>37</b>	<b>3,289</b>	<b>2,573</b>	<b>716</b>	<b>1,125</b>	<b>267</b>	<b>319</b>	<b>137</b>	<b>980</b>	<b>262</b>	<b>149</b>	<b>50</b>
Supervisors of Bldg./Grounds Cleaning & Maintenance Wkrs.	37.10	113	64	49	25	22	15	8	22	17	2	2
Building Cleaning & Pest Control Workers	37.20	1,140	623	517	195	163	172	118	209	202	47	34



Occupation	SOC Code	Total Applicants	Total Male	Total Female	White Male	White Female	Black Male	Black Female	Hispanic Male	Hispanic Female	Other Male	Other Female
Grounds Maintenance Workers	37.30	1,817	1,710	107	841	65	96	4	689	26	84	12
Other Building & Grounds Cleaning & Maint. Occupations	37.90	219	176	43	64	17	36	7	60	17	16	2
<b>Personal Care &amp; Service Occupations</b>	<b>39</b>	<b>782</b>	<b>157</b>	<b>625</b>	<b>72</b>	<b>302</b>	<b>40</b>	<b>155</b>	<b>22</b>	<b>120</b>	<b>23</b>	<b>48</b>
Supervisors of Personal Care & Service Workers	39.10	16	7	9	6	7	0	1	0	0	1	1
Animal Care & Service Workers	39.20	15	5	10	2	8	2	1	1	1	0	0
Entertainment Attendants & Related Workers	39.30	125	70	55	34	22	14	8	8	12	14	13
Funeral Service Workers	39.40	3	2	1	2	1	0	0	0	0	0	0
Personal Appearance Workers	39.50	133	17	116	7	77	6	11	3	17	1	11
Transportation, Tourism, & Lodging Attendants	39.60	11	6	5	0	1	3	2	3	1	0	1
Other Personal Care & Service Workers	39.90	479	50	429	21	186	15	132	7	89	7	22
<b>Sales &amp; Related Occupations</b>	<b>41</b>	<b>6,562</b>	<b>3,052</b>	<b>3,510</b>	<b>2,058</b>	<b>1,798</b>	<b>431</b>	<b>753</b>	<b>338</b>	<b>717</b>	<b>225</b>	<b>242</b>
Supervisors of Sales Workers	41.10	798	458	340	329	229	47	40	42	48	40	23
Retail Sales Workers	41.20	3,988	1,587	2,401	951	1,077	274	588	225	567	137	169
Sales Representatives, Services	41.30	860	507	353	410	245	53	45	21	38	23	25
Sales Representatives, Wholesale & Manufacturing	41.40	193	144	49	128	38	6	7	8	2	2	2
Other Sales & Related Workers	41.90	723	356	367	240	209	51	73	42	62	23	23
<b>Office &amp; Administrative Support Occupations</b>	<b>43</b>	<b>12,817</b>	<b>3,686</b>	<b>9,131</b>	<b>1,961</b>	<b>5,441</b>	<b>713</b>	<b>1,767</b>	<b>562</b>	<b>1,128</b>	<b>450</b>	<b>795</b>
Supervisors of Office & Admin. Support Workers	43.10	64	13	51	9	36	2	7	2	7	0	1
Communications Equipment Operators	43.20	39	9	30	6	6	2	13	0	9	1	2
Financial Clerks	43.30	1,081	160	921	99	612	22	125	22	95	17	89
Information & Record Clerks	43.40	4,914	1,737	3,177	984	1,676	290	713	202	459	261	329
Material Recording, Scheduling, Dispatch., & Distr. Workers	43.50	1,293	930	363	377	190	240	70	242	72	71	31
Secretaries & Administrative Assistants	43.60	2,521	134	2,387	91	1,659	21	369	9	210	13	149
Other Office & Administrative Support Workers	43.90	2,905	703	2,202	395	1,262	136	470	85	276	87	194
<b>Farming, Fishing, &amp; Forestry Occupations</b>	<b>45</b>	<b>381</b>	<b>288</b>	<b>93</b>	<b>88</b>	<b>32</b>	<b>13</b>	<b>4</b>	<b>161</b>	<b>51</b>	<b>26</b>	<b>6</b>
Supervisors of Farming, Fishing, & Forestry Workers	45.10	7	5	2	3	1	1	0	1	0	0	1
Agricultural Workers	45.20	321	239	82	54	25	9	4	153	48	23	5
Fishing & Hunting Workers	45.30	6	5	1	4	1	0	0	1	0	0	0
Forest, Conservation, & Logging Workers	45.40	9	8	1	7	0	0	0	1	1	0	0
Other Farming, Fishing, & Forestry Workers	45.90	38	31	7	20	5	3	0	5	2	3	0
<b>Construction &amp; Extraction Occupations</b>	<b>47</b>	<b>9,897</b>	<b>9,630</b>	<b>267</b>	<b>6,423</b>	<b>144</b>	<b>824</b>	<b>44</b>	<b>1,605</b>	<b>58</b>	<b>778</b>	<b>21</b>
Supervisors of Construction & Extraction Workers	47.10	49	48	1	32	0	5	0	8	1	3	0
Construction Trades Workers	47.20	7,324	7,155	169	4,805	84	592	34	1,177	36	581	15
Helpers, Construction Trades	47.30	1,529	1,467	62	962	43	119	5	293	11	93	3

Characteristics of Job Seekers Registered with CTWorks Career Centers

CONNECTICUT - STATEWIDE

Occupation	SOC Code	Total Applicants	Total Male	Total Female	White Male	White Female	Black Male	Black Female	Hispanic Male	Hispanic Female	Other Male	Other Female
Other Construction & Related Workers	47.40	183	169	14	67	4	32	2	55	7	15	1
Extraction Workers	47.50	23	22	1	12	1	5	0	5	0	0	0
Other Construction & Extraction Occupations	47.90	789	769	20	545	12	71	3	67	3	86	2
<b>Installation, Maintenance, &amp; Repair Occupations</b>	<b>49</b>	<b>2,936</b>	<b>2,818</b>	<b>118</b>	<b>1,813</b>	<b>69</b>	<b>337</b>	<b>18</b>	<b>484</b>	<b>24</b>	<b>184</b>	<b>7</b>
Supervisors of Installation, Maintenance, & Repair Workers	49.10	27	22	5	21	3	0	2	0	0	1	0
Electrical & Electronic Equipment Mechanics & Installers	49.20	396	374	22	237	16	64	4	47	1	26	1
Vehicle & Mobile Equipment Mechanics, Installers, Repairers	49.30	767	747	20	515	8	69	5	118	3	45	4
Other Installation, Maintenance & Repair Occupations	49.90	1,746	1,675	71	1,040	42	204	7	319	20	112	2
<b>Production Occupations</b>	<b>51</b>	<b>8,636</b>	<b>6,128</b>	<b>2,508</b>	<b>2,975</b>	<b>1,006</b>	<b>1,066</b>	<b>340</b>	<b>1,531</b>	<b>922</b>	<b>556</b>	<b>240</b>
Supervisors of Production Workers	51.10	44	40	4	30	3	3	0	4	1	3	0
Assemblers & Fabricators	51.20	277	171	106	86	42	32	15	36	41	17	8
Food Processing Workers	51.30	99	57	42	26	18	11	11	13	10	7	3
Metal Workers & Plastic Workers	51.40	3,055	2,494	561	1,341	225	300	64	601	209	252	63
Printing Workers	51.50	271	230	41	160	23	34	3	23	13	13	2
Textile, Apparel, & Furnishings Workers	51.60	194	54	140	16	37	16	11	18	72	4	20
Woodworkers	51.70	24	21	3	15	2	2	0	4	1	0	0
Plant & System Operators	51.80	36	32	4	20	2	4	0	5	1	3	1
Other Production Occupations	51.90	4,636	3,029	1,607	1,281	654	664	236	827	574	257	143
<b>Transportation &amp; Material Moving Occupations</b>	<b>53</b>	<b>5,471</b>	<b>4,440</b>	<b>1,031</b>	<b>2,275</b>	<b>427</b>	<b>923</b>	<b>172</b>	<b>837</b>	<b>315</b>	<b>405</b>	<b>117</b>
Supervisors of Transportation & Material Moving Workers	53.10	29	22	7	12	5	5	0	4	1	1	1
Air Transportation Workers	53.20	29	25	4	21	2	0	0	0	1	4	1
Motor Vehicle Operators	53.30	2,805	2,448	357	1,367	186	499	77	411	64	171	30
Rail Transportation Workers	53.40	10	9	1	4	0	3	1	1	0	1	0
Water Transportation Workers	53.50	11	8	3	5	1	1	1	1	1	1	0
Other Transportation Workers	53.60	86	70	16	31	6	13	6	17	2	9	2
Material Moving Workers	53.70	2,184	1,591	593	695	206	349	80	352	232	195	75
Other Transportation & Material Moving Occupations	53.90	317	267	50	140	21	53	7	51	14	23	8
<b>Military Specific Occupations</b>	<b>55</b>	<b>59</b>	<b>52</b>	<b>7</b>	<b>28</b>	<b>3</b>	<b>7</b>	<b>2</b>	<b>7</b>	<b>2</b>	<b>10</b>	<b>0</b>
Military Officer Special & Tactical Operations Leaders/Mgrs.	55.10	7	6	1	2	0	1	1	0	0	3	0
First-Line Enlisted Military Supervisor/Managers	55.20	1	1	0	0	0	0	0	0	0	1	0
Military Enlisted Tactical Operations & Air/Weapon	55.30	39	36	3	20	1	6	0	5	2	5	0
Other Military Specific Occupations	55.90	12	9	3	6	2	0	1	2	0	1	0
<b>Unknown/Unclassifiable Occupations</b>	<b>99</b>	<b>5,391</b>	<b>3,112</b>	<b>2,279</b>	<b>1,661</b>	<b>1,070</b>	<b>431</b>	<b>350</b>	<b>416</b>	<b>434</b>	<b>604</b>	<b>425</b>
Unknown/Unclassifiable Occupations	99.90	5,391	3,112	2,279	1,661	1,070	431	350	416	434	604	425

Occupation	SOC Code	Total Applicants	Total Male	Total Female	White Male	White Female	Black Male	Black Female	Hispanic Male	Hispanic Female	Other Male	Other Female
<b>Total - All Occupations</b>	<b>00</b>	<b>12,548</b>	<b>7,204</b>	<b>5,344</b>	<b>3,299</b>	<b>2,340</b>	<b>1,518</b>	<b>1,476</b>	<b>1,711</b>	<b>1,031</b>	<b>676</b>	<b>497</b>
<b>Management Occupations</b>	<b>11</b>	<b>887</b>	<b>516</b>	<b>371</b>	<b>394</b>	<b>271</b>	<b>32</b>	<b>40</b>	<b>43</b>	<b>29</b>	<b>47</b>	<b>31</b>
Top Executives	11.10	252	162	90	123	67	11	8	11	4	17	11
Advertising, Marketing, Promotions, Public Rel. Occupations	11.20	275	154	121	121	95	7	10	9	9	17	7
Operations Specialties Managers	11.30	168	75	93	58	66	6	13	4	7	7	7
Other Management Occupations	11.90	192	125	67	92	43	8	9	19	9	6	6
<b>Business &amp; Financial Operations Occupations</b>	<b>13</b>	<b>749</b>	<b>384</b>	<b>365</b>	<b>250</b>	<b>207</b>	<b>51</b>	<b>69</b>	<b>32</b>	<b>40</b>	<b>51</b>	<b>49</b>
Business Operations Specialists	13.10	81	38	43	28	24	5	9	1	5	4	5
Financial Specialists	13.20	529	274	255	164	141	41	48	29	32	40	34
Other Business & Financial Operations Occupations	13.90	139	72	67	58	42	5	12	2	3	7	10
<b>Computer &amp; Mathematical Occupations</b>	<b>15</b>	<b>272</b>	<b>188</b>	<b>84</b>	<b>116</b>	<b>44</b>	<b>29</b>	<b>15</b>	<b>19</b>	<b>11</b>	<b>24</b>	<b>14</b>
Computer Specialists	15.10	245	170	75	102	39	28	14	16	8	24	14
Mathematical Scientists	15.20	2	0	2	0	0	0	0	0	2	0	0
Other Computer & Mathematical Occupations	15.90	25	18	7	14	5	1	1	3	1	0	0
<b>Architecture &amp; Engineering Occupations</b>	<b>17</b>	<b>137</b>	<b>117</b>	<b>20</b>	<b>70</b>	<b>13</b>	<b>14</b>	<b>2</b>	<b>17</b>	<b>1</b>	<b>16</b>	<b>4</b>
Architects, Surveyors, & Cartographers	17.10	21	15	6	12	5	0	0	0	1	3	0
Engineers	17.20	70	63	7	38	6	8	1	9	0	8	0
Drafters, Engineering, & Mapping Technicians	17.30	36	31	5	18	2	4	1	6	0	3	2
Other Architecture & Engineering Occupations	17.90	10	8	2	2	0	2	0	2	0	2	2
<b>Life, Physical, &amp; Social Science Occupations</b>	<b>19</b>	<b>98</b>	<b>43</b>	<b>55</b>	<b>31</b>	<b>40</b>	<b>3</b>	<b>7</b>	<b>1</b>	<b>1</b>	<b>8</b>	<b>7</b>
Life Scientists	19.10	2	1	1	1	1	0	0	0	0	0	0
Physical Scientists	19.20	3	2	1	1	0	1	0	0	0	0	1
Social Scientists & Related Workers	19.30	87	38	49	28	37	2	5	1	1	7	6
Life, Physical, & Social Science Technicians	19.40	4	1	3	1	2	0	1	0	0	0	0
Other Life, Physical, & Social Science Occupations	19.90	2	1	1	0	0	0	1	0	0	1	0
<b>Community &amp; Social Services Occupations</b>	<b>21</b>	<b>125</b>	<b>40</b>	<b>85</b>	<b>9</b>	<b>29</b>	<b>17</b>	<b>35</b>	<b>11</b>	<b>16</b>	<b>3</b>	<b>5</b>
Counselors, Social Workers, Other Cmty. & Soc. Svcs. Wkrs.	21.10	85	28	57	6	16	14	26	5	13	3	2
Other Community & Social Services Occupations	21.90	40	12	28	3	13	3	9	6	3	0	3
<b>Legal Occupations</b>	<b>23</b>	<b>76</b>	<b>20</b>	<b>56</b>	<b>14</b>	<b>37</b>	<b>4</b>	<b>6</b>	<b>0</b>	<b>8</b>	<b>2</b>	<b>5</b>
Lawyers, Judges, & Related Workers	23.10	35	15	20	12	16	1	1	0	3	2	0
Legal Support Workers	23.20	29	3	26	2	16	1	3	0	4	0	3
Other Legal Occupations	23.90	12	2	10	0	5	2	2	0	1	0	2
<b>Education, Training, &amp; Library Occupations</b>	<b>25</b>	<b>122</b>	<b>39</b>	<b>83</b>	<b>10</b>	<b>38</b>	<b>16</b>	<b>26</b>	<b>7</b>	<b>15</b>	<b>6</b>	<b>4</b>
Postsecondary Teachers	25.10	21	9	12	3	5	2	3	4	4	0	0

Occupation	SOC Code	Total Applicants	Total Male	Total Female	White Male	White Female	Black Male	Black Female	Hispanic Male	Hispanic Female	Other Male	Other Female
Primary, Secondary & Special Ed. Teachers	25.20	23	5	18	2	9	3	6	0	2	0	1
Other Teachers & Instructors	25.30	14	8	6	3	2	2	2	0	1	3	1
Librarians, Curators, & Archivists	25.40	5	2	3	2	3	0	0	0	0	0	0
Other Education, Training, & Library Occupations	25.90	59	15	44	0	19	9	15	3	8	3	2
<b>Arts, Design, Entertainment, Sports, &amp; Media Occupations</b>	<b>27</b>	<b>186</b>	<b>87</b>	<b>99</b>	<b>56</b>	<b>75</b>	<b>12</b>	<b>8</b>	<b>10</b>	<b>3</b>	<b>9</b>	<b>13</b>
Art & Design Workers	27.10	94	47	47	29	38	6	2	8	2	4	5
Entertainers & Performers, Sports & Related Workers	27.20	15	9	6	5	1	3	2	1	1	0	2
Media & Communication Workers	27.30	57	20	37	16	31	0	2	1	0	3	4
Media & Communication Equipment Workers	27.40	7	7	0	4	0	3	0	0	0	0	0
Other Arts, Design, Entertainment, Sports, & Media Workers	27.90	13	4	9	2	5	0	2	0	0	2	2
<b>Healthcare Practitioners &amp; Technical Occupations</b>	<b>29</b>	<b>149</b>	<b>34</b>	<b>115</b>	<b>14</b>	<b>43</b>	<b>10</b>	<b>56</b>	<b>6</b>	<b>9</b>	<b>4</b>	<b>7</b>
Health Diagnosing & Treating Practitioners	29.10	41	6	35	5	20	0	10	1	2	0	3
Health Technologists & Technicians	29.20	59	12	47	4	13	4	27	3	3	1	4
Other Healthcare Practitioners & Technical Occupations	29.90	49	16	33	5	10	6	19	2	4	3	0
<b>Healthcare Support Occupations</b>	<b>31</b>	<b>423</b>	<b>49</b>	<b>374</b>	<b>7</b>	<b>64</b>	<b>30</b>	<b>206</b>	<b>8</b>	<b>81</b>	<b>4</b>	<b>23</b>
Nursing, Psychiatric, & Home Health Aides	31.10	277	31	246	1	29	20	154	7	46	3	17
Occupational & Physical Therapist Assistants & Aides	31.20	1	1	0	0	0	1	0	0	0	0	0
Other Healthcare Support Occupations	31.90	145	17	128	6	35	9	52	1	35	1	6
<b>Protective Service Occupations</b>	<b>33</b>	<b>121</b>	<b>101</b>	<b>20</b>	<b>24</b>	<b>5</b>	<b>44</b>	<b>10</b>	<b>24</b>	<b>3</b>	<b>9</b>	<b>2</b>
First-Line Supervisors/Mgrs. of Protective Service Workers	33.10	1	1	0	1	0	0	0	0	0	0	0
Fire Fighting & Prevention Workers	33.20	1	1	0	0	0	1	0	0	0	0	0
Law Enforcement Workers	33.30	6	5	1	1	0	1	0	3	0	0	1
Other Protective Service Workers	33.90	113	94	19	22	5	42	10	21	3	9	1
<b>Food Preparation &amp; Serving Related Occupations</b>	<b>35</b>	<b>505</b>	<b>301</b>	<b>204</b>	<b>101</b>	<b>75</b>	<b>97</b>	<b>55</b>	<b>82</b>	<b>48</b>	<b>21</b>	<b>26</b>
Supervisors of Food Preparation & Serving Workers	35.10	46	34	12	20	7	4	1	7	1	3	3
Cooks & Food Preparation Workers	35.20	206	141	65	33	15	55	30	44	18	9	2
Food & Beverage Serving Workers	35.30	207	97	110	38	48	27	21	25	25	7	16
Other Food Preparation & Serving Related Workers	35.90	46	29	17	10	5	11	3	6	4	2	5
<b>Building &amp; Grounds Cleaning &amp; Maintenance Occupations</b>	<b>37</b>	<b>616</b>	<b>523</b>	<b>93</b>	<b>109</b>	<b>19</b>	<b>73</b>	<b>30</b>	<b>318</b>	<b>37</b>	<b>23</b>	<b>7</b>
Supervisors of Bldg./Grounds Cleaning & Maintenance Wkrs.	37.10	11	8	3	2	1	3	2	3	0	0	0
Building Cleaning & Pest Control Workers	37.20	161	91	70	12	10	31	26	41	29	7	5
Grounds Maintenance Workers	37.30	404	390	14	90	6	25	1	262	5	13	2
Other Building & Grounds Cleaning & Maint. Occupations	37.90	40	34	6	5	2	14	1	12	3	3	0

Occupation	SOC Code	Total Applicants	Total Male	Total Female	White Male	White Female	Black Male	Black Female	Hispanic Male	Hispanic Female	Other Male	Other Female
<b>Personal Care &amp; Service Occupations</b>	<b>39</b>	<b>119</b>	<b>18</b>	<b>101</b>	<b>7</b>	<b>30</b>	<b>6</b>	<b>33</b>	<b>5</b>	<b>35</b>	<b>0</b>	<b>3</b>
Supervisors of Personal Care & Service Workers	39.10	1	0	1	0	0	0	1	0	0	0	0
Animal Care & Service Workers	39.20	4	3	1	1	1	1	0	1	0	0	0
Entertainment Attendants & Related Workers	39.30	4	0	4	0	0	0	1	0	3	0	0
Personal Appearance Workers	39.50	20	7	13	4	6	2	3	1	3	0	1
Transportation, Tourism, & Lodging Attendants	39.60	4	3	1	0	0	1	0	2	0	0	1
Other Personal Care & Service Workers	39.90	86	5	81	2	23	2	28	1	29	0	1
<b>Sales &amp; Related Occupations</b>	<b>41</b>	<b>1,234</b>	<b>585</b>	<b>649</b>	<b>336</b>	<b>244</b>	<b>119</b>	<b>202</b>	<b>85</b>	<b>158</b>	<b>45</b>	<b>45</b>
Supervisors of Sales Workers	41.10	140	77	63	45	32	15	13	13	13	4	5
Retail Sales Workers	41.20	768	309	459	141	136	79	162	56	128	33	33
Sales Representatives, Services	41.30	185	120	65	96	45	13	9	7	8	4	3
Sales Representatives, Wholesale & Manufacturing	41.40	32	23	9	21	5	1	4	1	0	0	0
Other Sales & Related Workers	41.90	109	56	53	33	26	11	14	8	9	4	4
<b>Office &amp; Administrative Support Occupations</b>	<b>43</b>	<b>2,518</b>	<b>747</b>	<b>1,771</b>	<b>294</b>	<b>855</b>	<b>211</b>	<b>482</b>	<b>141</b>	<b>267</b>	<b>101</b>	<b>167</b>
Supervisors of Office & Admin. Support Workers	43.10	9	2	7	1	1	1	4	0	2	0	0
Communications Equipment Operators	43.20	7	1	6	0	0	1	3	0	3	0	0
Financial Clerks	43.30	214	43	171	18	85	6	38	9	24	10	24
Information & Record Clerks	43.40	1,049	394	655	185	263	92	199	60	121	57	72
Material Recording, Scheduling, Dispatch., & Distr. Workers	43.50	199	151	48	26	12	63	23	54	10	8	3
Secretaries & Administrative Assistants	43.60	551	28	523	16	321	7	101	2	58	3	43
Other Office & Administrative Support Workers	43.90	489	128	361	48	173	41	114	16	49	23	25
<b>Farming, Fishing, &amp; Forestry Occupations</b>	<b>45</b>	<b>33</b>	<b>26</b>	<b>7</b>	<b>9</b>	<b>3</b>	<b>3</b>	<b>1</b>	<b>14</b>	<b>3</b>	<b>0</b>	<b>0</b>
Agricultural Workers	45.20	23	18	5	3	2	3	1	12	2	0	0
Fishing & Hunting Workers	45.30	2	2	0	1	0	0	0	1	0	0	0
Forest, Conservation, & Logging Workers	45.40	1	1	0	1	0	0	0	0	0	0	0
Other Farming, Fishing, & Forestry Workers	45.90	7	5	2	4	1	0	0	1	1	0	0
<b>Construction &amp; Extraction Occupations</b>	<b>47</b>	<b>1,201</b>	<b>1,170</b>	<b>31</b>	<b>598</b>	<b>13</b>	<b>160</b>	<b>11</b>	<b>333</b>	<b>7</b>	<b>79</b>	<b>0</b>
Supervisors of Construction & Extraction Workers	47.10	6	6	0	5	0	0	0	1	0	0	0
Construction Trades Workers	47.20	920	897	23	466	9	116	10	248	4	67	0
Helpers, Construction Trades	47.30	132	129	3	49	2	16	0	60	1	4	0
Other Construction & Related Workers	47.40	23	23	0	7	0	7	0	8	0	1	0
Extraction Workers	47.50	3	3	0	1	0	1	0	1	0	0	0
Other Construction & Extraction Occupations	47.90	117	112	5	70	2	20	1	15	2	7	0



Occupation	SOC Code	Total Applicants	Total Male	Total Female	White Male	White Female	Black Male	Black Female	Hispanic Male	Hispanic Female	Other Male	Other Female
<b>Installation, Maintenance, &amp; Repair Occupations</b>	<b>49</b>	<b>450</b>	<b>439</b>	<b>11</b>	<b>192</b>	<b>2</b>	<b>96</b>	<b>5</b>	<b>124</b>	<b>3</b>	<b>27</b>	<b>1</b>
Supervisors of Installation, Maintenance, & Repair Workers	49.10	2	1	1	1	0	0	1	0	0	0	0
Electrical & Electronic Equipment Mechanics & Installers	49.20	58	55	3	27	1	15	2	9	0	4	0
Vehicle & Mobile Equipment Mechanics, Installers, Repairers	49.30	103	101	2	45	0	22	0	26	1	8	1
Other Installation, Maintenance & Repair Occupations	49.90	287	282	5	119	1	59	2	89	2	15	0
<b>Production Occupations</b>	<b>51</b>	<b>897</b>	<b>605</b>	<b>292</b>	<b>194</b>	<b>54</b>	<b>167</b>	<b>73</b>	<b>183</b>	<b>133</b>	<b>61</b>	<b>32</b>
Supervisors of Production Workers	51.10	3	3	0	2	0	0	0	1	0	0	0
Assemblers & Fabricators	51.20	28	17	11	9	2	4	2	4	7	0	0
Food Processing Workers	51.30	14	8	6	4	2	2	3	1	0	1	1
Metal Workers & Plastic Workers	51.40	269	195	74	61	10	31	16	77	40	26	8
Printing Workers	51.50	25	23	2	15	1	5	0	3	1	0	0
Textile, Apparel, & Furnishings Workers	51.60	29	10	19	2	4	4	2	2	12	2	1
Woodworkers	51.70	1	1	0	0	0	1	0	0	0	0	0
Plant & System Operators	51.80	6	6	0	3	0	3	0	0	0	0	0
Other Production Occupations	51.90	522	342	180	98	35	117	50	95	73	32	22
<b>Transportation &amp; Material Moving Occupations</b>	<b>53</b>	<b>794</b>	<b>652</b>	<b>142</b>	<b>213</b>	<b>30</b>	<b>230</b>	<b>33</b>	<b>165</b>	<b>73</b>	<b>44</b>	<b>6</b>
Supervisors of Transportation & Material Moving Workers	53.10	3	2	1	1	1	0	0	1	0	0	0
Air Transportation Workers	53.20	1	0	1	0	1	0	0	0	0	0	0
Motor Vehicle Operators	53.30	435	401	34	145	8	140	17	97	6	19	3
Rail Transportation Workers	53.40	4	3	1	0	0	2	1	1	0	0	0
Other Transportation Workers	53.60	18	17	1	5	0	3	1	6	0	3	0
Material Moving Workers	53.70	305	205	100	58	19	75	13	50	65	22	3
Other Transportation & Material Moving Occupations	53.90	28	24	4	4	1	10	1	10	2	0	0
<b>Military Specific Occupations</b>	<b>55</b>	<b>6</b>	<b>5</b>	<b>1</b>	<b>3</b>	<b>1</b>	<b>1</b>	<b>0</b>	<b>1</b>	<b>0</b>	<b>0</b>	<b>0</b>
Military Enlisted Tactical Operations & Air/Weapon	55.30	4	3	1	2	1	1	0	0	0	0	0
Other Military Specific Occupations	55.90	2	2	0	1	0	0	0	1	0	0	0
<b>Unknown/Unclassifiable Occupations</b>	<b>99</b>	<b>830</b>	<b>515</b>	<b>315</b>	<b>248</b>	<b>148</b>	<b>93</b>	<b>71</b>	<b>82</b>	<b>50</b>	<b>92</b>	<b>46</b>
Unknown/Unclassifiable Occupations	99.90	830	515	315	248	148	93	71	82	50	92	46

Occupation	SOC Code	Total Applicants	Total Male	Total Female	White Male	White Female	Black Male	Black Female	Hispanic Male	Hispanic Female	Other Male	Other Female
<b>Total - All Occupations</b>	<b>00</b>	<b>3,993</b>	<b>2,339</b>	<b>1,654</b>	<b>1,705</b>	<b>1,215</b>	<b>127</b>	<b>112</b>	<b>308</b>	<b>190</b>	<b>199</b>	<b>137</b>
<b>Management Occupations</b>	<b>11</b>	<b>443</b>	<b>269</b>	<b>174</b>	<b>234</b>	<b>146</b>	<b>6</b>	<b>4</b>	<b>13</b>	<b>14</b>	<b>16</b>	<b>10</b>
Top Executives	11.10	117	74	43	64	37	1	0	2	3	7	3
Advertising, Marketing, Promotions, Public Rel. Occupations	11.20	121	84	37	76	29	3	1	3	6	2	1
Operations Specialties Managers	11.30	105	44	61	39	52	0	1	2	4	3	4
Other Management Occupations	11.90	100	67	33	55	28	2	2	6	1	4	2
<b>Business &amp; Financial Operations Occupations</b>	<b>13</b>	<b>269</b>	<b>142</b>	<b>127</b>	<b>121</b>	<b>98</b>	<b>5</b>	<b>11</b>	<b>6</b>	<b>8</b>	<b>10</b>	<b>10</b>
Business Operations Specialists	13.10	56	27	29	24	24	0	2	1	2	2	1
Financial Specialists	13.20	180	99	81	83	57	4	9	4	6	8	9
Other Business & Financial Operations Occupations	13.90	33	16	17	14	17	1	0	1	0	0	0
<b>Computer &amp; Mathematical Occupations</b>	<b>15</b>	<b>141</b>	<b>106</b>	<b>35</b>	<b>83</b>	<b>31</b>	<b>7</b>	<b>2</b>	<b>6</b>	<b>0</b>	<b>10</b>	<b>2</b>
Computer Specialists	15.10	122	93	29	71	26	6	2	6	0	10	1
Mathematical Scientists	15.20	2	2	0	2	0	0	0	0	0	0	0
Other Computer & Mathematical Occupations	15.90	17	11	6	10	5	1	0	0	0	0	1
<b>Architecture &amp; Engineering Occupations</b>	<b>17</b>	<b>74</b>	<b>53</b>	<b>21</b>	<b>44</b>	<b>17</b>	<b>3</b>	<b>1</b>	<b>1</b>	<b>1</b>	<b>5</b>	<b>2</b>
Architects, Surveyors, & Cartographers	17.10	7	4	3	3	3	0	0	0	0	1	0
Engineers	17.20	45	35	10	29	7	3	1	1	1	2	1
Drafters, Engineering, & Mapping Technicians	17.30	15	11	4	10	3	0	0	0	0	1	1
Other Architecture & Engineering Occupations	17.90	7	3	4	2	4	0	0	0	0	1	0
<b>Life, Physical, &amp; Social Science Occupations</b>	<b>19</b>	<b>49</b>	<b>21</b>	<b>28</b>	<b>17</b>	<b>20</b>	<b>1</b>	<b>3</b>	<b>0</b>	<b>2</b>	<b>3</b>	<b>3</b>
Life Scientists	19.10	3	3	0	2	0	0	0	0	0	1	0
Physical Scientists	19.20	5	3	2	3	1	0	1	0	0	0	0
Social Scientists & Related Workers	19.30	36	15	21	12	16	1	1	0	2	2	2
Life, Physical, & Social Science Technicians	19.40	5	0	5	0	3	0	1	0	0	0	1
<b>Community &amp; Social Services Occupations</b>	<b>21</b>	<b>20</b>	<b>10</b>	<b>10</b>	<b>5</b>	<b>8</b>	<b>1</b>	<b>1</b>	<b>2</b>	<b>0</b>	<b>2</b>	<b>1</b>
Counselors, Social Workers, Other Cmty. & Soc. Svcs. Wkrs.	21.10	17	9	8	5	6	1	1	1	0	2	1
Other Community & Social Services Occupations	21.90	3	1	2	0	2	0	0	1	0	0	0
<b>Legal Occupations</b>	<b>23</b>	<b>17</b>	<b>6</b>	<b>11</b>	<b>5</b>	<b>9</b>	<b>0</b>	<b>1</b>	<b>0</b>	<b>0</b>	<b>1</b>	<b>1</b>
Lawyers, Judges, & Related Workers	23.10	5	3	2	3	1	0	0	0	0	0	1
Legal Support Workers	23.20	10	3	7	2	7	0	0	0	0	1	0
Other Legal Occupations	23.90	2	0	2	0	1	0	1	0	0	0	0
<b>Education, Training, &amp; Library Occupations</b>	<b>25</b>	<b>32</b>	<b>8</b>	<b>24</b>	<b>7</b>	<b>18</b>	<b>1</b>	<b>1</b>	<b>0</b>	<b>1</b>	<b>0</b>	<b>4</b>
Postsecondary Teachers	25.10	2	1	1	1	1	0	0	0	0	0	0
Primary, Secondary & Special Ed. Teachers	25.20	13	4	9	3	7	1	0	0	1	0	1

Occupation	SOC Code	Total Applicants	Total Male	Total Female	White Male	White Female	Black Male	Black Female	Hispanic Male	Hispanic Female	Other Male	Other Female
Other Teachers & Instructors	25.30	5	0	5	0	3	0	1	0	0	0	1
Librarians, Curators, & Archivists	25.40	1	0	1	0	1	0	0	0	0	0	0
Other Education, Training, & Library Occupations	25.90	11	3	8	3	6	0	0	0	0	0	2
<b>Arts, Design, Entertainment, Sports, &amp; Media Occupations</b>	<b>27</b>	<b>58</b>	<b>30</b>	<b>28</b>	<b>27</b>	<b>27</b>	<b>0</b>	<b>1</b>	<b>2</b>	<b>0</b>	<b>1</b>	<b>0</b>
Art & Design Workers	27.10	31	16	15	14	15	0	0	1	0	1	0
Entertainers & Performers, Sports & Related Workers	27.20	3	3	0	3	0	0	0	0	0	0	0
Media & Communication Workers	27.30	18	7	11	7	11	0	0	0	0	0	0
Other Arts, Design, Entertainment, Sports, & Media Workers	27.90	6	4	2	3	1	0	1	1	0	0	0
<b>Healthcare Practitioners &amp; Technical Occupations</b>	<b>29</b>	<b>26</b>	<b>10</b>	<b>16</b>	<b>7</b>	<b>11</b>	<b>1</b>	<b>2</b>	<b>1</b>	<b>1</b>	<b>1</b>	<b>2</b>
Health Diagnosing & Treating Practitioners	29.10	9	4	5	4	5	0	0	0	0	0	0
Health Technologists & Technicians	29.20	14	4	10	3	5	0	2	1	1	0	2
Other Healthcare Practitioners & Technical Occupations	29.90	3	2	1	0	1	1	0	0	0	1	0
<b>Healthcare Support Occupations</b>	<b>31</b>	<b>129</b>	<b>11</b>	<b>118</b>	<b>8</b>	<b>64</b>	<b>2</b>	<b>23</b>	<b>0</b>	<b>27</b>	<b>1</b>	<b>4</b>
Nursing, Psychiatric, & Home Health Aides	31.10	93	8	85	6	40	1	21	0	21	1	3
Other Healthcare Support Occupations	31.90	36	3	33	2	24	1	2	0	6	0	1
<b>Protective Service Occupations</b>	<b>33</b>	<b>21</b>	<b>17</b>	<b>4</b>	<b>8</b>	<b>3</b>	<b>3</b>	<b>0</b>	<b>2</b>	<b>1</b>	<b>4</b>	<b>0</b>
Law Enforcement Workers	33.30	2	2	0	1	0	0	0	1	0	0	0
Other Protective Service Workers	33.90	19	15	4	7	3	3	0	1	1	4	0
<b>Food Preparation &amp; Serving Related Occupations</b>	<b>35</b>	<b>115</b>	<b>54</b>	<b>61</b>	<b>34</b>	<b>40</b>	<b>3</b>	<b>4</b>	<b>12</b>	<b>9</b>	<b>5</b>	<b>8</b>
Supervisors, Food Preparation & Serving Workers	35.10	15	11	4	9	3	0	0	1	1	1	0
Cooks & Food Preparation Workers	35.20	36	24	12	14	4	1	2	7	5	2	1
Food & Beverage Serving Workers	35.30	59	16	43	9	32	1	1	4	3	2	7
Other Food Preparation & Serving Related Workers	35.90	5	3	2	2	1	1	1	0	0	0	0
<b>Building &amp; Grounds Cleaning &amp; Maintenance Occupations</b>	<b>37</b>	<b>136</b>	<b>117</b>	<b>19</b>	<b>64</b>	<b>7</b>	<b>4</b>	<b>0</b>	<b>41</b>	<b>12</b>	<b>8</b>	<b>0</b>
Supervisors of Bldg./Grounds Cleaning & Maintenance Wkrs.	37.10	1	1	0	0	0	0	0	1	0	0	0
Building Cleaning & Pest Control Workers	37.20	34	18	16	10	5	0	0	7	11	1	0
Grounds Maintenance Workers	37.30	99	96	3	53	2	4	0	32	1	7	0
Other Building & Grounds Cleaning & Maint. Occupations	37.90	2	2	0	1	0	0	0	1	0	0	0
<b>Personal Care &amp; Service Occupations</b>	<b>39</b>	<b>32</b>	<b>1</b>	<b>31</b>	<b>1</b>	<b>20</b>	<b>0</b>	<b>4</b>	<b>0</b>	<b>5</b>	<b>0</b>	<b>2</b>
Supervisors of Personal Care & Service Workers	39.10	1	0	1	0	1	0	0	0	0	0	0
Animal Care & Service Workers	39.20	1	1	0	1	0	0	0	0	0	0	0
Funeral Service Workers	39.40	1	0	1	0	1	0	0	0	0	0	0
Personal Appearance Workers	39.50	11	0	11	0	10	0	0	0	0	0	1
Other Personal Care & Service Workers	39.90	18	0	18	0	8	0	4	0	5	0	1

Occupation	SOC Code	Total Applicants	Total Male	Total Female	White Male	White Female	Black Male	Black Female	Hispanic Male	Hispanic Female	Other Male	Other Female
<b>Sales &amp; Related Occupations</b>	<b>41</b>	<b>308</b>	<b>176</b>	<b>132</b>	<b>150</b>	<b>105</b>	<b>6</b>	<b>6</b>	<b>9</b>	<b>12</b>	<b>11</b>	<b>9</b>
Supervisors, Sales Workers	41.10	45	24	21	21	17	1	1	0	1	2	2
Retail Sales Workers	41.20	171	90	81	72	64	3	5	7	7	8	5
Sales Representatives, Services	41.30	43	29	14	27	12	0	0	2	1	0	1
Sales Representatives, Wholesale & Manufacturing	41.40	10	8	2	8	2	0	0	0	0	0	0
Other Sales & Related Workers	41.90	39	25	14	22	10	2	0	0	3	1	1
<b>Office &amp; Administrative Support Occupations</b>	<b>43</b>	<b>809</b>	<b>212</b>	<b>597</b>	<b>148</b>	<b>465</b>	<b>22</b>	<b>40</b>	<b>24</b>	<b>50</b>	<b>18</b>	<b>42</b>
Supervisors of Office & Admin. Support Workers	43.10	11	0	11	0	9	0	1	0	1	0	0
Communications Equipment Operators	43.20	3	2	1	2	0	0	0	0	1	0	0
Financial Clerks	43.30	67	11	56	7	44	1	4	3	4	0	4
Information & Record Clerks	43.40	301	108	193	80	146	5	17	8	17	15	13
Material Recording, Scheduling, Dispatch., & Distr. Workers	43.50	66	43	23	22	16	12	2	8	5	1	0
Secretaries & Administrative Assistants	43.60	203	10	193	8	157	0	10	1	12	1	14
Other Office & Administrative Support Workers	43.90	158	38	120	29	93	4	6	4	10	1	11
<b>Farming, Fishing, &amp; Forestry Occupations</b>	<b>45</b>	<b>11</b>	<b>7</b>	<b>4</b>	<b>4</b>	<b>2</b>	<b>0</b>	<b>0</b>	<b>2</b>	<b>2</b>	<b>1</b>	<b>0</b>
Supervisors of Farming, Fishing, & Forestry Workers	45.10	2	1	1	0	1	0	0	1	0	0	0
Agricultural Workers	45.20	8	5	3	3	1	0	0	1	2	1	0
Other Farming, Fishing, & Forestry Workers	45.90	1	1	0	1	0	0	0	0	0	0	0
<b>Construction &amp; Extraction Occupations</b>	<b>47</b>	<b>447</b>	<b>440</b>	<b>7</b>	<b>297</b>	<b>5</b>	<b>14</b>	<b>0</b>	<b>98</b>	<b>2</b>	<b>31</b>	<b>0</b>
Supervisors of Construction & Extraction Workers	47.10	5	5	0	4	0	0	0	1	0	0	0
Construction Trades Workers	47.20	337	332	5	232	3	8	0	73	2	19	0
Helpers, Construction Trades	47.30	59	59	0	27	0	3	0	20	0	9	0
Other Construction & Related Workers	47.40	6	6	0	4	0	0	0	2	0	0	0
Extraction Workers	47.50	1	1	0	1	0	0	0	0	0	0	0
Other Construction & Extraction Occupations	47.90	39	37	2	29	2	3	0	2	0	3	0
<b>Installation, Maintenance, &amp; Repair Occupations</b>	<b>49</b>	<b>135</b>	<b>129</b>	<b>6</b>	<b>101</b>	<b>4</b>	<b>9</b>	<b>0</b>	<b>13</b>	<b>1</b>	<b>6</b>	<b>1</b>
Supervisors of Installation, Maintenance, & Repair Workers	49.10	2	2	0	2	0	0	0	0	0	0	0
Electrical & Electronic Equipment Mechanics & Installers	49.20	19	17	2	12	2	2	0	1	0	2	0
Vehicle & Mobile Equipment Mechanics, Installers, Repairers	49.30	37	36	1	29	0	1	0	5	0	1	1
Other Installation, Maintenance & Repair Occupations	49.90	77	74	3	58	2	6	0	7	1	3	0
<b>Production Occupations</b>	<b>51</b>	<b>279</b>	<b>192</b>	<b>87</b>	<b>104</b>	<b>33</b>	<b>11</b>	<b>5</b>	<b>41</b>	<b>31</b>	<b>36</b>	<b>18</b>
Supervisors of Production Workers	51.10	2	2	0	2	0	0	0	0	0	0	0
Assemblers & Fabricators	51.20	13	10	3	7	0	1	0	0	1	2	2

Characteristics of Job Seekers Registered with CTWorks Career Centers

Danbury Labor Market Area

Occupation	SOC Code	Total Applicants	Total Male	Total Female	White Male	White Female	Black Male	Black Female	Hispanic Male	Hispanic Female	Other Male	Other Female
Food Processing Workers	51.30	2	2	0	1	0	0	0	0	0	1	0
Metal Workers & Plastic Workers	51.40	96	77	19	44	6	1	1	18	10	14	2
Printing Workers	51.50	4	4	0	3	0	1	0	0	0	0	0
Textile, Apparel, & Furnishings Workers	51.60	10	3	7	0	3	1	1	2	2	0	1
Woodworkers	51.70	2	1	1	1	1	0	0	0	0	0	0
Plant & System Operators	51.80	1	1	0	0	0	0	0	0	0	1	0
Other Production Occupations	51.90	149	92	57	46	23	7	3	21	18	18	13
<b>Transportation &amp; Material Moving Occupations</b>	<b>53</b>	<b>189</b>	<b>168</b>	<b>21</b>	<b>112</b>	<b>15</b>	<b>22</b>	<b>0</b>	<b>22</b>	<b>5</b>	<b>12</b>	<b>1</b>
Supervisors of Transportation & Material Moving Workers	53.10	1	1	0	1	0	0	0	0	0	0	0
Air Transportation Workers	53.20	3	3	0	2	0	0	0	0	0	1	0
Motor Vehicle Operators	53.30	128	117	11	81	11	15	0	15	0	6	0
Other Transportation Workers	53.60	1	1	0	0	0	1	0	0	0	0	0
Material Moving Workers	53.70	52	42	10	26	4	5	0	7	5	4	1
Other Transportation & Material Moving Occupations	53.90	4	4	0	2	0	1	0	0	0	1	0
<b>Military Specific Occupations</b>	<b>55</b>	<b>1</b>	<b>1</b>	<b>0</b>	<b>0</b>	<b>0</b>	<b>1</b>	<b>0</b>	<b>0</b>	<b>0</b>	<b>0</b>	<b>0</b>
Military Enlisted Tactical Operations & Air/Weapon	55.30	1	1	0	0	0	1	0	0	0	0	0
<b>Unknown/Unclassifiable Occupations</b>	<b>99</b>	<b>252</b>	<b>159</b>	<b>93</b>	<b>124</b>	<b>67</b>	<b>5</b>	<b>3</b>	<b>13</b>	<b>6</b>	<b>17</b>	<b>17</b>
Unknown/Unclassifiable Occupations	99.90	252	159	93	124	67	5	3	13	6	17	17



Occupation	SOC Code	Total Applicants	Total Male	Total Female	White Male	White Female	Black Male	Black Female	Hispanic Male	Hispanic Female	Other Male	Other Female
<b>Total - All Occupations</b>	<b>00</b>	<b>3,768</b>	<b>2,339</b>	<b>1,429</b>	<b>1,723</b>	<b>1,099</b>	<b>110</b>	<b>92</b>	<b>286</b>	<b>122</b>	<b>220</b>	<b>116</b>
<b>Management Occupations</b>	<b>11</b>	<b>235</b>	<b>146</b>	<b>89</b>	<b>123</b>	<b>74</b>	<b>1</b>	<b>4</b>	<b>8</b>	<b>2</b>	<b>14</b>	<b>9</b>
Top Executives	11.10	68	45	23	37	20	1	1	3	1	4	1
Advertising, Marketing, Promotions, Public Rel. Occupations	11.20	35	24	11	20	8	0	0	1	0	3	3
Operations Specialties Managers	11.30	63	30	33	28	27	0	3	1	0	1	3
Other Management Occupations	11.90	69	47	22	38	19	0	0	3	1	6	2
<b>Business &amp; Financial Operations Occupations</b>	<b>13</b>	<b>108</b>	<b>47</b>	<b>61</b>	<b>43</b>	<b>50</b>	<b>2</b>	<b>7</b>	<b>1</b>	<b>2</b>	<b>1</b>	<b>2</b>
Business Operations Specialists	13.10	48	16	32	16	23	0	6	0	2	0	1
Financial Specialists	13.20	50	26	24	23	22	2	1	0	0	1	1
Other Business & Financial Operations Occupations	13.90	10	5	5	4	5	0	0	1	0	0	0
<b>Computer &amp; Mathematical Occupations</b>	<b>15</b>	<b>89</b>	<b>67</b>	<b>22</b>	<b>54</b>	<b>15</b>	<b>0</b>	<b>0</b>	<b>2</b>	<b>2</b>	<b>11</b>	<b>5</b>
Computer Specialists	15.10	79	59	20	46	15	0	0	2	1	11	4
Mathematical Scientists	15.20	1	1	0	1	0	0	0	0	0	0	0
Other Computer & Mathematical Occupations	15.90	9	7	2	7	0	0	0	0	1	0	1
<b>Architecture &amp; Engineering Occupations</b>	<b>17</b>	<b>77</b>	<b>66</b>	<b>11</b>	<b>57</b>	<b>10</b>	<b>1</b>	<b>0</b>	<b>1</b>	<b>0</b>	<b>7</b>	<b>1</b>
Architects, Surveyors, & Cartographers	17.10	4	4	0	4	0	0	0	0	0	0	0
Engineers	17.20	50	43	7	37	7	0	0	1	0	5	0
Drafters, Engineering, & Mapping Technicians	17.30	19	17	2	14	2	1	0	0	0	2	0
Other Architecture & Engineering Occupations	17.90	4	2	2	2	1	0	0	0	0	0	1
<b>Life, Physical, &amp; Social Science Occupations</b>	<b>19</b>	<b>17</b>	<b>6</b>	<b>11</b>	<b>6</b>	<b>8</b>	<b>0</b>	<b>1</b>	<b>0</b>	<b>1</b>	<b>0</b>	<b>1</b>
Life Scientists	19.10	1	1	0	1	0	0	0	0	0	0	0
Social Scientists & Related Workers	19.30	9	2	7	2	5	0	1	0	1	0	0
Life, Physical, & Social Science Technicians	19.40	5	3	2	3	1	0	0	0	0	0	1
Other Life, Physical, & Social Science Occupations	19.90	2	0	2	0	2	0	0	0	0	0	0
<b>Community &amp; Social Services Occupations</b>	<b>21</b>	<b>39</b>	<b>10</b>	<b>29</b>	<b>7</b>	<b>16</b>	<b>1</b>	<b>5</b>	<b>0</b>	<b>3</b>	<b>2</b>	<b>5</b>
Counselors, Social Workers, Other Cmty. & Soc. Svcs. Wkrs.	21.10	26	3	23	2	14	0	4	0	2	1	3
Other Community & Social Services Occupations	21.90	13	7	6	5	2	1	1	0	1	1	2
<b>Legal Occupations</b>	<b>23</b>	<b>15</b>	<b>1</b>	<b>14</b>	<b>1</b>	<b>14</b>	<b>0</b>	<b>0</b>	<b>0</b>	<b>0</b>	<b>0</b>	<b>0</b>
Lawyers, Judges, & Related Workers	23.10	2	0	2	0	2	0	0	0	0	0	0
Legal Support Workers	23.20	12	1	11	1	11	0	0	0	0	0	0
Other Legal Occupations	23.90	1	0	1	0	1	0	0	0	0	0	0
<b>Education, Training, &amp; Library Occupations</b>	<b>25</b>	<b>33</b>	<b>11</b>	<b>22</b>	<b>10</b>	<b>19</b>	<b>0</b>	<b>1</b>	<b>1</b>	<b>1</b>	<b>0</b>	<b>1</b>
Postsecondary Teachers	25.10	4	2	2	2	2	0	0	0	0	0	0

Occupation	SOC Code	Total Applicants	Total Male	Total Female	White Male	White Female	Black Male	Black Female	Hispanic Male	Hispanic Female	Other Male	Other Female
Primary, Secondary & Special Education Teachers	25.20	9	2	7	2	7	0	0	0	0	0	0
Other Teachers & Instructors	25.30	2	0	2	0	2	0	0	0	0	0	0
Librarians, Curators, & Archivists	25.40	2	2	0	2	0	0	0	0	0	0	0
Other Education, Training, & Library Occupations	25.90	16	5	11	4	8	0	1	1	1	0	1
<b>Arts, Design, Entertainment, Sports, &amp; Media Occupations</b>	<b>27</b>	<b>29</b>	<b>11</b>	<b>18</b>	<b>11</b>	<b>15</b>	<b>0</b>	<b>2</b>	<b>0</b>	<b>1</b>	<b>0</b>	<b>0</b>
Art & Design Workers	27.10	21	7	14	7	13	0	1	0	0	0	0
Media & Communication Workers	27.30	6	3	3	3	2	0	0	0	1	0	0
Other Arts, Design, Entertainment, Sports, & Media Workers	27.90	2	1	1	1	0	0	1	0	0	0	0
<b>Healthcare Practitioners &amp; Technical Occupations</b>	<b>29</b>	<b>41</b>	<b>7</b>	<b>34</b>	<b>6</b>	<b>30</b>	<b>1</b>	<b>2</b>	<b>0</b>	<b>1</b>	<b>0</b>	<b>1</b>
Health Diagnosing & Treating Practitioners	29.10	14	3	11	3	8	0	1	0	1	0	1
Health Technologists & Technicians	29.20	18	2	16	1	16	1	0	0	0	0	0
Other Healthcare Practitioners & Technical Occupations	29.90	9	2	7	2	6	0	1	0	0	0	0
<b>Healthcare Support Occupations</b>	<b>31</b>	<b>93</b>	<b>5</b>	<b>88</b>	<b>4</b>	<b>59</b>	<b>1</b>	<b>16</b>	<b>0</b>	<b>9</b>	<b>0</b>	<b>4</b>
Nursing, Psychiatric, & Home Health Aides	31.10	38	3	35	3	23	0	8	0	3	0	1
Other Healthcare Support Occupations	31.90	55	2	53	1	36	1	8	0	6	0	3
<b>Protective Service Occupations</b>	<b>33</b>	<b>15</b>	<b>10</b>	<b>5</b>	<b>8</b>	<b>3</b>	<b>0</b>	<b>2</b>	<b>0</b>	<b>0</b>	<b>2</b>	<b>0</b>
Law Enforcement Workers	33.30	1	1	0	1	0	0	0	0	0	0	0
Other Protective Service Workers	33.90	14	9	5	7	3	0	2	0	0	2	0
<b>Food Preparation &amp; Serving Related Occupations</b>	<b>35</b>	<b>129</b>	<b>57</b>	<b>72</b>	<b>33</b>	<b>60</b>	<b>8</b>	<b>4</b>	<b>7</b>	<b>6</b>	<b>9</b>	<b>2</b>
Supervisors of Food Preparation & Serving Workers	35.10	21	19	2	10	1	2	0	3	0	4	1
Cooks & Food Preparation Workers	35.20	41	29	12	18	10	4	1	4	1	3	0
Food & Beverage Serving Workers	35.30	59	5	54	3	48	1	1	0	4	1	1
Other Food Preparation & Serving Related Workers	35.90	8	4	4	2	1	1	2	0	1	1	0
<b>Building &amp; Grounds Cleaning &amp; Maintenance Occupations</b>	<b>37</b>	<b>141</b>	<b>118</b>	<b>23</b>	<b>81</b>	<b>13</b>	<b>4</b>	<b>3</b>	<b>29</b>	<b>6</b>	<b>4</b>	<b>1</b>
Supervisors of Bldg./Grounds Cleaning & Maintenance Wkrs.	37.10	3	3	0	3	0	0	0	0	0	0	0
Building Cleaning & Pest Control Workers	37.20	39	22	17	14	11	1	3	6	2	1	1
Grounds Maintenance Workers	37.30	90	84	6	55	2	3	0	23	4	3	0
Other Building & Grounds Cleaning & Maint. Occupations	37.90	9	9	0	9	0	0	0	0	0	0	0
<b>Personal Care &amp; Service Occupations</b>	<b>39</b>	<b>20</b>	<b>0</b>	<b>20</b>	<b>0</b>	<b>17</b>	<b>0</b>	<b>2</b>	<b>0</b>	<b>0</b>	<b>0</b>	<b>1</b>
Supervisors of Personal Care & Service Workers	39.10	1	0	1	0	1	0	0	0	0	0	0
Animal Care & Service Workers	39.20	2	0	2	0	2	0	0	0	0	0	0
Personal Appearance Workers	39.50	3	0	3	0	3	0	0	0	0	0	0
Other Personal Care & Service Workers	39.90	14	0	14	0	11	0	2	0	0	0	1

Occupation	SOC Code	Total Applicants	Total Male	Total Female	White Male	White Female	Black Male	Black Female	Hispanic Male	Hispanic Female	Other Male	Other Female
<b>Sales &amp; Related Occupations</b>	<b>41</b>	<b>245</b>	<b>134</b>	<b>111</b>	<b>106</b>	<b>89</b>	<b>7</b>	<b>5</b>	<b>10</b>	<b>8</b>	<b>11</b>	<b>9</b>
Supervisors of Sales Workers	41.10	40	25	15	20	13	0	1	1	1	4	0
Retail Sales Workers	41.20	138	63	75	46	60	6	4	6	4	5	7
Sales Representatives, Services	41.30	34	24	10	23	7	0	0	0	1	1	2
Sales Representatives, Wholesale & Manufacturing	41.40	7	5	2	5	2	0	0	0	0	0	0
Other Sales & Related Workers	41.90	26	17	9	12	7	1	0	3	2	1	0
<b>Office &amp; Administrative Support Occupations</b>	<b>43</b>	<b>600</b>	<b>146</b>	<b>454</b>	<b>108</b>	<b>382</b>	<b>10</b>	<b>17</b>	<b>15</b>	<b>22</b>	<b>13</b>	<b>33</b>
Supervisors of Office & Admin. Support Workers	43.10	5	1	4	1	4	0	0	0	0	0	0
Communications Equipment Operators	43.20	1	1	0	1	0	0	0	0	0	0	0
Financial Clerks	43.30	60	8	52	6	44	2	4	0	2	0	2
Information & Record Clerks	43.40	198	61	137	42	113	4	7	6	8	9	9
Material Recording, Scheduling, Dispatch., & Distr. Workers	43.50	74	50	24	38	20	3	0	8	1	1	3
Secretaries & Administrative Assistants	43.60	116	2	114	1	101	1	3	0	4	0	6
Other Office & Administrative Support Workers	43.90	146	23	123	19	100	0	3	1	7	3	13
<b>Farming, Fishing, &amp; Forestry Occupations</b>	<b>45</b>	<b>111</b>	<b>85</b>	<b>26</b>	<b>8</b>	<b>1</b>	<b>0</b>	<b>0</b>	<b>73</b>	<b>24</b>	<b>4</b>	<b>1</b>
Agricultural Workers	45.20	109	83	26	7	1	0	0	72	24	4	1
Other Farming, Fishing, & Forestry Workers	45.90	2	2	0	1	0	0	0	1	0	0	0
<b>Construction &amp; Extraction Occupations</b>	<b>47</b>	<b>457</b>	<b>446</b>	<b>11</b>	<b>359</b>	<b>7</b>	<b>9</b>	<b>1</b>	<b>35</b>	<b>1</b>	<b>43</b>	<b>2</b>
Supervisors of Construction & Extraction Workers	47.10	2	2	0	1	0	0	0	0	0	1	0
Construction Trades Workers	47.20	322	313	9	257	6	6	0	27	1	23	2
Helpers, Construction Trades	47.30	96	94	2	78	1	3	1	6	0	7	0
Other Construction & Related Workers	47.40	6	6	0	1	0	0	0	0	0	5	0
Other Construction & Extraction Occupations	47.90	31	31	0	22	0	0	0	2	0	7	0
<b>Installation, Maintenance, &amp; Repair Occupations</b>	<b>49</b>	<b>162</b>	<b>157</b>	<b>5</b>	<b>136</b>	<b>2</b>	<b>5</b>	<b>1</b>	<b>9</b>	<b>1</b>	<b>7</b>	<b>1</b>
Supervisors of Installation, Maintenance, & Repair Workers	49.10	4	4	0	4	0	0	0	0	0	0	0
Electrical & Electronic Equipment Mechanics & Installers	49.20	19	17	2	17	1	0	1	0	0	0	0
Vehicle & Mobile Equipment Mechanics, Installers, Repairers	49.30	49	49	0	41	0	2	0	2	0	4	0
Other Installation, Maintenance & Repair Occupations	49.90	90	87	3	74	1	3	0	7	1	3	1
<b>Production Occupations</b>	<b>51</b>	<b>527</b>	<b>391</b>	<b>136</b>	<b>263</b>	<b>92</b>	<b>30</b>	<b>8</b>	<b>63</b>	<b>19</b>	<b>35</b>	<b>17</b>
Supervisors of Production Workers	51.10	8	8	0	7	0	0	0	0	0	1	0
Assemblers & Fabricators	51.20	21	18	3	15	1	1	0	1	0	1	2
Food Processing Workers	51.30	2	0	2	0	2	0	0	0	0	0	0
Metal Workers & Plastic Workers	51.40	178	149	29	114	19	5	3	17	4	13	3

Characteristics of Job Seekers Registered with *CTWorks* Career Centers

**Enfield Labor Market Area**

Occupation	SOC Code	Total Applicants	Total Male	Total Female	White Male	White Female	Black Male	Black Female	Hispanic Male	Hispanic Female	Other Male	Other Female
Printing Workers	51.50	19	13	6	11	5	2	0	0	1	0	0
Textile, Apparel, & Furnishings Workers	51.60	3	0	3	0	0	0	0	0	1	0	2
Plant & System Operators	51.80	1	1	0	0	0	0	0	1	0	0	0
Other Production Occupations	51.90	295	202	93	116	65	22	5	44	13	20	10
<b>Transportation &amp; Material Moving Occupations</b>	<b>53</b>	<b>344</b>	<b>273</b>	<b>71</b>	<b>196</b>	<b>48</b>	<b>20</b>	<b>6</b>	<b>24</b>	<b>9</b>	<b>33</b>	<b>8</b>
Supervisors of Transportation & Material Moving Workers	53.10	2	2	0	1	0	0	0	0	0	1	0
Air Transportation Workers	53.20	4	4	0	3	0	0	0	0	0	1	0
Motor Vehicle Operators	53.30	176	149	27	115	21	10	2	12	2	12	2
Other Transportation Workers	53.60	7	4	3	3	1	1	1	0	0	0	1
Material Moving Workers	53.70	135	98	37	63	23	7	3	10	6	18	5
Other Transportation & Material Moving Occupations	53.90	20	16	4	11	3	2	0	2	1	1	0
<b>Military Specific Occupations</b>	<b>55</b>	<b>2</b>	<b>2</b>	<b>0</b>	<b>1</b>	<b>0</b>	<b>0</b>	<b>0</b>	<b>0</b>	<b>0</b>	<b>1</b>	<b>0</b>
Military Enlisted Tactical Operations & Air/Weapon	55.30	2	2	0	1	0	0	0	0	0	1	0
<b>Unknown/Unclassifiable Occupations</b>	<b>99</b>	<b>239</b>	<b>143</b>	<b>96</b>	<b>102</b>	<b>75</b>	<b>10</b>	<b>5</b>	<b>8</b>	<b>4</b>	<b>23</b>	<b>12</b>
Unknown/Unclassifiable Occupations	99.90	239	143	96	102	75	10	5	8	4	23	12

Occupation	SOC Code	Total Applicants	Total Male	Total Female	White Male	White Female	Black Male	Black Female	Hispanic Male	Hispanic Female	Other Male	Other Female
<b>Total - All Occupations</b>	<b>00</b>	<b>22,074</b>	<b>13,230</b>	<b>8,844</b>	<b>6,934</b>	<b>3,989</b>	<b>2,352</b>	<b>2,110</b>	<b>2,561</b>	<b>1,828</b>	<b>1,383</b>	<b>917</b>
<b>Management Occupations</b>	<b>11</b>	<b>1,275</b>	<b>760</b>	<b>515</b>	<b>582</b>	<b>363</b>	<b>64</b>	<b>66</b>	<b>62</b>	<b>44</b>	<b>52</b>	<b>42</b>
Top Executives	11.10	452	269	183	203	126	24	23	22	15	20	19
Advertising, Marketing, Promotions, Public Rel. Occupations	11.20	238	151	87	124	69	8	8	8	4	11	6
Operations Specialties Managers	11.30	227	111	116	87	79	9	18	6	10	9	9
Other Management Occupations	11.90	358	229	129	168	89	23	17	26	15	12	8
<b>Business &amp; Financial Operations Occupations</b>	<b>13</b>	<b>748</b>	<b>343</b>	<b>405</b>	<b>246</b>	<b>269</b>	<b>48</b>	<b>67</b>	<b>28</b>	<b>40</b>	<b>21</b>	<b>29</b>
Business Operations Specialists	13.10	245	112	133	92	89	7	24	10	12	3	8
Financial Specialists	13.20	372	186	186	124	126	32	28	15	19	15	13
Other Business & Financial Operations Occupations	13.90	131	45	86	30	54	9	15	3	9	3	8
<b>Computer &amp; Mathematical Occupations</b>	<b>15</b>	<b>455</b>	<b>318</b>	<b>137</b>	<b>216</b>	<b>82</b>	<b>38</b>	<b>15</b>	<b>22</b>	<b>15</b>	<b>42</b>	<b>25</b>
Computer Specialists	15.10	411	295	116	198	69	38	12	19	12	40	23
Mathematical Scientists	15.20	2	1	1	1	0	0	0	0	0	0	1
Other Computer & Mathematical Occupations	15.90	42	22	20	17	13	0	3	3	3	2	1
<b>Architecture &amp; Engineering Occupations</b>	<b>17</b>	<b>314</b>	<b>262</b>	<b>52</b>	<b>202</b>	<b>39</b>	<b>22</b>	<b>5</b>	<b>13</b>	<b>5</b>	<b>25</b>	<b>3</b>
Architects, Surveyors, & Cartographers	17.10	33	24	9	20	7	1	2	1	0	2	0
Engineers	17.20	186	156	30	126	23	10	2	5	3	15	2
Drafters, Engineering, & Mapping Technicians	17.30	75	64	11	41	8	10	1	6	1	7	1
Other Architecture & Engineering Occupations	17.90	20	18	2	15	1	1	0	1	1	1	0
<b>Life, Physical, &amp; Social Science Occupations</b>	<b>19</b>	<b>99</b>	<b>46</b>	<b>53</b>	<b>37</b>	<b>32</b>	<b>4</b>	<b>11</b>	<b>0</b>	<b>5</b>	<b>5</b>	<b>5</b>
Life Scientists	19.10	10	3	7	2	3	1	3	0	1	0	0
Physical Scientists	19.20	11	10	1	9	1	0	0	0	0	1	0
Social Scientists & Related Workers	19.30	59	21	38	17	26	3	6	0	3	1	3
Life, Physical, & Social Science Technicians	19.40	10	7	3	5	2	0	0	0	1	2	0
Other Life, Physical, & Social Science Occupations	19.90	9	5	4	4	0	0	2	0	0	1	2
<b>Community &amp; Social Services Occupations</b>	<b>21</b>	<b>382</b>	<b>158</b>	<b>224</b>	<b>60</b>	<b>84</b>	<b>59</b>	<b>87</b>	<b>30</b>	<b>40</b>	<b>9</b>	<b>13</b>
Counselors, Social Workers, Other Cmty. & Soc. Svcs. Wkrs.	21.10	265	97	168	31	57	45	69	17	33	4	9
Religious Workers	21.20	11	4	7	2	3	2	2	0	1	0	1
Other Community & Social Services Occupations	21.90	106	57	49	27	24	12	16	13	6	5	3
<b>Legal Occupations</b>	<b>23</b>	<b>98</b>	<b>29</b>	<b>69</b>	<b>24</b>	<b>43</b>	<b>3</b>	<b>14</b>	<b>2</b>	<b>5</b>	<b>0</b>	<b>7</b>
Lawyers, Judges, & Related Workers	23.10	36	17	19	17	14	0	3	0	1	0	1
Legal Support Workers	23.20	50	9	41	4	24	3	8	2	4	0	5
Other Legal Occupations	23.90	12	3	9	3	5	0	3	0	0	0	1



Occupation	SOC Code	Total Applicants	Total Male	Total Female	White Male	White Female	Black Male	Black Female	Hispanic Male	Hispanic Female	Other Male	Other Female
<b>Education, Training, &amp; Library Occupations</b>	<b>25</b>	<b>228</b>	<b>84</b>	<b>144</b>	<b>44</b>	<b>43</b>	<b>21</b>	<b>51</b>	<b>11</b>	<b>37</b>	<b>8</b>	<b>13</b>
Postsecondary Teachers	25.10	57	24	33	11	8	4	13	6	11	3	1
Primary, Secondary & Special Ed. Teachers	25.20	57	20	37	13	13	3	11	2	10	2	3
Other Teachers & Instructors	25.30	23	12	11	9	6	3	1	0	2	0	2
Librarians, Curators, & Archivists	25.40	6	4	2	2	0	1	0	1	1	0	1
Other Education, Training, & Library Occupations	25.90	85	24	61	9	16	10	26	2	13	3	6
<b>Arts, Design, Entertainment, Sports, &amp; Media Occupations</b>	<b>27</b>	<b>217</b>	<b>109</b>	<b>108</b>	<b>61</b>	<b>75</b>	<b>25</b>	<b>12</b>	<b>11</b>	<b>14</b>	<b>12</b>	<b>7</b>
Art & Design Workers	27.10	95	45	50	26	40	10	4	4	4	5	2
Entertainers & Performers, Sports & Related Workers	27.20	21	15	6	5	3	5	1	3	1	2	1
Media & Communication Workers	27.30	66	32	34	25	25	2	5	2	2	3	2
Media & Communication Equipment Workers	27.40	18	11	7	3	3	5	0	1	4	2	0
Other Arts, Design, Entertainment, Sports, & Media Workers	27.90	17	6	11	2	4	3	2	1	3	0	2
<b>Healthcare Practitioners &amp; Technical Occupations</b>	<b>29</b>	<b>282</b>	<b>68</b>	<b>214</b>	<b>30</b>	<b>103</b>	<b>20</b>	<b>62</b>	<b>10</b>	<b>26</b>	<b>8</b>	<b>23</b>
Health Diagnosing & Treating Practitioners	29.10	85	20	65	10	40	6	9	3	6	1	10
Health Technologists & Technicians	29.20	148	35	113	14	54	9	38	7	11	5	10
Other Healthcare Practitioners & Technical Occupations	29.90	49	13	36	6	9	5	15	0	9	2	3
<b>Healthcare Support Occupations</b>	<b>31</b>	<b>731</b>	<b>88</b>	<b>643</b>	<b>33</b>	<b>174</b>	<b>28</b>	<b>278</b>	<b>15</b>	<b>139</b>	<b>12</b>	<b>52</b>
Nursing, Psychiatric, & Home Health Aides	31.10	428	41	387	11	98	14	175	5	80	11	34
Occupational & Physical Therapist Assistants & Aides	31.20	2	2	0	1	0	1	0	0	0	0	0
Other Healthcare Support Occupations	31.90	301	45	256	21	76	13	103	10	59	1	18
<b>Protective Service Occupations</b>	<b>33</b>	<b>186</b>	<b>137</b>	<b>49</b>	<b>62</b>	<b>10</b>	<b>30</b>	<b>20</b>	<b>36</b>	<b>14</b>	<b>9</b>	<b>5</b>
First-Line Supervisors/Mgrs. of Protective Service Workers	33.10	2	2	0	1	0	1	0	0	0	0	0
Fire Fighting & Prevention Workers	33.20	3	3	0	1	0	0	0	2	0	0	0
Law Enforcement Workers	33.30	23	19	4	8	2	8	1	3	1	0	0
Other Protective Service Workers	33.90	158	113	45	52	8	21	19	31	13	9	5
<b>Food Preparation &amp; Serving Related Occupations</b>	<b>35</b>	<b>974</b>	<b>563</b>	<b>411</b>	<b>198</b>	<b>169</b>	<b>167</b>	<b>94</b>	<b>147</b>	<b>101</b>	<b>51</b>	<b>47</b>
Supervisors of Food Preparation & Serving Workers	35.10	82	74	8	41	4	8	1	16	1	9	2
Cooks & Food Preparation Workers	35.20	442	290	152	79	45	96	41	93	50	22	16
Food & Beverage Serving Workers	35.30	318	123	195	54	99	38	39	19	37	12	20
Other Food Preparation & Serving Related Workers	35.90	132	76	56	24	21	25	13	19	13	8	9
<b>Building &amp; Grounds Cleaning &amp; Maintenance Occupations</b>	<b>37</b>	<b>964</b>	<b>726</b>	<b>238</b>	<b>288</b>	<b>74</b>	<b>110</b>	<b>46</b>	<b>288</b>	<b>103</b>	<b>40</b>	<b>15</b>
Supervisors of Bldg./Grounds Cleaning & Maintenance Wkrs.	37.10	45	24	21	10	9	5	1	9	9	0	2
Building Cleaning & Pest Control Workers	37.20	390	212	178	54	48	64	42	80	77	14	11

Occupation	SOC Code	Total Applicants	Total Male	Total Female	White Male	White Female	Black Male	Black Female	Hispanic Male	Hispanic Female	Other Male	Other Female
Grounds Maintenance Workers	37.30	456	434	22	207	11	29	2	175	8	23	1
Other Building & Grounds Cleaning & Maint. Occupations	37.90	73	56	17	17	6	12	1	24	9	3	1
<b>Personal Care &amp; Service Occupations</b>	<b>39</b>	<b>183</b>	<b>27</b>	<b>156</b>	<b>7</b>	<b>55</b>	<b>10</b>	<b>55</b>	<b>8</b>	<b>33</b>	<b>2</b>	<b>13</b>
Animal Care & Service Workers	39.20	2	1	1	0	0	1	1	0	0	0	0
Entertainment Attendants & Related Workers	39.30	13	6	7	1	1	3	2	2	2	0	2
Funeral Service Workers	39.40	2	2	0	2	0	0	0	0	0	0	0
Personal Appearance Workers	39.50	28	3	25	1	14	1	3	1	5	0	3
Transportation, Tourism, & Lodging Attendants	39.60	2	1	1	0	0	0	1	1	0	0	0
Other Personal Care & Service Workers	39.90	136	14	122	3	40	5	48	4	26	2	8
<b>Sales &amp; Related Occupations</b>	<b>41</b>	<b>1,784</b>	<b>837</b>	<b>947</b>	<b>552</b>	<b>423</b>	<b>135</b>	<b>220</b>	<b>87</b>	<b>228</b>	<b>63</b>	<b>76</b>
Supervisors of Sales Workers	41.10	232	144	88	104	58	15	10	11	12	14	8
Retail Sales Workers	41.20	1,010	398	612	233	229	81	157	56	175	28	51
Sales Representatives, Services	41.30	287	161	126	121	72	23	25	7	18	10	11
Sales Representatives, Wholesale & Manufacturing	41.40	60	48	12	40	8	3	3	4	0	1	1
Other Sales & Related Workers	41.90	195	86	109	54	56	13	25	9	23	10	5
<b>Office &amp; Administrative Support Occupations</b>	<b>43</b>	<b>3,362</b>	<b>910</b>	<b>2,452</b>	<b>438</b>	<b>1,186</b>	<b>207</b>	<b>652</b>	<b>150</b>	<b>373</b>	<b>115</b>	<b>241</b>
Supervisors of Office & Admin. Support Workers	43.10	10	4	6	2	4	1	0	1	2	0	0
Communications Equipment Operators	43.20	14	2	12	2	0	0	9	0	2	0	1
Financial Clerks	43.30	282	46	236	30	133	7	45	5	25	4	33
Information & Record Clerks	43.40	1,155	341	814	173	346	73	223	44	149	51	96
Material Recording, Scheduling, Dispatch., & Distr. Workers	43.50	363	257	106	90	47	71	25	69	30	27	4
Secretaries & Administrative Assistants	43.60	610	31	579	19	352	6	134	3	62	3	31
Other Office & Administrative Support Workers	43.90	928	229	699	122	304	49	216	28	103	30	76
<b>Farming, Fishing, &amp; Forestry Occupations</b>	<b>45</b>	<b>103</b>	<b>76</b>	<b>27</b>	<b>19</b>	<b>13</b>	<b>9</b>	<b>2</b>	<b>42</b>	<b>12</b>	<b>6</b>	<b>0</b>
Supervisors of Farming, Fishing, & Forestry Workers	45.10	1	1	0	0	0	1	0	0	0	0	0
Agricultural Workers	45.20	84	64	20	13	8	6	2	40	10	5	0
Fishing & Hunting Workers	45.30	1	0	1	0	1	0	0	0	0	0	0
Forest, Conservation, & Logging Workers	45.40	2	1	1	1	0	0	0	0	1	0	0
Other Farming, Fishing, & Forestry Workers	45.90	15	10	5	5	4	2	0	2	1	1	0
<b>Construction &amp; Extraction Occupations</b>	<b>47</b>	<b>2,784</b>	<b>2,695</b>	<b>89</b>	<b>1,673</b>	<b>45</b>	<b>310</b>	<b>13</b>	<b>465</b>	<b>25</b>	<b>247</b>	<b>6</b>
Supervisors, Construction & Extraction Workers	47.10	8	8	0	6	0	1	0	0	0	1	0
Construction Trades Workers	47.20	2,001	1,950	51	1,213	22	216	9	348	16	173	4
Helpers, Construction Trades	47.30	536	509	27	325	20	63	2	82	3	39	2

Occupation	SOC Code	Total Applicants	Total Male	Total Female	White Male	White Female	Black Male	Black Female	Hispanic Male	Hispanic Female	Other Male	Other Female
Other Construction & Related Workers	47.40	64	57	7	18	1	14	1	21	5	4	0
Extraction Workers	47.50	6	6	0	3	0	1	0	2	0	0	0
Other Construction & Extraction Occupations	47.90	169	165	4	108	2	15	1	12	1	30	0
<b>Installation, Maintenance, &amp; Repair Occupations</b>	<b>49</b>	<b>725</b>	<b>686</b>	<b>39</b>	<b>390</b>	<b>29</b>	<b>89</b>	<b>3</b>	<b>158</b>	<b>4</b>	<b>49</b>	<b>3</b>
Supervisors of Installation, Maintenance, & Repair Workers	49.10	4	2	2	2	2	0	0	0	0	0	0
Electrical & Electronic Equipment Mechanics, Installers	49.20	95	86	9	53	7	15	1	13	0	5	1
Vehicle & Mobile Equip. Mechanics, Installers, Repairers	49.30	188	181	7	112	4	24	1	36	0	9	2
Other Installation, Maintenance & Repair Occupations	49.90	438	417	21	223	16	50	1	109	4	35	0
<b>Production Occupations</b>	<b>51</b>	<b>2,847</b>	<b>2,085</b>	<b>762</b>	<b>867</b>	<b>293</b>	<b>465</b>	<b>134</b>	<b>544</b>	<b>262</b>	<b>209</b>	<b>73</b>
Supervisors of Production Workers	51.10	6	5	1	3	1	1	0	1	0	0	0
Assemblers & Fabricators	51.20	75	49	26	20	11	11	8	12	5	6	2
Food Processing Workers	51.30	39	26	13	10	4	6	4	7	4	3	1
Metal Workers & Plastic Workers	51.40	949	816	133	408	54	123	11	178	45	107	23
Printing Workers	51.50	80	61	19	42	12	9	1	7	5	3	1
Textile, Apparel, & Furnishings Workers	51.60	48	12	36	4	10	3	7	5	14	0	5
Woodworkers	51.70	5	4	1	2	0	0	0	2	1	0	0
Plant & System Operators	51.80	6	4	2	4	1	0	0	0	1	0	0
Other Production Occupations	51.90	1,639	1,108	531	374	200	312	103	332	187	90	41
<b>Transportation &amp; Material Moving Occupations</b>	<b>53</b>	<b>1,566</b>	<b>1,265</b>	<b>301</b>	<b>523</b>	<b>115</b>	<b>313</b>	<b>64</b>	<b>275</b>	<b>79</b>	<b>154</b>	<b>43</b>
Supervisors of Transportation & Material Moving Workers	53.10	5	4	1	1	1	1	0	2	0	0	0
Air Transportation Workers	53.20	8	7	1	5	0	0	0	0	0	2	1
Motor Vehicle Operators	53.30	776	658	118	305	47	163	34	129	27	61	10
Rail Transportation Workers	53.40	1	1	0	0	0	1	0	0	0	0	0
Water Transportation Workers	53.50	2	2	0	1	0	1	0	0	0	0	0
Other Transportation Workers	53.60	24	20	4	5	0	5	3	6	1	4	0
Material Moving Workers	53.70	633	476	157	170	60	116	24	116	44	74	29
Other Transportation & Material Moving Occupations	53.90	117	97	20	36	7	26	3	22	7	13	3
<b>Military Specific Occupations</b>	<b>55</b>	<b>17</b>	<b>14</b>	<b>3</b>	<b>8</b>	<b>1</b>	<b>2</b>	<b>0</b>	<b>3</b>	<b>2</b>	<b>1</b>	<b>0</b>
Military Enlisted Tactical Operations & Air/Weapon	55.30	11	9	2	5	0	2	0	2	2	0	0
Other Military Specific Occupations	55.90	6	5	1	3	1	0	0	1	0	1	0
<b>Unknown/Unclassifiable Occupations</b>	<b>99</b>	<b>1,750</b>	<b>944</b>	<b>806</b>	<b>374</b>	<b>269</b>	<b>173</b>	<b>139</b>	<b>154</b>	<b>222</b>	<b>243</b>	<b>176</b>
Unknown/Unclassifiable Occupations	99.90	1,750	944	806	374	269	173	139	154	222	243	176

Occupation	SOC Code	Total Applicants	Total Male	Total Female	White Male	White Female	Black Male	Black Female	Hispanic Male	Hispanic Female	Other Male	Other Female
<b>Total - All Occupations</b>	<b>00</b>	<b>13,675</b>	<b>8,246</b>	<b>5,429</b>	<b>4,641</b>	<b>2,716</b>	<b>1,291</b>	<b>1,277</b>	<b>1,566</b>	<b>1,002</b>	<b>748</b>	<b>434</b>
<b>Management Occupations</b>	<b>11</b>	<b>774</b>	<b>470</b>	<b>304</b>	<b>390</b>	<b>218</b>	<b>29</b>	<b>33</b>	<b>16</b>	<b>34</b>	<b>35</b>	<b>19</b>
Top Executives	11.10	255	166	89	141	66	8	6	3	11	14	6
Advertising, Marketing, Promotions, Public Rel. Occupations	11.20	181	107	74	88	57	6	6	7	7	6	4
Operations Specialties Managers	11.30	126	62	64	48	47	6	7	1	5	7	5
Other Management Occupations	11.90	212	135	77	113	48	9	14	5	11	8	4
<b>Business &amp; Financial Operations Occupations</b>	<b>13</b>	<b>549</b>	<b>251</b>	<b>298</b>	<b>180</b>	<b>175</b>	<b>38</b>	<b>76</b>	<b>12</b>	<b>27</b>	<b>21</b>	<b>20</b>
Business Operations Specialists	13.10	102	46	56	39	35	4	11	2	6	1	4
Financial Specialists	13.20	395	183	212	122	119	32	59	9	19	20	15
Other Business & Financial Operations Occupations	13.90	52	22	30	19	21	2	6	1	2	0	1
<b>Computer &amp; Mathematical Occupations</b>	<b>15</b>	<b>262</b>	<b>190</b>	<b>72</b>	<b>134</b>	<b>46</b>	<b>18</b>	<b>11</b>	<b>10</b>	<b>3</b>	<b>28</b>	<b>12</b>
Computer Specialists	15.10	240	175	65	121	41	17	10	10	2	27	12
Mathematical Scientists	15.20	3	2	1	2	1	0	0	0	0	0	0
Other Computer & Mathematical Occupations	15.90	19	13	6	11	4	1	1	0	1	1	0
<b>Architecture &amp; Engineering Occupations</b>	<b>17</b>	<b>188</b>	<b>155</b>	<b>33</b>	<b>127</b>	<b>19</b>	<b>3</b>	<b>3</b>	<b>6</b>	<b>5</b>	<b>19</b>	<b>6</b>
Architects, Surveyors, & Cartographers	17.10	14	7	7	4	3	0	1	0	0	3	3
Engineers	17.20	113	99	14	82	7	2	0	3	4	12	3
Drafters, Engineering, & Mapping Technicians	17.30	53	43	10	37	9	1	1	3	0	2	0
Other Architecture & Engineering Occupations	17.90	8	6	2	4	0	0	1	0	1	2	0
<b>Life, Physical, &amp; Social Science Occupations</b>	<b>19</b>	<b>79</b>	<b>41</b>	<b>38</b>	<b>25</b>	<b>30</b>	<b>6</b>	<b>1</b>	<b>7</b>	<b>3</b>	<b>3</b>	<b>4</b>
Life Scientists	19.10	11	5	6	1	4	2	0	1	0	1	2
Physical Scientists	19.20	10	6	4	6	2	0	1	0	0	0	1
Social Scientists & Related Workers	19.30	36	19	17	12	17	0	0	5	0	2	0
Life, Physical, & Social Science Technicians	19.40	11	5	6	1	5	3	0	1	1	0	0
Other Life, Physical, & Social Science Occupations	19.90	11	6	5	5	2	1	0	0	2	0	1
<b>Community &amp; Social Services Occupations</b>	<b>21</b>	<b>145</b>	<b>56</b>	<b>89</b>	<b>21</b>	<b>29</b>	<b>18</b>	<b>33</b>	<b>12</b>	<b>21</b>	<b>5</b>	<b>6</b>
Counselors, Social Workers, Other Cmty. & Soc. Svcs. Wkrs.	21.10	102	33	69	9	22	15	29	5	14	4	4
Religious Workers	21.20	4	2	2	1	1	1	0	0	1	0	0
Other Community & Social Services Occupations	21.90	39	21	18	11	6	2	4	7	6	1	2
<b>Legal Occupations</b>	<b>23</b>	<b>69</b>	<b>10</b>	<b>59</b>	<b>8</b>	<b>43</b>	<b>2</b>	<b>9</b>	<b>0</b>	<b>5</b>	<b>0</b>	<b>2</b>
Lawyers, Judges, & Related Workers	23.10	14	6	8	6	7	0	0	0	1	0	0
Legal Support Workers	23.20	46	3	43	2	30	1	7	0	4	0	2
Other Legal Occupations	23.90	9	1	8	0	6	1	2	0	0	0	0

Occupation	SOC Code	Total Applicants	Total Male	Total Female	White Male	White Female	Black Male	Black Female	Hispanic Male	Hispanic Female	Other Male	Other Female
<b>Education, Training, &amp; Library Occupations</b>	<b>25</b>	<b>143</b>	<b>25</b>	<b>118</b>	<b>14</b>	<b>44</b>	<b>7</b>	<b>37</b>	<b>1</b>	<b>23</b>	<b>3</b>	<b>14</b>
Postsecondary Teachers	25.10	31	7	24	3	5	2	13	0	5	2	1
Primary, Secondary & Special Ed. Teachers	25.20	35	8	27	6	10	1	7	1	5	0	5
Other Teachers & Instructors	25.30	7	3	4	2	2	1	2	0	0	0	0
Librarians, Curators, & Archivists	25.40	3	0	3	0	3	0	0	0	0	0	0
Other Education, Training, & Library Occupations	25.90	67	7	60	3	24	3	15	0	13	1	8
<b>Arts, Design, Entertainment, Sports, &amp; Media Occupations</b>	<b>27</b>	<b>117</b>	<b>61</b>	<b>56</b>	<b>41</b>	<b>44</b>	<b>6</b>	<b>5</b>	<b>10</b>	<b>3</b>	<b>4</b>	<b>4</b>
Art & Design Workers	27.10	65	31	34	21	29	2	2	6	1	2	2
Entertainers & Performers, Sports & Related Workers	27.20	3	1	2	1	1	0	0	0	1	0	0
Media & Communication Workers	27.30	34	20	14	18	10	1	2	1	0	0	2
Media & Communication Equipment Workers	27.40	7	3	4	0	3	1	0	1	1	1	0
Other Arts, Design, Entertainment, Sports, & Media Workers	27.90	8	6	2	1	1	2	1	2	0	1	0
<b>Healthcare Practitioners &amp; Technical Occupations</b>	<b>29</b>	<b>217</b>	<b>43</b>	<b>174</b>	<b>26</b>	<b>103</b>	<b>8</b>	<b>46</b>	<b>5</b>	<b>15</b>	<b>4</b>	<b>10</b>
Health Diagnosing & Treating Practitioners	29.10	72	16	56	11	32	1	10	1	6	3	8
Health Technologists & Technicians	29.20	95	18	77	12	53	3	19	2	4	1	1
Other Healthcare Practitioners & Technical Occupations	29.90	50	9	41	3	18	4	17	2	5	0	1
<b>Healthcare Support Occupations</b>	<b>31</b>	<b>554</b>	<b>58</b>	<b>496</b>	<b>21</b>	<b>154</b>	<b>28</b>	<b>230</b>	<b>5</b>	<b>88</b>	<b>4</b>	<b>24</b>
Nursing, Psychiatric, & Home Health Aides	31.10	399	32	367	6	90	21	190	3	64	2	23
Occupational & Physical Therapist Assistants & Aides	31.20	3	0	3	0	1	0	0	0	2	0	0
Other Healthcare Support Occupations	31.90	152	26	126	15	63	7	40	2	22	2	1
<b>Protective Service Occupations</b>	<b>33</b>	<b>99</b>	<b>78</b>	<b>21</b>	<b>34</b>	<b>6</b>	<b>23</b>	<b>10</b>	<b>14</b>	<b>4</b>	<b>7</b>	<b>1</b>
Law Enforcement Workers	33.30	15	11	4	3	2	4	2	2	0	2	0
Other Protective Service Workers	33.90	84	67	17	31	4	19	8	12	4	5	1
<b>Food Preparation &amp; Serving Related Occupations</b>	<b>35</b>	<b>561</b>	<b>308</b>	<b>253</b>	<b>153</b>	<b>125</b>	<b>86</b>	<b>62</b>	<b>46</b>	<b>41</b>	<b>23</b>	<b>25</b>
Supervisors of Food Preparation & Serving Workers	35.10	62	55	7	41	5	6	2	1	0	7	0
Cooks & Food Preparation Workers	35.20	217	140	77	53	27	50	16	29	25	8	9
Food & Beverage Serving Workers	35.30	224	75	149	44	86	15	37	11	12	5	14
Other Food Preparation & Serving Related Workers	35.90	58	38	20	15	7	15	7	5	4	3	2
<b>Building &amp; Grounds Cleaning &amp; Maintenance Occupations</b>	<b>37</b>	<b>481</b>	<b>380</b>	<b>101</b>	<b>152</b>	<b>30</b>	<b>65</b>	<b>24</b>	<b>141</b>	<b>39</b>	<b>22</b>	<b>8</b>
Supervisors of Bldg./Grounds Cleaning & Maintenance Wkrs.	37.10	11	6	5	1	2	2	1	2	2	1	0
Building Cleaning & Pest Control Workers	37.20	183	111	72	35	16	42	21	25	30	9	5
Grounds Maintenance Workers	37.30	266	249	17	109	9	18	0	110	6	12	2
Other Building & Grounds Cleaning & Maint. Occupations	37.90	21	14	7	7	3	3	2	4	1	0	1

Occupation	SOC Code	Total Applicants	Total Male	Total Female	White Male	White Female	Black Male	Black Female	Hispanic Male	Hispanic Female	Other Male	Other Female
<b>Personal Care &amp; Service Occupations</b>	<b>39</b>	<b>99</b>	<b>19</b>	<b>80</b>	<b>6</b>	<b>37</b>	<b>9</b>	<b>23</b>	<b>0</b>	<b>13</b>	<b>4</b>	<b>7</b>
Supervisors of Personal Care & Service Workers	39.10	2	0	2	0	2	0	0	0	0	0	0
Animal Care & Service Workers	39.20	1	0	1	0	1	0	0	0	0	0	0
Entertainment Attendants & Related Workers	39.30	3	3	0	0	0	2	0	0	0	1	0
Personal Appearance Workers	39.50	26	4	22	1	13	2	3	0	3	1	3
Transportation, Tourism, & Lodging Attendants	39.60	1	1	0	0	0	1	0	0	0	0	0
Other Personal Care & Service Workers	39.90	66	11	55	5	21	4	20	0	10	2	4
<b>Sales &amp; Related Occupations</b>	<b>41</b>	<b>1,125</b>	<b>547</b>	<b>578</b>	<b>363</b>	<b>266</b>	<b>92</b>	<b>160</b>	<b>58</b>	<b>126</b>	<b>34</b>	<b>26</b>
Supervisors of Sales Workers	41.10	145	85	60	57	39	12	10	6	8	10	3
Retail Sales Workers	41.20	665	276	389	165	144	53	129	38	98	20	18
Sales Representatives, Services	41.30	129	83	46	67	35	10	7	3	3	3	1
Sales Representatives, Wholesale & Manufacturing	41.40	32	23	9	21	7	1	0	1	2	0	0
Other Sales & Related Workers	41.90	154	80	74	53	41	16	14	10	15	1	4
<b>Office &amp; Administrative Support Occupations</b>	<b>43</b>	<b>2,310</b>	<b>709</b>	<b>1,601</b>	<b>376</b>	<b>968</b>	<b>140</b>	<b>330</b>	<b>104</b>	<b>180</b>	<b>89</b>	<b>123</b>
Supervisors of Office & Admin. Support Workers	43.10	14	3	11	3	9	0	2	0	0	0	0
Communications Equipment Operators	43.20	5	1	4	1	2	0	0	0	2	0	0
Financial Clerks	43.30	184	20	164	12	117	4	18	2	22	2	7
Information & Record Clerks	43.40	963	374	589	206	301	66	159	45	67	57	62
Material Recording, Scheduling, Dispatch., & Distr. Workers	43.50	227	165	62	59	33	49	12	42	8	15	9
Secretaries & Administrative Assistants	43.60	450	22	428	17	305	2	66	0	40	3	17
Other Office & Administrative Support Workers	43.90	467	124	343	78	201	19	73	15	41	12	28
<b>Farming, Fishing, &amp; Forestry Occupations</b>	<b>45</b>	<b>59</b>	<b>45</b>	<b>14</b>	<b>10</b>	<b>2</b>	<b>0</b>	<b>1</b>	<b>25</b>	<b>8</b>	<b>10</b>	<b>3</b>
Agricultural Workers	45.20	54	40	14	8	2	0	1	23	8	9	3
Forest, Conservation, & Logging Workers	45.40	1	1	0	0	0	0	0	1	0	0	0
Other Farming, Fishing, & Forestry Workers	45.90	4	4	0	2	0	0	0	1	0	1	0
<b>Construction &amp; Extraction Occupations</b>	<b>47</b>	<b>1,828</b>	<b>1,774</b>	<b>54</b>	<b>1,040</b>	<b>16</b>	<b>167</b>	<b>14</b>	<b>431</b>	<b>16</b>	<b>136</b>	<b>8</b>
Supervisors of Construction & Extraction Workers	47.10	12	11	1	4	0	3	0	4	1	0	0
Construction Trades Workers	47.20	1,359	1,326	33	801	8	121	12	293	8	111	5
Helpers, Construction Trades	47.30	259	245	14	116	6	17	1	97	6	15	1
Other Construction & Related Workers	47.40	31	29	2	7	0	6	1	15	1	1	0
Extraction Workers	47.50	7	7	0	3	0	2	0	2	0	0	0
Other Construction & Extraction Occupations	47.90	160	156	4	109	2	18	0	20	0	9	2

Occupation	SOC Code	Total Applicants	Total Male	Total Female	White Male	White Female	Black Male	Black Female	Hispanic Male	Hispanic Female	Other Male	Other Female
<b>Installation, Maintenance, &amp; Repair Occupations</b>	<b>49</b>	<b>579</b>	<b>557</b>	<b>22</b>	<b>351</b>	<b>8</b>	<b>85</b>	<b>6</b>	<b>86</b>	<b>7</b>	<b>35</b>	<b>1</b>
Supervisors of Installation, Maintenance, & Repair Workers	49.10	3	2	1	2	1	0	0	0	0	0	0
Electrical & Electronic Equipment Mechanics, Installers	49.20	81	80	1	45	0	17	0	9	1	9	0
Vehicle & Mobile Equip. Mechanics, Installers, Repairers	49.30	144	140	4	99	1	11	3	23	0	7	0
Other Installation, Maintenance & Repair Occupations	49.90	351	335	16	205	6	57	3	54	6	19	1
<b>Production Occupations</b>	<b>51</b>	<b>1,504</b>	<b>1,094</b>	<b>410</b>	<b>468</b>	<b>117</b>	<b>192</b>	<b>57</b>	<b>340</b>	<b>210</b>	<b>94</b>	<b>26</b>
Supervisors of Production Workers	51.10	5	5	0	4	0	0	0	0	0	1	0
Assemblers & Fabricators	51.20	46	30	16	10	4	9	2	6	10	5	0
Food Processing Workers	51.30	16	8	8	4	2	2	2	2	3	0	1
Metal Workers & Plastic Workers	51.40	550	454	96	206	24	61	19	152	46	35	7
Printing Workers	51.50	77	70	7	41	2	15	1	9	3	5	1
Textile, Apparel, & Furnishings Workers	51.60	29	7	22	1	1	2	0	4	20	0	1
Plant & System Operators	51.80	10	8	2	3	1	1	0	3	0	1	1
Other Production Occupations	51.90	771	512	259	199	83	102	33	164	128	47	15
<b>Transportation &amp; Material Moving Occupations</b>	<b>53</b>	<b>922</b>	<b>768</b>	<b>154</b>	<b>390</b>	<b>53</b>	<b>170</b>	<b>30</b>	<b>150</b>	<b>53</b>	<b>58</b>	<b>18</b>
Supervisors of Transportation & Material Moving Workers	53.10	6	3	3	3	3	0	0	0	0	0	0
Air Transportation Workers	53.20	1	1	0	1	0	0	0	0	0	0	0
Motor Vehicle Operators	53.30	495	438	57	237	23	100	13	73	16	28	5
Rail Transportation Workers	53.40	1	1	0	1	0	0	0	0	0	0	0
Water Transportation Workers	53.50	1	1	0	1	0	0	0	0	0	0	0
Other Transportation Workers	53.60	9	8	1	4	0	1	0	2	0	1	1
Material Moving Workers	53.70	361	274	87	114	24	64	17	70	35	26	11
Other Transportation & Material Moving Occupations	53.90	48	42	6	29	3	5	0	5	2	3	1
<b>Military Specific Occupations</b>	<b>55</b>	<b>10</b>	<b>7</b>	<b>3</b>	<b>4</b>	<b>1</b>	<b>1</b>	<b>2</b>	<b>0</b>	<b>0</b>	<b>2</b>	<b>0</b>
Military Officer Special & Tactical Operations Leaders/Mgrs.	55.10	3	2	1	0	0	0	1	0	0	2	0
Military Enlisted Tactical Operations & Air/Weapon	55.30	4	4	0	3	0	1	0	0	0	0	0
Other Military Specific Occupations	55.90	3	1	2	1	1	0	1	0	0	0	0
<b>Unknown/Unclassifiable Occupations</b>	<b>99</b>	<b>1,001</b>	<b>600</b>	<b>401</b>	<b>307</b>	<b>182</b>	<b>98</b>	<b>74</b>	<b>87</b>	<b>78</b>	<b>108</b>	<b>67</b>
Unknown/Unclassifiable Occupations	99.90	1,001	600	401	307	182	98	74	87	78	108	67



Occupation	SOC Code	Total Applicants	Total Male	Total Female	White Male	White Female	Black Male	Black Female	Hispanic Male	Hispanic Female	Other Male	Other Female
<b>Total - All Occupations</b>	<b>00</b>	<b>6,056</b>	<b>3,415</b>	<b>2,641</b>	<b>2,412</b>	<b>1,711</b>	<b>350</b>	<b>392</b>	<b>337</b>	<b>280</b>	<b>316</b>	<b>258</b>
<b>Management Occupations</b>	<b>11</b>	<b>366</b>	<b>206</b>	<b>160</b>	<b>168</b>	<b>129</b>	<b>11</b>	<b>9</b>	<b>11</b>	<b>7</b>	<b>16</b>	<b>15</b>
Top Executives	11.10	111	68	43	57	33	2	2	1	2	8	6
Advertising, Marketing, Promotions, Public Rel. Occupations	11.20	62	37	25	31	18	2	2	1	3	3	2
Operations Specialties Managers	11.30	54	24	30	19	25	2	1	1	1	2	3
Other Management Occupations	11.90	139	77	62	61	53	5	4	8	1	3	4
<b>Business &amp; Financial Operations Occupations</b>	<b>13</b>	<b>227</b>	<b>84</b>	<b>143</b>	<b>61</b>	<b>97</b>	<b>11</b>	<b>20</b>	<b>6</b>	<b>14</b>	<b>6</b>	<b>12</b>
Business Operations Specialists	13.10	55	16	39	12	28	1	5	0	3	3	3
Financial Specialists	13.20	149	57	92	41	61	9	15	5	9	2	7
Other Business & Financial Operations Occupations	13.90	23	11	12	8	8	1	0	1	2	1	2
<b>Computer &amp; Mathematical Occupations</b>	<b>15</b>	<b>106</b>	<b>67</b>	<b>39</b>	<b>45</b>	<b>26</b>	<b>10</b>	<b>7</b>	<b>6</b>	<b>0</b>	<b>6</b>	<b>6</b>
Computer Specialists	15.10	93	60	33	40	22	8	5	6	0	6	6
Mathematical Scientists	15.20	2	1	1	0	1	1	0	0	0	0	0
Other Computer & Mathematical Occupations	15.90	11	6	5	5	3	1	2	0	0	0	0
<b>Architecture &amp; Engineering Occupations</b>	<b>17</b>	<b>127</b>	<b>109</b>	<b>18</b>	<b>96</b>	<b>12</b>	<b>3</b>	<b>1</b>	<b>5</b>	<b>1</b>	<b>5</b>	<b>4</b>
Architects, Surveyors, & Cartographers	17.10	5	2	3	2	3	0	0	0	0	0	0
Engineers	17.20	78	68	10	62	6	1	1	3	0	2	3
Drafters, Engineering, & Mapping Technicians	17.30	41	36	5	29	3	2	0	2	1	3	1
Other Architecture & Engineering Occupations	17.90	3	3	0	3	0	0	0	0	0	0	0
<b>Life, Physical, &amp; Social Science Occupations</b>	<b>19</b>	<b>77</b>	<b>45</b>	<b>32</b>	<b>33</b>	<b>22</b>	<b>3</b>	<b>2</b>	<b>2</b>	<b>2</b>	<b>7</b>	<b>6</b>
Life Scientists	19.10	19	12	7	10	3	1	0	0	2	1	2
Physical Scientists	19.20	21	16	5	11	4	0	0	0	0	5	1
Social Scientists & Related Workers	19.30	18	6	12	4	9	1	1	0	0	1	2
Life, Physical, & Social Science Technicians	19.40	6	4	2	3	2	1	0	0	0	0	0
Other Life, Physical, & Social Science Occupations	19.90	13	7	6	5	4	0	1	2	0	0	1
<b>Community &amp; Social Services Occupations</b>	<b>21</b>	<b>76</b>	<b>27</b>	<b>49</b>	<b>16</b>	<b>29</b>	<b>9</b>	<b>13</b>	<b>1</b>	<b>4</b>	<b>1</b>	<b>3</b>
Counselors, Social Workers, Other Cmty. & Soc. Svcs. Wkrs.	21.10	61	23	38	13	20	8	12	1	3	1	3
Religious Workers	21.20	1	0	1	0	1	0	0	0	0	0	0
Other Community & Social Services Occupations	21.90	14	4	10	3	8	1	1	0	1	0	0
<b>Legal Occupations</b>	<b>23</b>	<b>23</b>	<b>6</b>	<b>17</b>	<b>4</b>	<b>12</b>	<b>0</b>	<b>2</b>	<b>0</b>	<b>2</b>	<b>2</b>	<b>1</b>
Lawyers, Judges, & Related Workers	23.10	8	3	5	1	3	0	1	0	1	2	0
Legal Support Workers	23.20	10	1	9	1	8	0	1	0	0	0	0
Other Legal Occupations	23.90	5	2	3	2	1	0	0	0	1	0	1

Occupation	SOC Code	Total Applicants	Total Male	Total Female	White Male	White Female	Black Male	Black Female	Hispanic Male	Hispanic Female	Other Male	Other Female
<b>Education, Training, &amp; Library Occupations</b>	<b>25</b>	<b>78</b>	<b>23</b>	<b>55</b>	<b>16</b>	<b>34</b>	<b>2</b>	<b>8</b>	<b>1</b>	<b>6</b>	<b>4</b>	<b>7</b>
Postsecondary Teachers	25.10	12	4	8	2	5	0	1	1	1	1	1
Primary, Secondary & Special Ed. Teachers	25.20	25	3	22	3	16	0	3	0	1	0	2
Other Teachers & Instructors	25.30	11	6	5	6	3	0	2	0	0	0	0
Librarians, Curators, & Archivists	25.40	1	0	1	0	1	0	0	0	0	0	0
Other Education, Training, & Library Occupations	25.90	29	10	19	5	9	2	2	0	4	3	4
<b>Arts, Design, Entertainment, Sports, &amp; Media Occupations</b>	<b>27</b>	<b>68</b>	<b>27</b>	<b>41</b>	<b>20</b>	<b>32</b>	<b>3</b>	<b>2</b>	<b>1</b>	<b>4</b>	<b>3</b>	<b>3</b>
Art & Design Workers	27.10	30	10	20	9	17	0	0	0	2	1	1
Entertainers & Performers, Sports & Related Workers	27.20	6	2	4	1	3	1	0	0	1	0	0
Media & Communication Workers	27.30	20	7	13	5	9	0	2	0	1	2	1
Media & Communication Equipment Workers	27.40	5	5	0	3	0	2	0	0	0	0	0
Other Arts, Design, Entertainment, Sports, & Media Workers	27.90	7	3	4	2	3	0	0	1	0	0	1
<b>Healthcare Practitioners &amp; Technical Occupations</b>	<b>29</b>	<b>112</b>	<b>28</b>	<b>84</b>	<b>20</b>	<b>50</b>	<b>5</b>	<b>17</b>	<b>2</b>	<b>8</b>	<b>1</b>	<b>9</b>
Health Diagnosing & Treating Practitioners	29.10	31	6	25	4	19	2	3	0	2	0	1
Health Technologists & Technicians	29.20	55	16	39	12	22	2	6	1	5	1	6
Other Healthcare Practitioners & Technical Occupations	29.90	26	6	20	4	9	1	8	1	1	0	2
<b>Healthcare Support Occupations</b>	<b>31</b>	<b>255</b>	<b>28</b>	<b>227</b>	<b>11</b>	<b>102</b>	<b>9</b>	<b>74</b>	<b>6</b>	<b>33</b>	<b>2</b>	<b>18</b>
Nursing, Psychiatric, & Home Health Aides	31.10	167	14	153	5	66	6	51	2	24	1	12
Occupational & Physical Therapist Assistants & Aides	31.20	2	1	1	0	0	0	0	1	0	0	1
Other Healthcare Support Occupations	31.90	86	13	73	6	36	3	23	3	9	1	5
<b>Protective Service Occupations</b>	<b>33</b>	<b>93</b>	<b>71</b>	<b>22</b>	<b>50</b>	<b>12</b>	<b>8</b>	<b>5</b>	<b>8</b>	<b>1</b>	<b>5</b>	<b>4</b>
Fire Fighting & Prevention Workers	33.20	1	1	0	1	0	0	0	0	0	0	0
Law Enforcement Workers	33.30	9	6	3	3	1	1	2	2	0	0	0
Other Protective Service Workers	33.90	83	64	19	46	11	7	3	6	1	5	4
<b>Food Preparation &amp; Serving Related Occupations</b>	<b>35</b>	<b>437</b>	<b>238</b>	<b>199</b>	<b>126</b>	<b>142</b>	<b>42</b>	<b>18</b>	<b>51</b>	<b>28</b>	<b>19</b>	<b>11</b>
Supervisors of Food Preparation & Serving Workers	35.10	34	24	10	17	8	1	0	3	1	3	1
Cooks & Food Preparation Workers	35.20	175	121	54	56	30	28	5	29	14	8	5
Food & Beverage Serving Workers	35.30	170	61	109	36	90	8	7	11	9	6	3
Other Food Preparation & Serving Related Workers	35.90	58	32	26	17	14	5	6	8	4	2	2
<b>Building &amp; Grounds Cleaning &amp; Maintenance Occupations</b>	<b>37</b>	<b>281</b>	<b>171</b>	<b>110</b>	<b>84</b>	<b>53</b>	<b>25</b>	<b>16</b>	<b>45</b>	<b>31</b>	<b>17</b>	<b>10</b>
Supervisors of Bldg./Grounds Cleaning & Maintenance Wkrs.	37.10	15	6	9	1	3	4	2	1	4	0	0
Building Cleaning & Pest Control Workers	37.20	140	58	82	18	37	13	10	19	26	8	9
Grounds Maintenance Workers	37.30	105	91	14	59	11	4	1	20	1	8	1
Other Building & Grounds Cleaning & Maint. Occupations	37.90	21	16	5	6	2	4	3	5	0	1	0

Occupation	SOC Code	Total Applicants	Total Male	Total Female	White Male	White Female	Black Male	Black Female	Hispanic Male	Hispanic Female	Other Male	Other Female
<b>Personal Care &amp; Service Occupations</b>	<b>39</b>	<b>159</b>	<b>63</b>	<b>96</b>	<b>36</b>	<b>51</b>	<b>7</b>	<b>17</b>	<b>6</b>	<b>12</b>	<b>14</b>	<b>16</b>
Supervisors of Personal Care & Service Workers	39.10	11	7	4	6	3	0	0	0	0	1	1
Animal Care & Service Workers	39.20	1	0	1	0	1	0	0	0	0	0	0
Entertainment Attendants & Related Workers	39.30	89	50	39	28	18	5	4	5	6	12	11
Personal Appearance Workers	39.50	8	0	8	0	6	0	1	0	1	0	0
Transportation, Tourism, & Lodging Attendants	39.60	1	0	1	0	1	0	0	0	0	0	0
Other Personal Care & Service Workers	39.90	49	6	43	2	22	2	12	1	5	1	4
<b>Sales &amp; Related Occupations</b>	<b>41</b>	<b>503</b>	<b>198</b>	<b>305</b>	<b>143</b>	<b>201</b>	<b>22</b>	<b>53</b>	<b>14</b>	<b>28</b>	<b>19</b>	<b>23</b>
Supervisors of Sales Workers	41.10	50	24	26	18	21	1	1	2	3	3	1
Retail Sales Workers	41.20	349	123	226	85	139	18	44	7	24	13	19
Sales Representatives, Services	41.30	47	24	23	19	20	2	1	1	1	2	1
Sales Representatives, Wholesale & Manufacturing	41.40	11	7	4	7	4	0	0	0	0	0	0
Other Sales & Related Workers	41.90	46	20	26	14	17	1	7	4	0	1	2
<b>Office &amp; Administrative Support Occupations</b>	<b>43</b>	<b>970</b>	<b>301</b>	<b>669</b>	<b>192</b>	<b>475</b>	<b>44</b>	<b>85</b>	<b>25</b>	<b>48</b>	<b>40</b>	<b>61</b>
Supervisors of Office & Admin. Support Workers	43.10	7	2	5	1	4	0	0	1	0	0	1
Communications Equipment Operators	43.20	4	0	4	0	3	0	1	0	0	0	0
Financial Clerks	43.30	70	11	59	8	49	1	5	1	3	1	2
Information & Record Clerks	43.40	399	154	245	97	156	18	41	10	23	29	25
Material Recording, Scheduling, Dispatch., & Distr. Workers	43.50	86	63	23	37	13	12	4	10	2	4	4
Secretaries & Administrative Assistants	43.60	198	16	182	12	136	2	20	1	9	1	17
Other Office & Administrative Support Workers	43.90	206	55	151	37	114	11	14	2	11	5	12
<b>Farming, Fishing, &amp; Forestry Occupations</b>	<b>45</b>	<b>13</b>	<b>10</b>	<b>3</b>	<b>7</b>	<b>3</b>	<b>1</b>	<b>0</b>	<b>0</b>	<b>0</b>	<b>2</b>	<b>0</b>
Supervisors of Farming, Fishing, & Forestry Workers	45.10	1	1	0	1	0	0	0	0	0	0	0
Agricultural Workers	45.20	7	4	3	3	3	0	0	0	0	1	0
Fishing & Hunting Workers	45.30	2	2	0	2	0	0	0	0	0	0	0
Forest, Conservation, & Logging Workers	45.40	1	1	0	1	0	0	0	0	0	0	0
Other Farming, Fishing, & Forestry Workers	45.90	2	2	0	0	0	1	0	0	0	1	0
<b>Construction &amp; Extraction Occupations</b>	<b>47</b>	<b>730</b>	<b>707</b>	<b>23</b>	<b>558</b>	<b>17</b>	<b>46</b>	<b>2</b>	<b>51</b>	<b>2</b>	<b>52</b>	<b>2</b>
Supervisors of Construction & Extraction Workers	47.10	3	3	0	2	0	0	0	1	0	0	0
Construction Trades Workers	47.20	572	554	18	439	12	35	2	36	2	44	2
Helpers, Construction Trades	47.30	85	81	4	59	4	8	0	11	0	3	0
Other Construction & Related Workers	47.40	9	9	0	6	0	0	0	1	0	2	0
Extraction Workers	47.50	1	1	0	1	0	0	0	0	0	0	0
Other Construction & Extraction Occupations	47.90	60	59	1	51	1	3	0	2	0	3	0

Occupation	SOC Code	Total Applicants	Total Male	Total Female	White Male	White Female	Black Male	Black Female	Hispanic Male	Hispanic Female	Other Male	Other Female
<b>Installation, Maintenance, &amp; Repair Occupations</b>	<b>49</b>	<b>242</b>	<b>231</b>	<b>11</b>	<b>179</b>	<b>8</b>	<b>12</b>	<b>2</b>	<b>20</b>	<b>1</b>	<b>20</b>	<b>0</b>
Supervisors of Installation, Maintenance, & Repair Workers	49.10	6	5	1	5	0	0	1	0	0	0	0
Electrical & Electronic Equipment Mechanics, Installers	49.20	37	36	1	28	1	4	0	2	0	2	0
Vehicle & Mobile Equip. Mechanics, Installers, Repairers	49.30	58	57	1	42	0	0	0	8	1	7	0
Other Installation, Maintenance & Repair Occupations	49.90	141	133	8	104	7	8	1	10	0	11	0
<b>Production Occupations</b>	<b>51</b>	<b>373</b>	<b>287</b>	<b>86</b>	<b>194</b>	<b>52</b>	<b>35</b>	<b>3</b>	<b>38</b>	<b>21</b>	<b>20</b>	<b>10</b>
Supervisors of Production Workers	51.10	4	4	0	3	0	0	0	0	0	1	0
Assemblers & Fabricators	51.20	14	8	6	3	4	2	0	1	1	2	1
Food Processing Workers	51.30	9	5	4	2	2	0	0	2	2	1	0
Metal Workers & Plastic Workers	51.40	105	92	13	68	6	9	2	11	4	4	1
Printing Workers	51.50	15	15	0	14	0	1	0	0	0	0	0
Textile, Apparel, & Furnishings Workers	51.60	15	5	10	3	7	2	0	0	2	0	1
Woodworkers	51.70	2	2	0	2	0	0	0	0	0	0	0
Plant & System Operators	51.80	5	5	0	4	0	0	0	0	0	1	0
Other Production Occupations	51.90	204	151	53	95	33	21	1	24	12	11	7
<b>Transportation &amp; Material Moving Occupations</b>	<b>53</b>	<b>289</b>	<b>240</b>	<b>49</b>	<b>171</b>	<b>27</b>	<b>27</b>	<b>9</b>	<b>22</b>	<b>6</b>	<b>20</b>	<b>7</b>
Supervisors of Transportation & Material Moving Workers	53.10	5	3	2	1	0	1	0	1	1	0	1
Air Transportation Workers	53.20	2	2	0	2	0	0	0	0	0	0	0
Motor Vehicle Operators	53.30	160	134	26	96	17	17	3	13	3	8	3
Rail Transportation Workers	53.40	2	2	0	1	0	0	0	0	0	1	0
Water Transportation Workers	53.50	3	2	1	1	0	0	1	0	0	1	0
Other Transportation Workers	53.60	13	9	4	7	2	1	1	1	1	0	0
Material Moving Workers	53.70	92	77	15	55	7	7	4	6	1	9	3
Other Transportation & Material Moving Occupations	53.90	12	11	1	8	1	1	0	1	0	1	0
<b>Military Specific Occupations</b>	<b>55</b>	<b>12</b>	<b>12</b>	<b>0</b>	<b>8</b>	<b>0</b>	<b>1</b>	<b>0</b>	<b>1</b>	<b>0</b>	<b>2</b>	<b>0</b>
Military Enlisted Tactical Operations & Air/Weapon	55.30	11	11	0	7	0	1	0	1	0	2	0
Other Military Specific Occupations	55.90	1	1	0	1	0	0	0	0	0	0	0
<b>Unknown/Unclassifiable Occupations</b>	<b>99</b>	<b>439</b>	<b>236</b>	<b>203</b>	<b>174</b>	<b>125</b>	<b>14</b>	<b>27</b>	<b>15</b>	<b>21</b>	<b>33</b>	<b>30</b>
Unknown/Unclassifiable Occupations	99.90	439	236	203	174	125	14	27	15	21	33	30

Occupation	SOC Code	Total Applicants	Total Male	Total Female	White Male	White Female	Black Male	Black Female	Hispanic Male	Hispanic Female	Other Male	Other Female
<b>Total - All Occupations</b>	<b>00</b>	<b>2,732</b>	<b>1,707</b>	<b>1,025</b>	<b>1,391</b>	<b>792</b>	<b>66</b>	<b>29</b>	<b>112</b>	<b>92</b>	<b>138</b>	<b>112</b>
<b>Management Occupations</b>	<b>11</b>	<b>145</b>	<b>84</b>	<b>61</b>	<b>72</b>	<b>58</b>	<b>4</b>	<b>2</b>	<b>2</b>	<b>0</b>	<b>6</b>	<b>1</b>
Top Executives	11.10	42	24	18	22	17	1	0	0	0	1	1
Advertising, Marketing, Promotions, Public Rel. Occupations	11.20	27	17	10	14	9	0	1	1	0	2	0
Operations Specialties Managers	11.30	39	19	20	18	19	1	1	0	0	0	0
Other Management Occupations	11.90	37	24	13	18	13	2	0	1	0	3	0
<b>Business &amp; Financial Operations Occupations</b>	<b>13</b>	<b>55</b>	<b>27</b>	<b>28</b>	<b>21</b>	<b>24</b>	<b>2</b>	<b>1</b>	<b>2</b>	<b>1</b>	<b>2</b>	<b>2</b>
Business Operations Specialists	13.10	17	6	11	4	10	0	0	0	1	2	0
Financial Specialists	13.20	33	21	12	17	11	2	0	2	0	0	1
Other Business & Financial Operations Occupations	13.90	5	0	5	0	3	0	1	0	0	0	1
<b>Computer &amp; Mathematical Occupations</b>	<b>15</b>	<b>55</b>	<b>46</b>	<b>9</b>	<b>38</b>	<b>7</b>	<b>1</b>	<b>0</b>	<b>1</b>	<b>1</b>	<b>6</b>	<b>1</b>
Computer Specialists	15.10	54	45	9	37	7	1	0	1	1	6	1
Mathematical Scientists	15.20	1	1	0	1	0	0	0	0	0	0	0
<b>Architecture &amp; Engineering Occupations</b>	<b>17</b>	<b>63</b>	<b>54</b>	<b>9</b>	<b>48</b>	<b>8</b>	<b>2</b>	<b>0</b>	<b>1</b>	<b>0</b>	<b>3</b>	<b>1</b>
Architects, Surveyors, & Cartographers	17.10	2	2	0	1	0	0	0	0	0	1	0
Engineers	17.20	32	29	3	26	3	1	0	1	0	1	0
Drafters, Engineering, & Mapping Technicians	17.30	24	19	5	17	4	1	0	0	0	1	1
Other Architecture & Engineering Occupations	17.90	5	4	1	4	1	0	0	0	0	0	0
<b>Life, Physical, &amp; Social Science Occupations</b>	<b>19</b>	<b>9</b>	<b>2</b>	<b>7</b>	<b>2</b>	<b>5</b>	<b>0</b>	<b>0</b>	<b>0</b>	<b>0</b>	<b>0</b>	<b>2</b>
Life Scientists	19.10	1	1	0	1	0	0	0	0	0	0	0
Social Scientists & Related Workers	19.30	3	0	3	0	2	0	0	0	0	0	1
Life, Physical, & Social Science Technicians	19.40	4	1	3	1	2	0	0	0	0	0	1
Other Life, Physical, & Social Science Occupations	19.90	1	0	1	0	1	0	0	0	0	0	0
<b>Community &amp; Social Services Occupations</b>	<b>21</b>	<b>24</b>	<b>8</b>	<b>16</b>	<b>6</b>	<b>10</b>	<b>0</b>	<b>1</b>	<b>1</b>	<b>2</b>	<b>1</b>	<b>3</b>
Counselors, Social Workers, Other Cmty. & Soc. Svcs. Wkrs.	21.10	17	4	13	4	7	0	1	0	2	0	3
Other Community & Social Services Occupations	21.90	7	4	3	2	3	0	0	1	0	1	0
<b>Legal Occupations</b>	<b>23</b>	<b>11</b>	<b>2</b>	<b>9</b>	<b>2</b>	<b>6</b>	<b>0</b>	<b>0</b>	<b>0</b>	<b>2</b>	<b>0</b>	<b>1</b>
Legal Support Workers	23.20	7	1	6	1	4	0	0	0	1	0	1
Other Legal Occupations	23.90	4	1	3	1	2	0	0	0	1	0	0
<b>Education, Training, &amp; Library Occupations</b>	<b>25</b>	<b>25</b>	<b>7</b>	<b>18</b>	<b>6</b>	<b>14</b>	<b>0</b>	<b>0</b>	<b>1</b>	<b>2</b>	<b>0</b>	<b>2</b>
Postsecondary Teachers	25.10	5	3	2	2	2	0	0	1	0	0	0
Primary, Secondary & Special Ed. Teachers	25.20	8	4	4	4	3	0	0	0	0	0	1
Other Teachers & Instructors	25.30	3	0	3	0	2	0	0	0	0	0	1

Occupation	SOC Code	Total Applicants	Total Male	Total Female	White Male	White Female	Black Male	Black Female	Hispanic Male	Hispanic Female	Other Male	Other Female
Librarians, Curators, & Archivists	25.40	1	0	1	0	1	0	0	0	0	0	0
Other Education, Training, & Library Occupations	25.90	8	0	8	0	6	0	0	0	2	0	0
<b>Arts, Design, Entertainment, Sports, &amp; Media Occupations</b>	<b>27</b>	<b>35</b>	<b>22</b>	<b>13</b>	<b>18</b>	<b>13</b>	<b>1</b>	<b>0</b>	<b>0</b>	<b>0</b>	<b>3</b>	<b>0</b>
Art & Design Workers	27.10	19	9	10	9	10	0	0	0	0	0	0
Entertainers & Performers, Sports & Related Workers	27.20	3	3	0	1	0	0	0	0	0	2	0
Media & Communication Workers	27.30	10	8	2	6	2	1	0	0	0	1	0
Media & Communication Equipment Workers	27.40	2	1	1	1	1	0	0	0	0	0	0
Other Arts, Design, Entertainment, Sports, & Media Workers	27.90	1	1	0	1	0	0	0	0	0	0	0
<b>Healthcare Practitioners &amp; Technical Occupations</b>	<b>29</b>	<b>35</b>	<b>9</b>	<b>26</b>	<b>8</b>	<b>21</b>	<b>0</b>	<b>0</b>	<b>1</b>	<b>3</b>	<b>0</b>	<b>2</b>
Health Diagnosing & Treating Practitioners	29.10	10	4	6	4	5	0	0	0	1	0	0
Health Technologists & Technicians	29.20	18	5	13	4	11	0	0	1	1	0	1
Other Healthcare Practitioners & Technical Occupations	29.90	7	0	7	0	5	0	0	0	1	0	1
<b>Healthcare Support Occupations</b>	<b>31</b>	<b>131</b>	<b>12</b>	<b>119</b>	<b>6</b>	<b>93</b>	<b>1</b>	<b>3</b>	<b>3</b>	<b>13</b>	<b>2</b>	<b>10</b>
Nursing, Psychiatric, & Home Health Aides	31.10	98	9	89	6	72	1	3	2	7	0	7
Occupational & Physical Therapist Assistants & Aides	31.20	1	0	1	0	1	0	0	0	0	0	0
Other Healthcare Support Occupations	31.90	32	3	29	0	20	0	0	1	6	2	3
<b>Protective Service Occupations</b>	<b>33</b>	<b>12</b>	<b>10</b>	<b>2</b>	<b>8</b>	<b>0</b>	<b>0</b>	<b>0</b>	<b>2</b>	<b>1</b>	<b>0</b>	<b>1</b>
First-Line Supervisors/Mgrs. of Protective Service Workers	33.10	1	1	0	1	0	0	0	0	0	0	0
Law Enforcement Workers	33.30	2	1	1	1	0	0	0	0	0	0	1
Other Protective Service Workers	33.90	9	8	1	6	0	0	0	2	1	0	0
<b>Food Preparation &amp; Serving Related Occupations</b>	<b>35</b>	<b>122</b>	<b>49</b>	<b>73</b>	<b>30</b>	<b>62</b>	<b>2</b>	<b>2</b>	<b>9</b>	<b>4</b>	<b>8</b>	<b>5</b>
Supervisors of Food Preparation & Serving Workers	35.10	21	16	5	13	4	0	0	2	0	1	1
Cooks & Food Preparation Workers	35.20	41	21	20	13	15	1	1	4	3	3	1
Food & Beverage Serving Workers	35.30	46	5	41	2	37	0	1	2	0	1	3
Other Food Preparation & Serving Related Workers	35.90	14	7	7	2	6	1	0	1	1	3	0
<b>Building &amp; Grounds Cleaning &amp; Maintenance Occupations</b>	<b>37</b>	<b>148</b>	<b>121</b>	<b>27</b>	<b>102</b>	<b>19</b>	<b>2</b>	<b>1</b>	<b>7</b>	<b>2</b>	<b>10</b>	<b>5</b>
Supervisors of Bldg./Grounds Cleaning & Maintenance Wkrs.	37.10	4	2	2	1	2	0	0	1	0	0	0
Building Cleaning & Pest Control Workers	37.20	26	15	11	12	7	1	1	1	2	1	1
Grounds Maintenance Workers	37.30	107	94	13	82	9	1	0	4	0	7	4
Other Building & Grounds Cleaning & Maint. Occupations	37.90	11	10	1	7	1	0	0	1	0	2	0
<b>Personal Care &amp; Service Occupations</b>	<b>39</b>	<b>30</b>	<b>5</b>	<b>25</b>	<b>5</b>	<b>20</b>	<b>0</b>	<b>3</b>	<b>0</b>	<b>1</b>	<b>0</b>	<b>1</b>
Personal Appearance Workers	39.50	6	1	5	1	4	0	1	0	0	0	0
Other Personal Care & Service Workers	39.90	24	4	20	4	16	0	2	0	1	0	1

Occupation	SOC Code	Total Applicants	Total Male	Total Female	White Male	White Female	Black Male	Black Female	Hispanic Male	Hispanic Female	Other Male	Other Female
<b>Sales &amp; Related Occupations</b>	<b>41</b>	<b>180</b>	<b>84</b>	<b>96</b>	<b>75</b>	<b>80</b>	<b>6</b>	<b>5</b>	<b>2</b>	<b>3</b>	<b>1</b>	<b>8</b>
Supervisors of Sales Workers	41.10	23	13	10	12	9	0	1	0	0	1	0
Retail Sales Workers	41.20	98	40	58	33	47	5	4	2	2	0	5
Sales Representatives, Services	41.30	26	11	15	11	12	0	0	0	1	0	2
Sales Representatives, Wholesale & Manufacturing	41.40	17	13	4	13	4	0	0	0	0	0	0
Other Sales & Related Workers	41.90	16	7	9	6	8	1	0	0	0	0	1
<b>Office &amp; Administrative Support Occupations</b>	<b>43</b>	<b>337</b>	<b>80</b>	<b>257</b>	<b>61</b>	<b>217</b>	<b>5</b>	<b>7</b>	<b>7</b>	<b>13</b>	<b>7</b>	<b>20</b>
Supervisors of Office & Admin. Support Workers	43.10	2	0	2	0	1	0	0	0	1	0	0
Communications Equipment Operators	43.20	1	0	1	0	0	0	0	0	0	0	1
Financial Clerks	43.30	38	2	36	2	33	0	1	0	1	0	1
Information & Record Clerks	43.40	101	30	71	26	56	0	4	2	6	2	5
Material Recording, Scheduling, Dispatch., & Distr. Workers	43.50	39	27	12	18	11	2	0	4	0	3	1
Secretaries & Administrative Assistants	43.60	74	2	72	1	67	1	1	0	1	0	3
Other Office & Administrative Support Workers	43.90	82	19	63	14	49	2	1	1	4	2	9
<b>Farming, Fishing, &amp; Forestry Occupations</b>	<b>45</b>	<b>12</b>	<b>9</b>	<b>3</b>	<b>7</b>	<b>2</b>	<b>0</b>	<b>0</b>	<b>0</b>	<b>0</b>	<b>2</b>	<b>1</b>
Supervisors of Farming, Fishing, & Forestry Workers	45.10	1	1	0	1	0	0	0	0	0	0	0
Agricultural Workers	45.20	10	7	3	5	2	0	0	0	0	2	1
Other Farming, Fishing, & Forestry Workers	45.90	1	1	0	1	0	0	0	0	0	0	0
<b>Construction &amp; Extraction Occupations</b>	<b>47</b>	<b>531</b>	<b>520</b>	<b>11</b>	<b>452</b>	<b>11</b>	<b>11</b>	<b>0</b>	<b>15</b>	<b>0</b>	<b>42</b>	<b>0</b>
Supervisors of Construction & Extraction Workers	47.10	2	2	0	2	0	0	0	0	0	0	0
Construction Trades Workers	47.20	386	380	6	329	6	9	0	13	0	29	0
Helpers, Construction Trades	47.30	103	98	5	90	5	2	0	2	0	4	0
Other Construction & Related Workers	47.40	9	9	0	9	0	0	0	0	0	0	0
Other Construction & Extraction Occupations	47.90	31	31	0	22	0	0	0	0	0	9	0
<b>Installation, Maintenance, &amp; Repair Occupations</b>	<b>49</b>	<b>104</b>	<b>100</b>	<b>4</b>	<b>90</b>	<b>3</b>	<b>1</b>	<b>0</b>	<b>5</b>	<b>1</b>	<b>4</b>	<b>0</b>
Supervisors of Installation, Maintenance, & Repair Workers	49.10	2	2	0	2	0	0	0	0	0	0	0
Electrical & Electronic Equipment Mechanics, Installers	49.20	14	14	0	12	0	1	0	1	0	0	0
Vehicle & Mobile Equip. Mechanics, Installers, Repairers	49.30	30	30	0	29	0	0	0	1	0	0	0
Other Installation, Maintenance & Repair Occupations	49.90	58	54	4	47	3	0	0	3	1	4	0
<b>Production Occupations</b>	<b>51</b>	<b>346</b>	<b>220</b>	<b>126</b>	<b>158</b>	<b>70</b>	<b>12</b>	<b>3</b>	<b>37</b>	<b>38</b>	<b>13</b>	<b>15</b>
Supervisors of Production Workers	51.10	1	1	0	1	0	0	0	0	0	0	0
Assemblers & Fabricators	51.20	24	12	12	8	7	1	0	3	5	0	0
Food Processing Workers	51.30	2	1	1	1	1	0	0	0	0	0	0



Occupation	SOC Code	Total Applicants	Total Male	Total Female	White Male	White Female	Black Male	Black Female	Hispanic Male	Hispanic Female	Other Male	Other Female
Metal Workers & Plastic Workers	51.40	140	110	30	79	21	8	1	16	4	7	4
Printing Workers	51.50	11	10	1	9	0	0	0	1	1	0	0
Textile, Apparel, & Furnishings Workers	51.60	26	2	24	0	7	0	0	0	11	2	6
Woodworkers	51.70	9	9	0	7	0	1	0	1	0	0	0
Plant & System Operators	51.80	2	2	0	2	0	0	0	0	0	0	0
Other Production Occupations	51.90	131	73	58	51	34	2	2	16	17	4	5
<b>Transportation &amp; Material Moving Occupations</b>	<b>53</b>	<b>204</b>	<b>163</b>	<b>41</b>	<b>124</b>	<b>29</b>	<b>14</b>	<b>1</b>	<b>12</b>	<b>2</b>	<b>13</b>	<b>9</b>
Supervisors of Transportation & Material Moving Workers	53.10	2	2	0	1	0	1	0	0	0	0	0
Air Transportation Workers	53.20	1	1	0	1	0	0	0	0	0	0	0
Motor Vehicle Operators	53.30	104	90	14	73	12	6	0	6	1	5	1
Material Moving Workers	53.70	81	58	23	37	15	7	0	6	1	8	7
Other Transportation & Material Moving Occupations	53.90	16	12	4	12	2	0	1	0	0	0	1
<b>Unknown/Unclassifiable Occupations</b>	<b>99</b>	<b>118</b>	<b>73</b>	<b>45</b>	<b>52</b>	<b>20</b>	<b>2</b>	<b>0</b>	<b>4</b>	<b>3</b>	<b>15</b>	<b>22</b>
Unknown/Unclassifiable Occupations	99.90	118	73	45	52	20	2	0	4	3	15	22

Occupation	SOC Code	Total Applicants	Total Male	Total Female	White Male	White Female	Black Male	Black Female	Hispanic Male	Hispanic Female	Other Male	Other Female
<b>Total - All Occupations</b>	<b>00</b>	<b>8,339</b>	<b>5,005</b>	<b>3,334</b>	<b>2,906</b>	<b>1,641</b>	<b>736</b>	<b>632</b>	<b>956</b>	<b>809</b>	<b>407</b>	<b>252</b>
<b>Management Occupations</b>	<b>11</b>	<b>389</b>	<b>245</b>	<b>144</b>	<b>197</b>	<b>112</b>	<b>17</b>	<b>11</b>	<b>15</b>	<b>15</b>	<b>16</b>	<b>6</b>
Top Executives	11.10	94	62	32	54	21	0	5	2	5	6	1
Advertising, Marketing, Promotions, Public Rel. Occupations	11.20	93	56	37	47	31	2	1	3	3	4	2
Operations Specialties Managers	11.30	94	51	43	40	35	5	1	4	5	2	2
Other Management Occupations	11.90	108	76	32	56	25	10	4	6	2	4	1
<b>Business &amp; Financial Operations Occupations</b>	<b>13</b>	<b>274</b>	<b>137</b>	<b>137</b>	<b>100</b>	<b>92</b>	<b>15</b>	<b>21</b>	<b>14</b>	<b>14</b>	<b>8</b>	<b>10</b>
Business Operations Specialists	13.10	48	24	24	21	18	3	3	0	1	0	2
Financial Specialists	13.20	211	107	104	74	70	11	16	14	10	8	8
Other Business & Financial Operations Occupations	13.90	15	6	9	5	4	1	2	0	3	0	0
<b>Computer &amp; Mathematical Occupations</b>	<b>15</b>	<b>141</b>	<b>107</b>	<b>34</b>	<b>76</b>	<b>21</b>	<b>17</b>	<b>3</b>	<b>6</b>	<b>4</b>	<b>8</b>	<b>6</b>
Computer Specialists	15.10	131	101	30	74	18	16	2	6	4	5	6
Other Computer & Mathematical Occupations	15.90	10	6	4	2	3	1	1	0	0	3	0
<b>Architecture &amp; Engineering Occupations</b>	<b>17</b>	<b>104</b>	<b>88</b>	<b>16</b>	<b>71</b>	<b>10</b>	<b>4</b>	<b>0</b>	<b>6</b>	<b>3</b>	<b>7</b>	<b>3</b>
Architects, Surveyors, & Cartographers	17.10	7	5	2	4	0	0	0	1	0	0	2
Engineers	17.20	64	53	11	44	9	1	0	5	1	3	1
Drafters, Engineering, & Mapping Technicians	17.30	30	27	3	21	1	3	0	0	2	3	0
Other Architecture & Engineering Occupations	17.90	3	3	0	2	0	0	0	0	0	1	0
<b>Life, Physical, &amp; Social Science Occupations</b>	<b>19</b>	<b>34</b>	<b>16</b>	<b>18</b>	<b>13</b>	<b>13</b>	<b>0</b>	<b>1</b>	<b>2</b>	<b>2</b>	<b>1</b>	<b>2</b>
Life Scientists	19.10	4	2	2	1	0	0	0	1	1	0	1
Physical Scientists	19.20	6	5	1	4	1	0	0	1	0	0	0
Social Scientists & Related Workers	19.30	17	6	11	5	8	0	1	0	1	1	1
Life, Physical, & Social Science Technicians	19.40	5	3	2	3	2	0	0	0	0	0	0
Other Life, Physical, & Social Science Occupations	19.90	2	0	2	0	2	0	0	0	0	0	0
<b>Community &amp; Social Services Occupations</b>	<b>21</b>	<b>117</b>	<b>39</b>	<b>78</b>	<b>10</b>	<b>23</b>	<b>20</b>	<b>34</b>	<b>6</b>	<b>18</b>	<b>3</b>	<b>3</b>
Counselors, Social Workers, Other Cmty. & Soc. Svcs. Wkrs.	21.10	95	30	65	6	20	17	29	4	14	3	2
Religious Workers	21.20	2	1	1	0	0	0	1	1	0	0	0
Other Community & Social Services Occupations	21.90	20	8	12	4	3	3	4	1	4	0	1
<b>Legal Occupations</b>	<b>23</b>	<b>32</b>	<b>9</b>	<b>23</b>	<b>6</b>	<b>16</b>	<b>0</b>	<b>2</b>	<b>1</b>	<b>5</b>	<b>2</b>	<b>0</b>
Lawyers, Judges, & Related Workers	23.10	7	5	2	4	1	0	1	0	0	1	0
Legal Support Workers	23.20	22	3	19	2	15	0	1	1	3	0	0
Other Legal Occupations	23.90	3	1	2	0	0	0	0	0	2	1	0
<b>Education, Training, &amp; Library Occupations</b>	<b>25</b>	<b>83</b>	<b>26</b>	<b>57</b>	<b>16</b>	<b>23</b>	<b>7</b>	<b>14</b>	<b>1</b>	<b>18</b>	<b>2</b>	<b>2</b>
Postsecondary Teachers	25.10	11	3	8	2	2	1	3	0	2	0	1

Occupation	SOC Code	Total Applicants	Total Male	Total Female	White Male	White Female	Black Male	Black Female	Hispanic Male	Hispanic Female	Other Male	Other Female
<b>Education, Training, &amp; Library Occupations</b>	<b>25</b>	<b>83</b>	<b>26</b>	<b>57</b>	<b>16</b>	<b>23</b>	<b>7</b>	<b>14</b>	<b>1</b>	<b>18</b>	<b>2</b>	<b>2</b>
Postsecondary Teachers	25.10	11	3	8	2	2	1	3	0	2	0	1
Primary, Secondary & Special Ed. Teachers	25.20	22	12	10	6	5	4	4	0	1	2	0
Other Teachers & Instructors	25.30	8	3	5	3	4	0	0	0	0	0	1
Other Education, Training, & Library Occupations	25.90	42	8	34	5	12	2	7	1	15	0	0
<b>Arts, Design, Entertainment, Sports, &amp; Media Occupations</b>	<b>27</b>	<b>72</b>	<b>34</b>	<b>38</b>	<b>22</b>	<b>30</b>	<b>6</b>	<b>5</b>	<b>3</b>	<b>1</b>	<b>3</b>	<b>2</b>
Art & Design Workers	27.10	44	17	27	11	22	3	4	2	0	1	1
Entertainers & Performers, Sports & Related Workers	27.20	5	5	0	3	0	1	0	1	0	0	0
Media & Communication Workers	27.30	14	7	7	7	6	0	1	0	0	0	0
Media & Communication Equipment Workers	27.40	4	2	2	1	1	1	0	0	1	0	0
Other Arts, Design, Entertainment, Sports, & Media Workers	27.90	5	3	2	0	1	1	0	0	0	2	1
<b>Healthcare Practitioners &amp; Technical Occupations</b>	<b>29</b>	<b>102</b>	<b>21</b>	<b>81</b>	<b>14</b>	<b>42</b>	<b>3</b>	<b>15</b>	<b>1</b>	<b>19</b>	<b>3</b>	<b>5</b>
Health Diagnosing & Treating Practitioners	29.10	33	6	27	5	17	0	2	0	6	1	2
Health Technologists & Technicians	29.20	43	8	35	4	20	2	5	0	8	2	2
Other Healthcare Practitioners & Technical Occupations	29.90	26	7	19	5	5	1	8	1	5	0	1
<b>Healthcare Support Occupations</b>	<b>31</b>	<b>390</b>	<b>40</b>	<b>350</b>	<b>10</b>	<b>115</b>	<b>21</b>	<b>121</b>	<b>6</b>	<b>94</b>	<b>3</b>	<b>20</b>
Nursing, Psychiatric, & Home Health Aides	31.10	284	28	256	7	69	14	99	4	72	3	16
Occupational & Physical Therapist Assistants & Aides	31.20	2	0	2	0	0	0	0	0	1	0	1
Other Healthcare Support Occupations	31.90	104	12	92	3	46	7	22	2	21	0	3
<b>Protective Service Occupations</b>	<b>33</b>	<b>74</b>	<b>56</b>	<b>18</b>	<b>33</b>	<b>4</b>	<b>5</b>	<b>3</b>	<b>13</b>	<b>6</b>	<b>5</b>	<b>5</b>
First-Line Supervisors/Mgrs. of Protective Service Workers	33.10	1	1	0	1	0	0	0	0	0	0	0
Fire Fighting & Prevention Workers	33.20	2	1	1	0	0	1	0	0	0	0	1
Law Enforcement Workers	33.30	13	12	1	8	0	1	1	2	0	1	0
Other Protective Service Workers	33.90	58	42	16	24	4	3	2	11	6	4	4
<b>Food Preparation &amp; Serving Related Occupations</b>	<b>35</b>	<b>334</b>	<b>191</b>	<b>143</b>	<b>79</b>	<b>82</b>	<b>54</b>	<b>30</b>	<b>46</b>	<b>26</b>	<b>12</b>	<b>5</b>
Supervisors of Food Preparation & Serving Workers	35.10	38	33	5	19	4	7	1	6	0	1	0
Cooks & Food Preparation Workers	35.20	122	84	38	38	14	20	13	21	9	5	2
Food & Beverage Serving Workers	35.30	117	36	81	13	58	13	9	7	11	3	3
Other Food Preparation & Serving Related Workers	35.90	57	38	19	9	6	14	7	12	6	3	0
<b>Building &amp; Grounds Cleaning &amp; Maintenance Occupations</b>	<b>37</b>	<b>292</b>	<b>242</b>	<b>50</b>	<b>111</b>	<b>20</b>	<b>34</b>	<b>15</b>	<b>82</b>	<b>14</b>	<b>15</b>	<b>1</b>
Supervisors of Bldg./Grounds Cleaning & Maintenance Wkrs.	37.10	10	5	5	3	2	1	2	1	1	0	0
Building Cleaning & Pest Control Workers	37.20	90	58	32	19	8	19	13	16	11	4	0
Grounds Maintenance Workers	37.30	171	160	11	85	9	11	0	57	1	7	1
Other Building & Grounds Cleaning & Maint. Occupations	37.90	21	19	2	4	1	3	0	8	1	4	0

Occupation	SOC Code	Total Applicants	Total Male	Total Female	White Male	White Female	Black Male	Black Female	Hispanic Male	Hispanic Female	Other Male	Other Female
<b>Personal Care &amp; Service Occupations</b>	<b>39</b>	<b>72</b>	<b>14</b>	<b>58</b>	<b>2</b>	<b>30</b>	<b>7</b>	<b>14</b>	<b>3</b>	<b>11</b>	<b>2</b>	<b>3</b>
Animal Care & Service Workers	39.20	2	0	2	0	2	0	0	0	0	0	0
Entertainment Attendants & Related Workers	39.30	6	5	1	0	0	3	0	1	1	1	0
Personal Appearance Workers	39.50	17	2	15	0	11	1	0	1	2	0	2
Transportation, Tourism, & Lodging Attendants	39.60	3	1	2	0	0	1	1	0	1	0	0
Other Personal Care & Service Workers	39.90	44	6	38	2	17	2	13	1	7	1	1
<b>Sales &amp; Related Occupations</b>	<b>41</b>	<b>758</b>	<b>316</b>	<b>442</b>	<b>195</b>	<b>204</b>	<b>38</b>	<b>92</b>	<b>55</b>	<b>121</b>	<b>28</b>	<b>25</b>
Supervisors of Sales Workers	41.10	69	40	29	32	17	3	2	4	8	1	2
Retail Sales Workers	41.20	523	189	334	102	140	24	76	41	102	22	16
Sales Representatives, Services	41.30	67	37	30	31	23	4	2	0	3	2	2
Sales Representatives, Wholesale & Manufacturing	41.40	13	8	5	5	4	1	0	2	0	0	1
Other Sales & Related Workers	41.90	86	42	44	25	20	6	12	8	8	3	4
<b>Office &amp; Administrative Support Occupations</b>	<b>43</b>	<b>1,224</b>	<b>412</b>	<b>812</b>	<b>215</b>	<b>476</b>	<b>69</b>	<b>138</b>	<b>78</b>	<b>132</b>	<b>50</b>	<b>66</b>
Supervisors of Office & Admin. Support Workers	43.10	3	1	2	1	1	0	0	0	1	0	0
Communications Equipment Operators	43.20	3	2	1	0	0	1	0	0	1	1	0
Financial Clerks	43.30	101	11	90	8	61	1	7	2	9	0	13
Information & Record Clerks	43.40	523	212	311	129	163	30	60	23	54	30	34
Material Recording, Scheduling, Dispatch., & Distr. Workers	43.50	152	118	34	43	15	25	3	40	14	10	2
Secretaries & Administrative Assistants	43.60	183	12	171	6	116	2	30	2	18	2	7
Other Office & Administrative Support Workers	43.90	259	56	203	28	120	10	38	11	35	7	10
<b>Farming, Fishing, &amp; Forestry Occupations</b>	<b>45</b>	<b>13</b>	<b>8</b>	<b>5</b>	<b>5</b>	<b>4</b>	<b>0</b>	<b>0</b>	<b>3</b>	<b>1</b>	<b>0</b>	<b>0</b>
Supervisors of Farming, Fishing, & Forestry Workers	45.10	1	1	0	1	0	0	0	0	0	0	0
Agricultural Workers	45.20	10	5	5	2	4	0	0	3	1	0	0
Forest, Conservation, & Logging Workers	45.40	1	1	0	1	0	0	0	0	0	0	0
Other Farming, Fishing, & Forestry Workers	45.90	1	1	0	1	0	0	0	0	0	0	0
<b>Construction &amp; Extraction Occupations</b>	<b>47</b>	<b>1,029</b>	<b>1,010</b>	<b>19</b>	<b>699</b>	<b>11</b>	<b>90</b>	<b>3</b>	<b>143</b>	<b>3</b>	<b>78</b>	<b>2</b>
Supervisors of Construction & Extraction Workers	47.10	4	4	0	2	0	1	0	0	0	1	0
Construction Trades Workers	47.20	802	791	11	544	6	68	1	116	2	63	2
Helpers, Construction Trades	47.30	82	78	4	57	2	5	1	11	1	5	0
Other Construction & Related Workers	47.40	16	14	2	5	2	4	0	5	0	0	0
Extraction Workers	47.50	5	4	1	3	1	1	0	0	0	0	0
Other Construction & Extraction Occupations	47.90	120	119	1	88	0	11	1	11	0	9	0

Occupation	SOC Code	Total Applicants	Total Male	Total Female	White Male	White Female	Black Male	Black Female	Hispanic Male	Hispanic Female	Other Male	Other Female
<b>Installation, Maintenance, &amp; Repair Occupations</b>	<b>49</b>	<b>305</b>	<b>298</b>	<b>7</b>	<b>185</b>	<b>5</b>	<b>35</b>	<b>1</b>	<b>57</b>	<b>1</b>	<b>21</b>	<b>0</b>
Supervisors of Installation, Maintenance, & Repair Workers	49.10	3	3	0	2	0	0	0	0	0	1	0
Electrical & Electronic Equipment Mechanics, Installers	49.20	51	50	1	26	1	9	0	12	0	3	0
Vehicle & Mobile Equip. Mechanics, Installers, Repairers	49.30	66	64	2	39	0	8	1	12	1	5	0
Other Installation, Maintenance & Repair Occupations	49.90	185	181	4	118	4	18	0	33	0	12	0
<b>Production Occupations</b>	<b>51</b>	<b>1,231</b>	<b>817</b>	<b>414</b>	<b>395</b>	<b>148</b>	<b>141</b>	<b>51</b>	<b>230</b>	<b>179</b>	<b>51</b>	<b>36</b>
Supervisors of Production Workers	51.10	11	9	2	6	1	2	0	1	1	0	0
Assemblers & Fabricators	51.20	33	14	19	5	5	3	3	5	10	1	1
Food Processing Workers	51.30	9	5	4	3	2	1	2	1	0	0	0
Metal Workers & Plastic Workers	51.40	549	423	126	217	52	61	10	115	52	30	12
Printing Workers	51.50	26	24	2	17	0	0	1	3	1	4	0
Textile, Apparel, & Furnishings Workers	51.60	18	9	9	4	2	2	1	3	4	0	2
Woodworkers	51.70	2	2	0	1	0	0	0	1	0	0	0
Plant & System Operators	51.80	2	2	0	2	0	0	0	0	0	0	0
Other Production Occupations	51.90	581	329	252	140	86	72	34	101	111	16	21
<b>Transportation &amp; Material Moving Occupations</b>	<b>53</b>	<b>712</b>	<b>560</b>	<b>152</b>	<b>264</b>	<b>38</b>	<b>120</b>	<b>27</b>	<b>140</b>	<b>77</b>	<b>36</b>	<b>10</b>
Supervisors of Transportation & Material Moving Workers	53.10	3	3	0	1	0	2	0	0	0	0	0
Air Transportation Workers	53.20	4	4	0	4	0	0	0	0	0	0	0
Motor Vehicle Operators	53.30	323	288	35	167	18	45	8	57	7	19	2
Rail Transportation Workers	53.40	2	2	0	2	0	0	0	0	0	0	0
Water Transportation Workers	53.50	2	2	0	2	0	0	0	0	0	0	0
Other Transportation Workers	53.60	9	8	1	5	1	1	0	1	0	1	0
Material Moving Workers	53.70	339	229	110	73	17	64	18	76	68	16	7
Other Transportation & Material Moving Occupations	53.90	30	24	6	10	2	8	1	6	2	0	1
<b>Military Specific Occupations</b>	<b>55</b>	<b>8</b>	<b>8</b>	<b>0</b>	<b>3</b>	<b>0</b>	<b>1</b>	<b>0</b>	<b>2</b>	<b>0</b>	<b>2</b>	<b>0</b>
Military Officer Special & Tactical Operations Leaders/Mgrs.	55.10	2	2	0	1	0	1	0	0	0	0	0
First-Line Enlisted Military Supervisor/Managers	55.20	1	1	0	0	0	0	0	0	0	1	0
Military Enlisted Tactical Operations & Air/Weapon	55.30	5	5	0	2	0	0	0	2	0	1	0
<b>Unknown/Unclassifiable Occupations</b>	<b>99</b>	<b>549</b>	<b>311</b>	<b>238</b>	<b>185</b>	<b>122</b>	<b>32</b>	<b>31</b>	<b>43</b>	<b>45</b>	<b>51</b>	<b>40</b>
Unknown/Unclassifiable Occupations	99.90	549	311	238	185	122	32	31	43	45	51	40

Occupation	SOC Code	Total Applicants	Total Male	Total Female	White Male	White Female	Black Male	Black Female	Hispanic Male	Hispanic Female	Other Male	Other Female
<b>Total - All Occupations</b>	<b>00</b>	<b>5,258</b>	<b>3,230</b>	<b>2,028</b>	<b>2,596</b>	<b>1,558</b>	<b>91</b>	<b>74</b>	<b>260</b>	<b>240</b>	<b>283</b>	<b>156</b>
<b>Management Occupations</b>	<b>11</b>	<b>318</b>	<b>187</b>	<b>131</b>	<b>162</b>	<b>113</b>	<b>5</b>	<b>1</b>	<b>5</b>	<b>10</b>	<b>15</b>	<b>7</b>
Top Executives	11.10	109	70	39	57	30	1	0	3	6	9	3
Advertising, Marketing, Promotions, Public Rel. Occupations	11.20	60	34	26	32	21	1	1	1	3	0	1
Operations Specialties Managers	11.30	65	32	33	29	30	1	0	0	1	2	2
Other Management Occupations	11.90	84	51	33	44	32	2	0	1	0	4	1
<b>Business &amp; Financial Operations Occupations</b>	<b>13</b>	<b>121</b>	<b>61</b>	<b>60</b>	<b>51</b>	<b>53</b>	<b>4</b>	<b>1</b>	<b>1</b>	<b>1</b>	<b>5</b>	<b>5</b>
Business Operations Specialists	13.10	50	28	22	25	19	1	0	0	1	2	2
Financial Specialists	13.20	48	22	26	17	24	2	0	0	0	3	2
Other Business & Financial Operations Occupations	13.90	23	11	12	9	10	1	1	1	0	0	1
<b>Computer &amp; Mathematical Occupations</b>	<b>15</b>	<b>97</b>	<b>76</b>	<b>21</b>	<b>71</b>	<b>19</b>	<b>1</b>	<b>0</b>	<b>1</b>	<b>2</b>	<b>3</b>	<b>0</b>
Computer Specialists	15.10	86	67	19	63	17	1	0	1	2	2	0
Mathematical Scientists	15.20	1	0	1	0	1	0	0	0	0	0	0
Other Computer & Mathematical Occupations	15.90	10	9	1	8	1	0	0	0	0	1	0
<b>Architecture &amp; Engineering Occupations</b>	<b>17</b>	<b>88</b>	<b>75</b>	<b>13</b>	<b>69</b>	<b>11</b>	<b>3</b>	<b>0</b>	<b>1</b>	<b>1</b>	<b>2</b>	<b>1</b>
Architects, Surveyors, & Cartographers	17.10	6	5	1	5	1	0	0	0	0	0	0
Engineers	17.20	53	48	5	43	5	3	0	1	0	1	0
Drafters, Engineering, & Mapping Technicians	17.30	23	17	6	16	4	0	0	0	1	1	1
Other Architecture & Engineering Occupations	17.90	6	5	1	5	1	0	0	0	0	0	0
<b>Life, Physical, &amp; Social Science Occupations</b>	<b>19</b>	<b>21</b>	<b>12</b>	<b>9</b>	<b>9</b>	<b>6</b>	<b>0</b>	<b>0</b>	<b>0</b>	<b>2</b>	<b>3</b>	<b>1</b>
Physical Scientists	19.20	7	5	2	4	2	0	0	0	0	1	0
Social Scientists & Related Workers	19.30	8	6	2	5	1	0	0	0	1	1	0
Life, Physical, & Social Science Technicians	19.40	4	1	3	0	2	0	0	0	0	1	1
Other Life, Physical, & Social Science Occupations	19.90	2	0	2	0	1	0	0	0	1	0	0
<b>Community &amp; Social Services Occupations</b>	<b>21</b>	<b>81</b>	<b>31</b>	<b>50</b>	<b>19</b>	<b>36</b>	<b>2</b>	<b>4</b>	<b>7</b>	<b>8</b>	<b>3</b>	<b>2</b>
Counselors, Social Workers, Other Cmty. & Soc. Svcs. Wkrs.	21.10	50	14	36	9	26	1	2	3	7	1	1
Religious Workers	21.20	2	1	1	0	1	0	0	0	0	1	0
Other Community & Social Services Occupations	21.90	29	16	13	10	9	1	2	4	1	1	1
<b>Legal Occupations</b>	<b>23</b>	<b>21</b>	<b>7</b>	<b>14</b>	<b>5</b>	<b>12</b>	<b>0</b>	<b>0</b>	<b>1</b>	<b>2</b>	<b>1</b>	<b>0</b>
Lawyers, Judges, & Related Workers	23.10	2	1	1	0	1	0	0	0	0	1	0
Legal Support Workers	23.20	17	5	12	4	10	0	0	1	2	0	0
Other Legal Occupations	23.90	2	1	1	1	1	0	0	0	0	0	0

Occupation	SOC Code	Total Applicants	Total Male	Total Female	White Male	White Female	Black Male	Black Female	Hispanic Male	Hispanic Female	Other Male	Other Female
<b>Education, Training, &amp; Library Occupations</b>	<b>25</b>	<b>68</b>	<b>13</b>	<b>55</b>	<b>8</b>	<b>43</b>	<b>1</b>	<b>3</b>	<b>2</b>	<b>7</b>	<b>2</b>	<b>2</b>
Postsecondary Teachers	25.10	11	3	8	1	6	0	2	1	0	1	0
Primary, Secondary & Special Ed. Teachers	25.20	17	4	13	2	11	0	0	1	2	1	0
Other Teachers & Instructors	25.30	9	2	7	2	5	0	0	0	2	0	0
Other Education, Training, & Library Occupations	25.90	31	4	27	3	21	1	1	0	3	0	2
<b>Arts, Design, Entertainment, Sports, &amp; Media Occupations</b>	<b>27</b>	<b>34</b>	<b>17</b>	<b>17</b>	<b>11</b>	<b>14</b>	<b>1</b>	<b>0</b>	<b>0</b>	<b>0</b>	<b>5</b>	<b>3</b>
Art & Design Workers	27.10	19	11	8	8	7	0	0	0	0	3	1
Entertainers & Performers, Sports & Related Workers	27.20	5	2	3	0	2	1	0	0	0	1	1
Media & Communication Workers	27.30	5	1	4	1	4	0	0	0	0	0	0
Media & Communication Equipment Workers	27.40	2	1	1	1	1	0	0	0	0	0	0
Other Arts, Design, Entertainment, Sports, & Media Workers	27.90	3	2	1	1	0	0	0	0	0	1	1
<b>Healthcare Practitioners &amp; Technical Occupations</b>	<b>29</b>	<b>57</b>	<b>12</b>	<b>45</b>	<b>9</b>	<b>35</b>	<b>1</b>	<b>2</b>	<b>2</b>	<b>5</b>	<b>0</b>	<b>3</b>
Health Diagnosing & Treating Practitioners	29.10	16	3	13	3	9	0	1	0	1	0	2
Health Technologists & Technicians	29.20	32	7	25	5	23	0	1	2	0	0	1
Other Healthcare Practitioners & Technical Occupations	29.90	9	2	7	1	3	1	0	0	4	0	0
<b>Healthcare Support Occupations</b>	<b>31</b>	<b>178</b>	<b>18</b>	<b>160</b>	<b>13</b>	<b>109</b>	<b>2</b>	<b>15</b>	<b>1</b>	<b>27</b>	<b>2</b>	<b>9</b>
Nursing, Psychiatric, & Home Health Aides	31.10	113	13	100	9	68	2	7	1	18	1	7
Other Healthcare Support Occupations	31.90	65	5	60	4	41	0	8	0	9	1	2
<b>Protective Service Occupations</b>	<b>33</b>	<b>38</b>	<b>31</b>	<b>7</b>	<b>17</b>	<b>5</b>	<b>1</b>	<b>0</b>	<b>8</b>	<b>0</b>	<b>5</b>	<b>2</b>
First-Line Supervisors/Mgrs. of Protective Service Workers	33.10	1	1	0	0	0	0	0	0	0	1	0
Fire Fighting & Prevention Workers	33.20	3	3	0	1	0	0	0	2	0	0	0
Law Enforcement Workers	33.30	10	8	2	7	1	0	0	0	0	1	1
Other Protective Service Workers	33.90	24	19	5	9	4	1	0	6	0	3	1
<b>Food Preparation &amp; Serving Related Occupations</b>	<b>35</b>	<b>277</b>	<b>128</b>	<b>149</b>	<b>78</b>	<b>115</b>	<b>10</b>	<b>8</b>	<b>26</b>	<b>18</b>	<b>14</b>	<b>8</b>
Supervisors of Food Preparation & Serving Workers	35.10	18	13	5	9	3	1	0	1	0	2	2
Cooks & Food Preparation Workers	35.20	118	69	49	47	33	3	3	14	9	5	4
Food & Beverage Serving Workers	35.30	107	25	82	12	71	4	3	5	7	4	1
Other Food Preparation & Serving Related Workers	35.90	34	21	13	10	8	2	2	6	2	3	1
<b>Building &amp; Grounds Cleaning &amp; Maintenance Occupations</b>	<b>37</b>	<b>230</b>	<b>175</b>	<b>55</b>	<b>134</b>	<b>32</b>	<b>2</b>	<b>2</b>	<b>29</b>	<b>18</b>	<b>10</b>	<b>3</b>
Supervisors of Bldg./Grounds Cleaning & Maintenance Wkrs.	37.10	13	9	4	4	3	0	0	4	1	1	0
Building Cleaning & Pest Control Workers	37.20	77	38	39	21	21	1	2	14	14	2	2
Grounds Maintenance Workers	37.30	119	112	7	101	6	1	0	6	0	4	1
Other Building & Grounds Cleaning & Maint. Occupations	37.90	21	16	5	8	2	0	0	5	3	3	0



Occupation	SOC Code	Total Applicants	Total Male	Total Female	White Male	White Female	Black Male	Black Female	Hispanic Male	Hispanic Female	Other Male	Other Female
<b>Personal Care &amp; Service Occupations</b>	<b>39</b>	<b>68</b>	<b>10</b>	<b>58</b>	<b>8</b>	<b>42</b>	<b>1</b>	<b>4</b>	<b>0</b>	<b>10</b>	<b>1</b>	<b>2</b>
Animal Care & Service Workers	39.20	2	0	2	0	1	0	0	0	1	0	0
Entertainment Attendants & Related Workers	39.30	10	6	4	5	3	1	1	0	0	0	0
Personal Appearance Workers	39.50	14	0	14	0	10	0	0	0	3	0	1
Other Personal Care & Service Workers	39.90	42	4	38	3	28	0	3	0	6	1	1
<b>Sales &amp; Related Occupations</b>	<b>41</b>	<b>425</b>	<b>175</b>	<b>250</b>	<b>138</b>	<b>186</b>	<b>6</b>	<b>10</b>	<b>18</b>	<b>33</b>	<b>13</b>	<b>21</b>
Supervisors of Sales Workers	41.10	54	26	28	20	23	0	1	5	2	1	2
Retail Sales Workers	41.20	266	99	167	74	118	5	7	12	27	8	15
Sales Representatives, Services	41.30	42	18	24	15	19	1	1	1	2	1	2
Sales Representatives, Wholesale & Manufacturing	41.40	11	9	2	8	2	0	0	0	0	1	0
Other Sales & Related Workers	41.90	52	23	29	21	24	0	1	0	2	2	2
<b>Office &amp; Administrative Support Occupations</b>	<b>43</b>	<b>687</b>	<b>169</b>	<b>518</b>	<b>129</b>	<b>417</b>	<b>5</b>	<b>16</b>	<b>18</b>	<b>43</b>	<b>17</b>	<b>42</b>
Supervisors of Office & Admin. Support Workers	43.10	3	0	3	0	3	0	0	0	0	0	0
Communications Equipment Operators	43.20	1	0	1	0	1	0	0	0	0	0	0
Financial Clerks	43.30	65	8	57	8	46	0	3	0	5	0	3
Information & Record Clerks	43.40	225	63	162	46	132	2	3	4	14	11	13
Material Recording, Scheduling, Dispatch., & Distr. Workers	43.50	87	56	31	44	23	3	1	7	2	2	5
Secretaries & Administrative Assistants	43.60	136	11	125	11	104	0	4	0	6	0	11
Other Office & Administrative Support Workers	43.90	170	31	139	20	108	0	5	7	16	4	10
<b>Farming, Fishing, &amp; Forestry Occupations</b>	<b>45</b>	<b>26</b>	<b>22</b>	<b>4</b>	<b>19</b>	<b>2</b>	<b>0</b>	<b>0</b>	<b>2</b>	<b>1</b>	<b>1</b>	<b>1</b>
Supervisors of Farming, Fishing, & Forestry Workers	45.10	1	0	1	0	0	0	0	0	0	0	1
Agricultural Workers	45.20	16	13	3	10	2	0	0	2	1	1	0
Fishing & Hunting Workers	45.30	1	1	0	1	0	0	0	0	0	0	0
Forest, Conservation, & Logging Workers	45.40	3	3	0	3	0	0	0	0	0	0	0
Other Farming, Fishing, & Forestry Workers	45.90	5	5	0	5	0	0	0	0	0	0	0
<b>Construction &amp; Extraction Occupations</b>	<b>47</b>	<b>890</b>	<b>868</b>	<b>22</b>	<b>747</b>	<b>19</b>	<b>17</b>	<b>0</b>	<b>34</b>	<b>2</b>	<b>70</b>	<b>1</b>
Supervisors of Construction & Extraction Workers	47.10	7	7	0	6	0	0	0	1	0	0	0
Construction Trades Workers	47.20	625	612	13	524	12	13	0	23	1	52	0
Helpers, Construction Trades	47.30	177	174	3	161	3	2	0	4	0	7	0
Other Construction & Related Workers	47.40	19	16	3	10	1	1	0	3	1	2	1
Other Construction & Extraction Occupations	47.90	62	59	3	46	3	1	0	3	0	9	0
<b>Installation, Maintenance, &amp; Repair Occupations</b>	<b>49</b>	<b>234</b>	<b>221</b>	<b>13</b>	<b>189</b>	<b>8</b>	<b>5</b>	<b>0</b>	<b>12</b>	<b>5</b>	<b>15</b>	<b>0</b>
Supervisors of Installation, Maintenance, & Repair Workers	49.10	1	1	0	1	0	0	0	0	0	0	0

Occupation	SOC Code	Total Applicants	Total Male	Total Female	White Male	White Female	Black Male	Black Female	Hispanic Male	Hispanic Female	Other Male	Other Female
Electrical & Electronic Equip. Mechanics & Installers	49.20	22	19	3	17	3	1	0	0	0	1	0
Vehicle & Mobile Equip. Mechanics, Installers, Repairers	49.30	92	89	3	79	3	1	0	5	0	4	0
Other Installation, Maintenance & Repair Occupations	49.90	119	112	7	92	2	3	0	7	5	10	0
<b>Production Occupations</b>	<b>51</b>	<b>632</b>	<b>437</b>	<b>195</b>	<b>332</b>	<b>147</b>	<b>13</b>	<b>6</b>	<b>55</b>	<b>29</b>	<b>37</b>	<b>13</b>
Supervisors of Production Workers	51.10	4	3	1	2	1	0	0	1	0	0	0
Assemblers & Fabricators	51.20	23	13	10	9	8	0	0	4	2	0	0
Food Processing Workers	51.30	6	2	4	1	3	0	0	0	1	1	0
Metal Workers & Plastic Workers	51.40	219	178	41	144	33	1	1	17	4	16	3
Printing Workers	51.50	14	10	4	8	3	1	0	0	1	1	0
Textile, Apparel, & Furnishings Workers	51.60	16	6	10	2	3	2	0	2	6	0	1
Woodworkers	51.70	3	2	1	2	1	0	0	0	0	0	0
Plant & System Operators	51.80	3	3	0	2	0	0	0	1	0	0	0
Other Production Occupations	51.90	344	220	124	162	95	9	5	30	15	19	9
<b>Transportation &amp; Material Moving Occupations</b>	<b>53</b>	<b>451</b>	<b>351</b>	<b>100</b>	<b>282</b>	<b>72</b>	<b>7</b>	<b>2</b>	<b>27</b>	<b>11</b>	<b>35</b>	<b>15</b>
Supervisors, Transportation & Material Moving Workers	53.10	2	2	0	2	0	0	0	0	0	0	0
Air Transportation Workers	53.20	5	3	2	3	1	0	0	0	1	0	0
Motor Vehicle Operators	53.30	208	173	35	148	29	3	0	9	2	13	4
Water Transportation Workers	53.50	3	1	2	0	1	0	0	1	1	0	0
Other Transportation Workers	53.60	5	3	2	2	2	0	0	1	0	0	0
Material Moving Workers	53.70	186	132	54	99	37	4	1	11	7	18	9
Other Transportation & Material Moving Occupations	53.90	42	37	5	28	2	0	1	5	0	4	2
<b>Military Specific Occupations</b>	<b>55</b>	<b>3</b>	<b>3</b>	<b>0</b>	<b>1</b>	<b>0</b>	<b>0</b>	<b>0</b>	<b>0</b>	<b>0</b>	<b>2</b>	<b>0</b>
Military Officer Special & Tactical Op's Leaders/Managers	55.10	2	2	0	1	0	0	0	0	0	1	0
Military Enlisted Tactical Operations & Air/Weapon	55.30	1	1	0	0	0	0	0	0	0	1	0
<b>Unknown/Unclassifiable Occupations</b>	<b>99</b>	<b>213</b>	<b>131</b>	<b>82</b>	<b>95</b>	<b>62</b>	<b>4</b>	<b>0</b>	<b>10</b>	<b>5</b>	<b>22</b>	<b>15</b>
Unknown/Unclassifiable Occupations	99.90	213	131	82	95	62	4	0	10	5	22	15