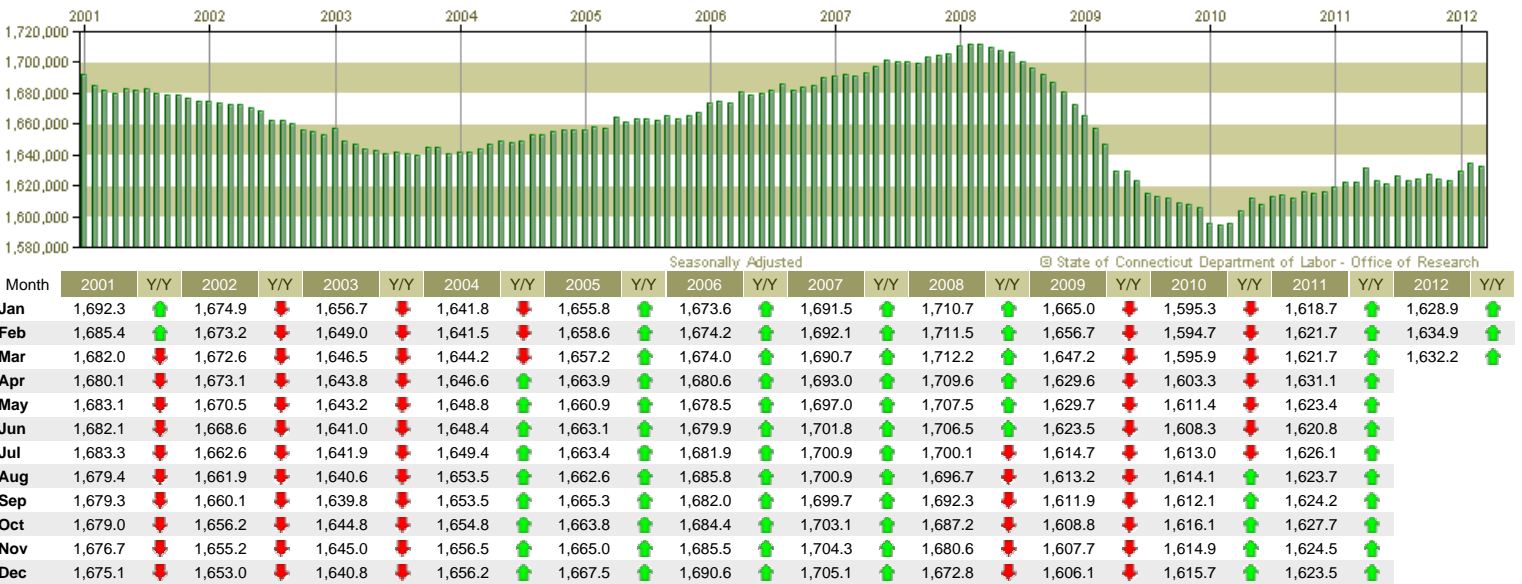


STATE OF CONNECTICUT NONFARM EMPLOYMENT

WORKFORCE ECONOMIC SCORECARD

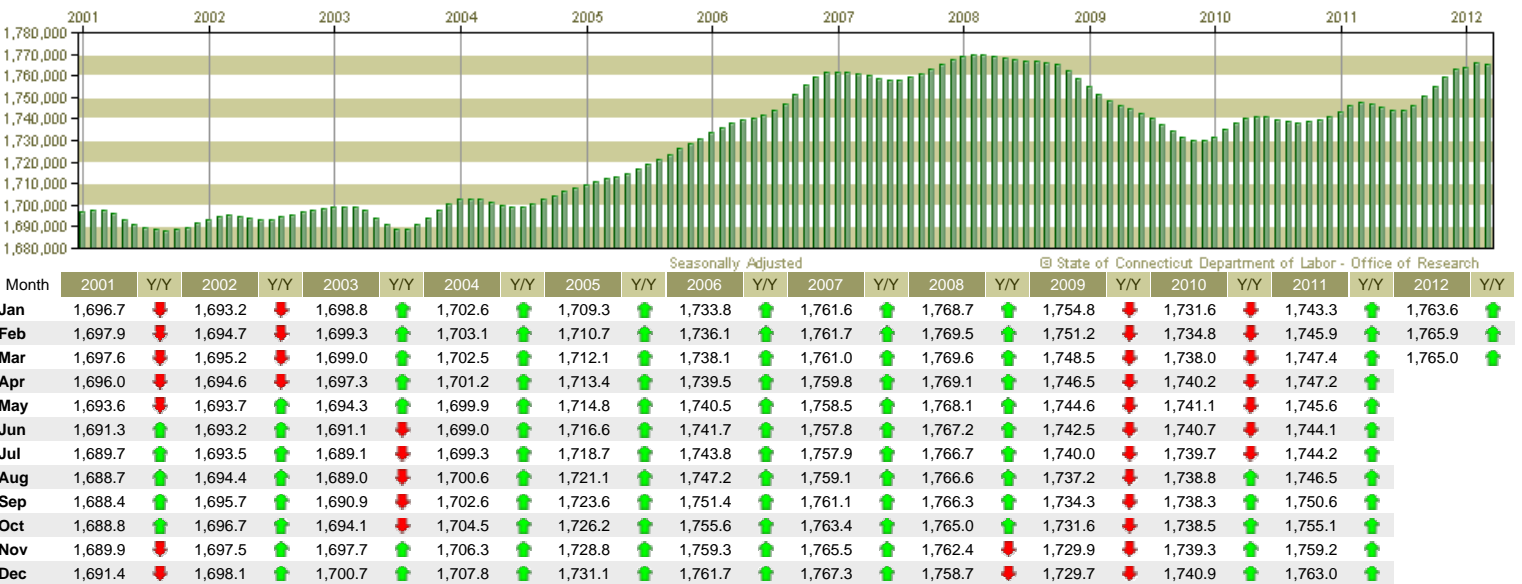
INDICATOR #1



STATE OF CONNECTICUT RESIDENTS EMPLOYED

WORKFORCE ECONOMIC SCORECARD

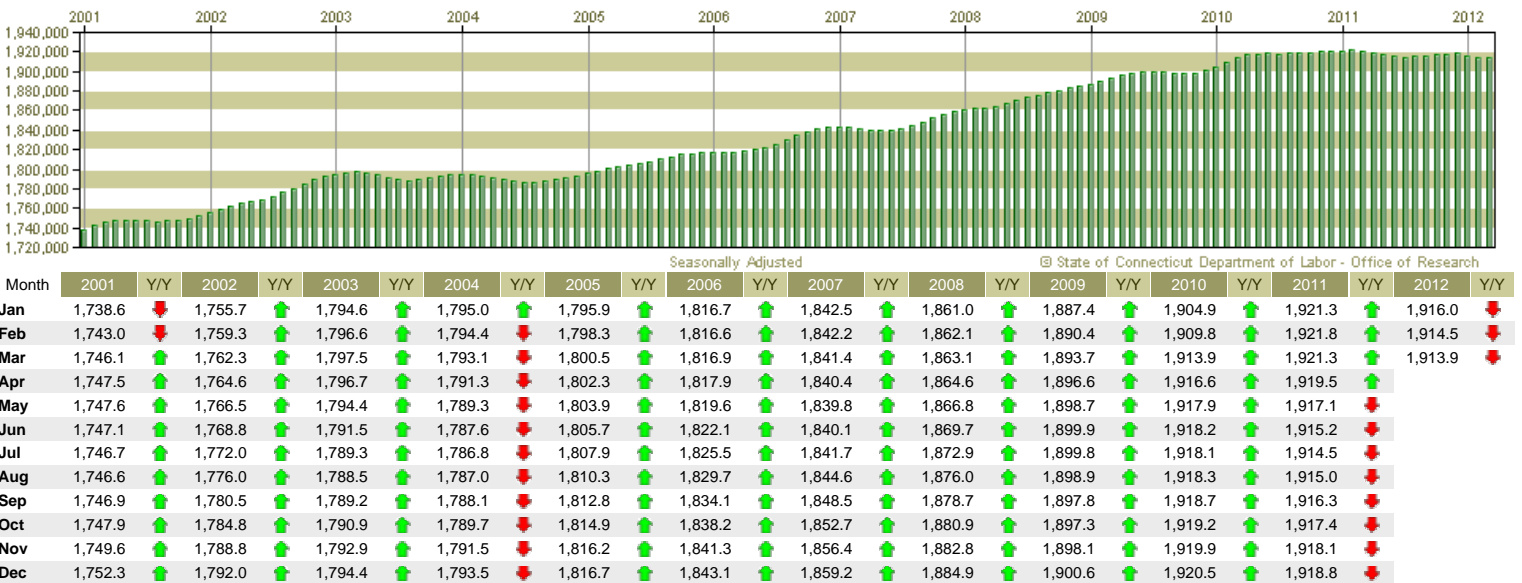
INDICATOR #2



STATE OF CONNECTICUT LABOR FORCE

WORKFORCE ECONOMIC SCORECARD

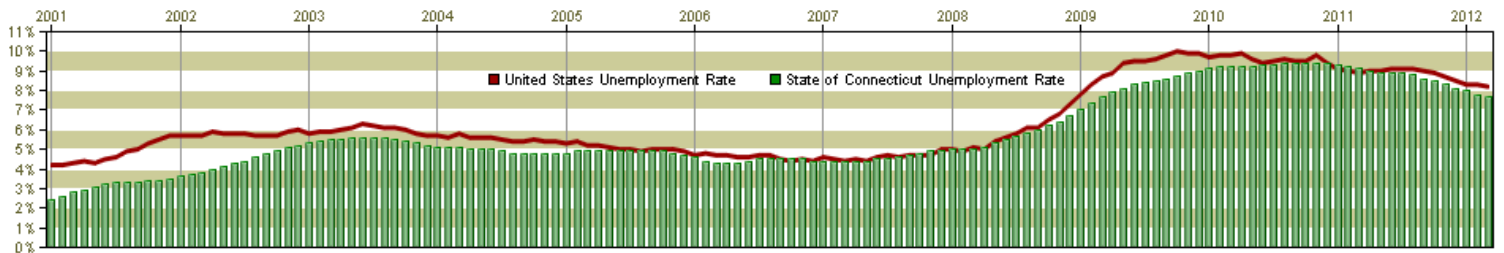
INDICATOR #3



STATE OF CONNECTICUT UNEMPLOYMENT RATE

WORKFORCE ECONOMIC SCORECARD

INDICATOR #4

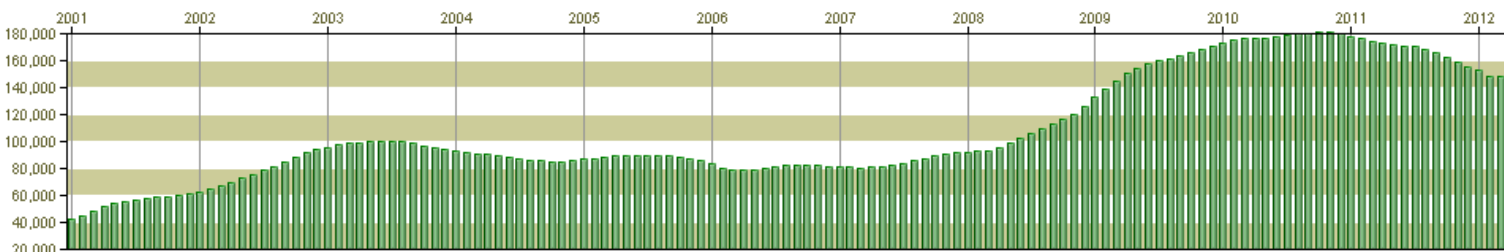


Month	2001		2002		2003		2004		2005		2006		2007		2008		2009		2010		2011		2012	
	Value	Y/Y	Value	Y/Y	Value	Y/Y	Value	Y/Y	Value	Y/Y	Value	Y/Y	Value	Y/Y	Value	Y/Y	Value	Y/Y	Value	Y/Y	Value	Y/Y	Value	Y/Y
Jan	2.4	▲	3.6	▼	5.3	▼	5.1	▲	4.8	▲	4.6	▲	4.4	▲	5.0	▼	7.0	▼	9.1	▼	9.3	▼	8.0	▲
Feb	2.6	▼	3.7	▼	5.4	▼	5.1	▲	4.9	▲	4.4	▲	4.4	■	5.0	▼	7.4	▼	9.2	▼	9.2	■	7.8	▲
Mar	2.8	▼	3.8	▼	5.5	▼	5.1	▲	4.9	▲	4.3	▲	4.4	▼	5.0	▼	7.7	▼	9.2	▼	9.1	▲	7.7	▲
Apr	2.9	▼	4.0	▼	5.5	▼	5.0	▲	4.9	▲	4.3	▲	4.4	▼	5.1	▼	7.9	▼	9.2	▼	9.0	▲		
May	3.1	▼	4.1	▼	5.6	▼	5.0	▲	4.9	▲	4.3	▲	4.4	▼	5.3	▼	8.1	▼	9.2	▼	8.9	▲		
Jun	3.2	▼	4.3	▼	5.6	▼	5.0	▲	4.9	▲	4.4	▲	4.5	▼	5.5	▼	8.3	▼	9.3	▼	8.9	▲		
Jul	3.3	▼	4.4	▼	5.6	▼	4.9	▲	4.9	■	4.5	▲	4.5	■	5.7	▼	8.4	▼	9.3	▼	8.9	▲		
Aug	3.3	▼	4.6	▼	5.6	▼	4.8	▲	4.9	▼	4.5	▲	4.6	▼	5.8	▼	8.5	▼	9.4	▼	8.8	▲		
Sep	3.3	▼	4.8	▼	5.5	▼	4.8	▲	4.9	▼	4.5	▲	4.7	▼	6.0	▼	8.6	▼	9.4	▼	8.6	▲		
Oct	3.4	▼	4.9	▼	5.4	▼	4.8	▲	4.9	▼	4.5	▲	4.8	▼	6.2	▼	8.7	▼	9.4	▼	8.5	▲		
Nov	3.4	▼	5.1	▼	5.3	▼	4.8	▲	4.8	■	4.5	▲	4.9	▼	6.4	▼	8.9	▼	9.4	▼	8.3	▲		
Dec	3.5	▼	5.2	▼	5.2	■	4.8	▲	4.7	▲	4.4	▲	4.9	▼	6.7	▼	9.0	▼	9.4	▼	8.1	▲		

STATE OF CONNECTICUT RESIDENTS UNEMPLOYED

WORKFORCE ECONOMIC SCORECARD

INDICATOR #5

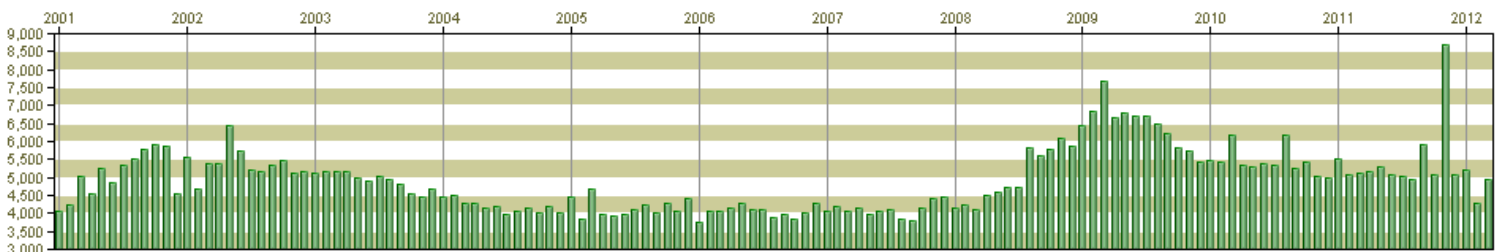


Month	2001		2002		2003		2004		2005		2006		2007		2008		2009		2010		2011		2012	
	Value	Y/Y	Value	Y/Y	Value	Y/Y	Value	Y/Y	Value	Y/Y	Value	Y/Y	Value	Y/Y	Value	Y/Y	Value	Y/Y	Value	Y/Y	Value	Y/Y	Value	Y/Y
Jan	41.9	▲	62.5	▼	95.8	▼	92.4	▲	86.6	▲	83.0	▲	80.9	▲	92.3	▼	132.6	▼	173.3	▼	178.0	▼	152.5	▲
Feb	45.1	▼	64.6	▼	97.3	▼	91.4	▲	87.6	▲	80.5	▲	80.6	▼	92.6	▼	139.2	▼	175.0	▼	176.0	▼	148.6	▲
Mar	48.4	▼	67.1	▼	98.5	▼	90.6	▲	88.4	▲	78.9	▲	80.4	▼	93.5	▼	145.1	▼	175.9	▼	174.0	▲	148.0	▲
Apr	51.5	▼	69.9	▼	99.4	▼	90.1	▲	88.9	▲	78.5	▲	80.6	▼	95.6	▼	150.1	▼	176.4	▼	172.4	▲		
May	54.0	▼	72.8	▼	100.1	▼	89.4	▲	89.1	▲	79.2	▲	81.3	▼	98.7	▼	154.1	▼	176.8	▼	171.5	▲		
Jun	55.8	▼	75.6	▼	100.4	▼	88.6	▲	89.1	▼	80.4	▲	82.3	▼	102.5	▼	157.4	▼	177.5	▼	171.1	▲		
Jul	57.0	▼	78.5	▼	100.2	▼	87.5	▲	89.2	▼	81.6	▲	83.8	▼	106.1	▼	159.8	▼	178.4	▼	170.3	▲		
Aug	57.9	▼	81.5	▼	99.5	▼	86.4	▲	89.3	▼	82.4	▲	85.5	▼	109.4	▼	161.7	▼	179.5	▼	168.5	▲		
Sep	58.5	▼	84.8	▼	98.3	▼	85.6	▲	89.2	▼	82.7	▲	87.4	▼	112.4	▼	163.5	▼	180.4	▼	165.7	▲		
Oct	59.0	▼	88.1	▼	96.8	▼	85.2	▲	88.7	▼	82.6	▲	89.3	▼	115.9	▼	165.7	▼	180.8	▼	162.3	▲		
Nov	59.8	▼	91.3	▼	95.2	▼	85.2	▲	87.5	▼	82.0	▲	90.9	▼	120.4	▼	168.2	▼	180.6	▼	158.9	▲		
Dec	60.8	▼	93.8	▼	93.7	▲	85.8	▲	85.5	▲	81.4	▲	91.9	▼	126.1	▼	170.9	▼	179.6	▼	155.8	▲		

STATE OF CONNECTICUT AVERAGE WEEKLY INITIAL CLAIMS

WORKFORCE ECONOMIC SCORECARD

INDICATOR #6



Month	2001		2002		2003		2004		2005		2006		2007		2008		2009		2010		2011		2012	
	Value	Y/Y	Value	Y/Y	Value	Y/Y	Value	Y/Y	Value	Y/Y	Value	Y/Y	Value	Y/Y	Value	Y/Y	Value	Y/Y	Value	Y/Y	Value	Y/Y	Value	Y/Y
Jan	4,039	▼	5,546	▼	5,130	▲	4,472	▲	4,436	▲	3,733	▼	4,070	▼	4,142	▼	6,449	▼	5,457	▲	5,506	▼	5,191	▲
Feb	4,232	▼	4,678	▼	5,150	▼	4,479	▲	3,845	▲	4,062	▼	4,189	▼	4,214	▼	6,827	▼	5,441	▲	5,057	▲	4,298	▲
Mar	5,038	▼	5,397	▼	5,140	▲	4,291	▲	4,668	▼	4,071	▲	4,054	▲	4,099	▼	7,666	▼	6,197	▲	5,097	▲	4,923	▲
Apr	4,537	▼	5,373	▼	5,183	▲	4,285	▲	3,988	▲	4,136	▼	4,146	▼	4,512	▼	6,644	▼	5,337	▲	5,176	▲		
May	5,230	▼	6,422	▼	4,994	▲	4,159	▲	3,947	▲	4,261	▼	3,966	▲	4,578	▼	6,789	▼	5,289	▲	5,290	▼		
Jun	4,847	▼	5,755	▼	4,881	▲	4,182	▲	3,964	▲	4,118	▼	4,074	▼	4,717	▼	6,684	▼	5,377	▲	5,079	▲		
Jul	5,349	▼	5,196	▲	5,047	▲	3,982	▲	4,125	▼	4,108	▲	4,084	▲	4,733	▼	6,705	▼	5,338	▲	5,022	▲		
Aug	5,500	▼	5,173	▲	4,942	▲	4,063	▲	4,255	▼	3,869	▲	3,853	▲	5,809	▼	6,491	▼	6,159	▲	4,924	▲		
Sep	5,767	▼	5,322	▲	4,821	▲	4,158	▲	4,022	▲	3,981	▲	3,781	▲	5,589	▼	6,202	▼	5,272	▲	5,927	▼		
Oct	5,906	▼	5,481	▲	4,537	▲	4,015	▲	4,296	▼	3,854	▲	4,151	▼	5,788	▼	5,823	▼	5,445	▲	5,070	▲		
Nov	5,863	▼	5,116	▲	4,472	▲	4,186	▲	4,044	▲	4,035	▲	4,391	▼	6,105	▼	5,722	▲	5,012	▲	8,694	▼		
Dec	4,525	▼	5,168	▼	4,679	▲	4,002	▲	4,407	▼	4,292	▲	4,448	▼	5,864	▼	5,439	▲	4,983	▲	5,052	▼		