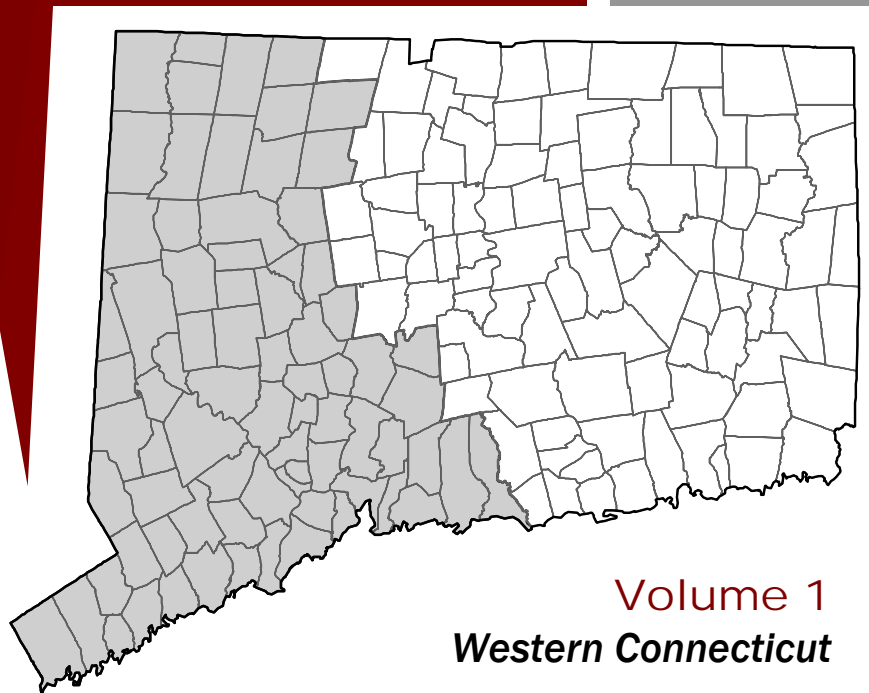


# CONNECTICUT OCCUPATIONAL STATISTICS


FOR EQUAL EMPLOYMENT OPPORTUNITY & AFFIRMATIVE ACTION PLANNING

2000



Volume 1  
*Western Connecticut*

A Product of the



Commission on Human Rights & Opportunities



**CONNECTICUT OCCUPATIONAL STATISTICS**  
**OF THE**  
**CIVILIAN LABOR FORCE**

**For Equal Employment Opportunity  
And Affirmative Action Planning**

***2000 Census of Population and Housing  
Special EEO Tabulation***

***A Product of the:***

Connecticut Commission on Human Rights and Opportunities

***Prepared by the:***

Connecticut Department of Labor  
**Office of Research**

Revised  
**February 2005**

# **State of Connecticut**

M. Jodi Rell      Governor

## **Connecticut Commission on Human Rights and Opportunities**

R. Hamisi Ingram	Executive Director
Raymond P. Pech	Managing Director & Commission Attorney
Robert J. Brothers, Jr.	Assistant Commission Counsel 2
Joanne L. Steinnagel	AA Program Manager
Neva E. Vigezzi	AA Program Analyst
Paula S. Ross	HRO Representative

## **Connecticut Department of Labor**

### **Office of Research**

Roger F. Therrien	Director of Research
John B. Toomey, Jr.	Associate Research Analyst
Cynthia L. DeLisa	Research Analyst
Christopher M. DuBois	Research Analyst
Dana W. Placzek	Research Analyst

This document was prepared with advice and technical assistance of the Connecticut Commission on Human Rights and Opportunities, the Connecticut Department of Labor, Office of Research and the Connecticut Department of Labor, Office of Job Development.

Special gratitude and acknowledgement is extended to the staff of these state agencies who contributed their time and talents.

Extensive reference has been made from the US Department of Commerce, Bureau of the Census document, 2000 Special EEO Tabulation throughout this report and appendices.

# CONNECTICUT OCCUPATIONAL STATISTICS

## *2000 Special EEO Tabulation*

### VOLUME 1

#### TABLE OF CONTENTS

Introduction	i
Geographic Coverage	ii
Maps	
Counties	
PMSA's & MSA's	
Occupational Statistics:	
State of Connecticut	1
Counties:	
Fairfield County	27
Litchfield County	53
New Haven County	79
Primary Metropolitan Statistical Areas (PMSA):	
Bridgeport PMSA	105
Danbury PMSA	131
New Haven/Meriden PMSA	157
Stamford/Norwalk PMSA	183
Waterbury PMSA	209
Appendices:	
Occupational System	A
Race/National Origin	B
Age and Gender	C
Area Classifications	D
Rounding and Confidentiality	E



## ***INTRODUCTION***

The Connecticut Occupational Statistics provides occupational data from the Bureau of the Census Equal Employment Opportunity (EEO) Special Tabulation from the 2000 Census. Data is presented for 471 occupations according to the gender and race or Hispanic Origin of those persons in the civilian labor force. This data is also available on the Connecticut Department of Labor's website at:

[www.ctdol.state.ct.us/lmi](http://www.ctdol.state.ct.us/lmi).

Although the report will have many uses both now and in the future, the primary use will be for affirmative action planning for both public and private sectors. The Commission on Human Rights and Opportunities (CHRO) has the responsibility for making EEO data available to State agencies for the purpose of affirmative action planning as required under the provisions of State law. The Department of Labor has the responsibility for making EEO data available to all private sector employers who have contracts with the federal, state, local, or quasi-governmental entities for the purpose of affirmative action planning as required under Federal law. With few exceptions, all organizations that receive Federal or State funds must prepare an Affirmative Action Plan. The data in this document will provide most of the base data necessary to complete such plans.

This report consists of two volumes, each covering a certain geographic portion of the state (see Geographic Coverage). The geographic data used from the 2000 Special EEO Tabulation consists of data for the State of Connecticut, the eight counties, Primary Metropolitan Statistical Areas and Metropolitan Statistical Areas within Connecticut.

## ***GEOGRAPHIC COVERAGE***

The 2000 Special EEO Tabulation which was the source for this report has data available for the State of Connecticut, its eight counties, Primary Metropolitan Statistical Areas (PMSA's) and Metropolitan Statistical Areas (MSA's).

There are 16 different geographical areas within Connecticut for which EEO data is available. The Connecticut Occupational Statistics presents this data in two volumes that cover the following sections of the state:

*Volume 1 - Western Connecticut*

*Volume 2 - Eastern Connecticut*

Each volume contains a statewide summary and data for the covered counties, PMSA's, and MSA's in that section of Connecticut.

The specific areas covered in each volume are as follows:

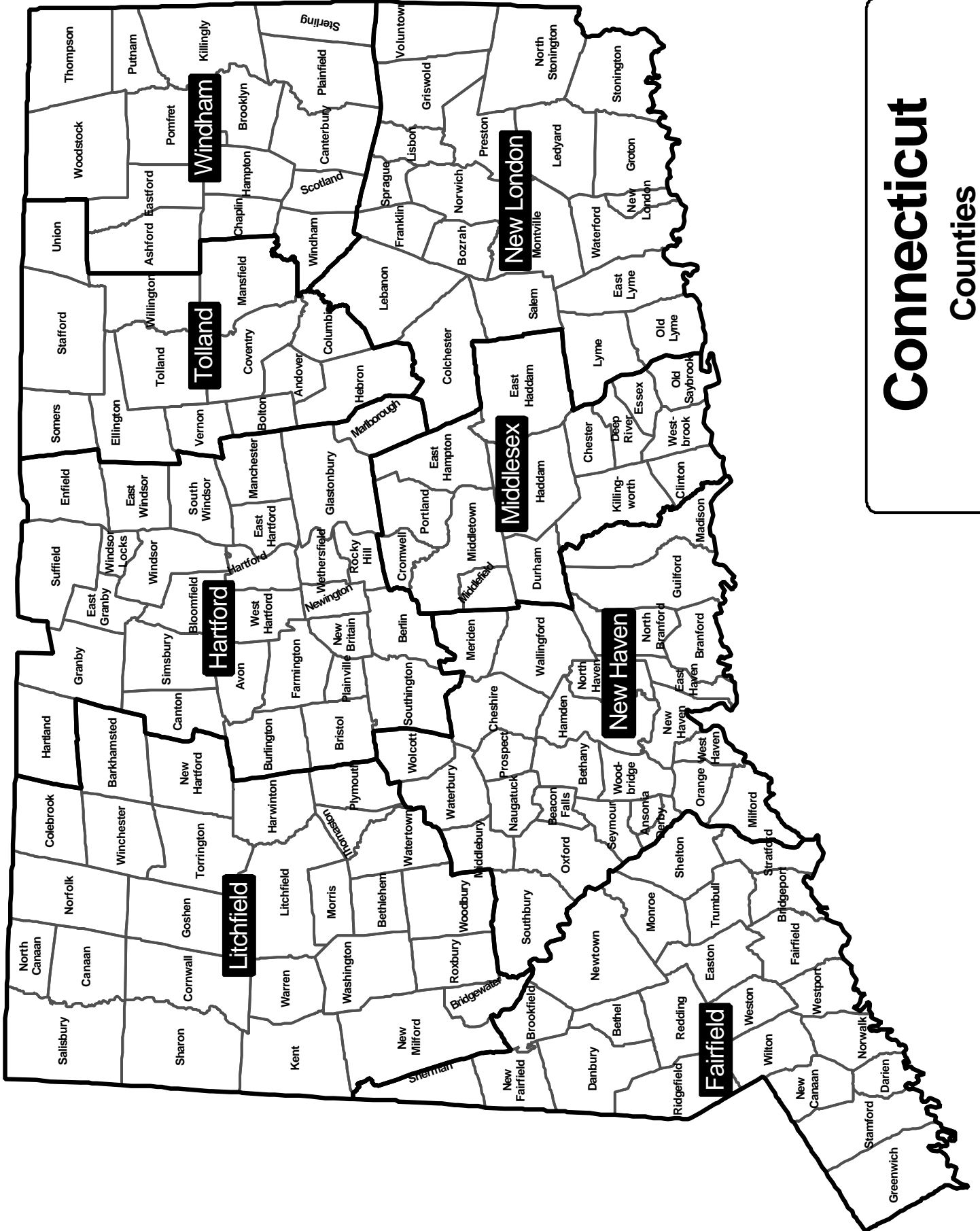
### *Volume 1*

State of Connecticut  
Fairfield County  
Litchfield County  
New Haven County  
Bridgeport MSA  
Danbury MSA  
New Haven/Meriden MSA  
Stamford/Norwalk MSA  
Waterbury MSA

### *Volume 2*

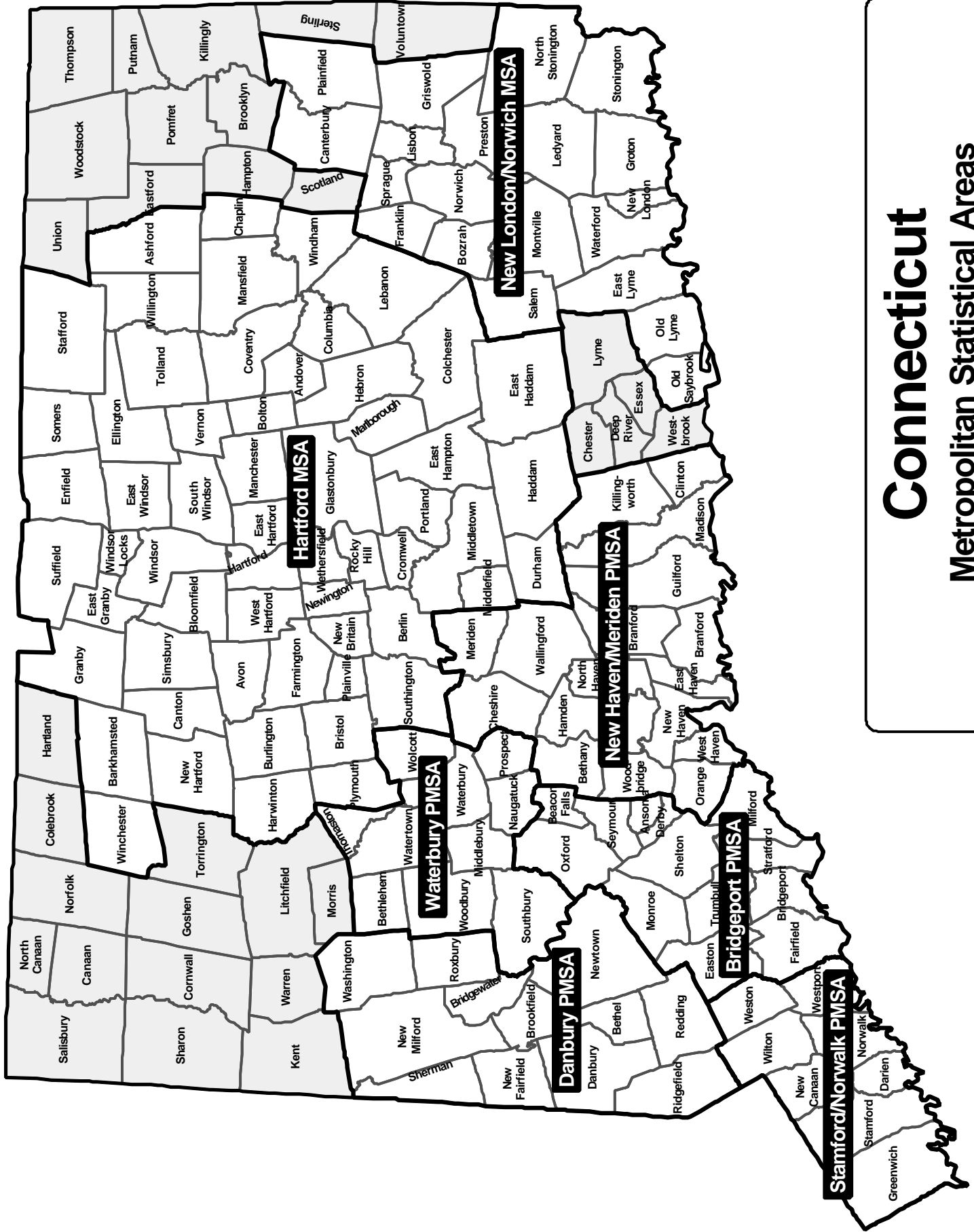
State of Connecticut  
Hartford County  
Middlesex County  
New London County  
Tolland County  
Windham County  
Hartford MSA  
New London/Norwich CT-RI MSA





# Connecticut Counties

A vertical box containing the title 'Connecticut Counties' in a large, bold, sans-serif font.



**Connecticut**  
Metropolitan Statistical Areas

2000

*Connecticut*

*Occupational*

*Statistics*

*STATE OF  
CONNECTICUT*

**CONNECTICUT OCCUPATIONAL STATISTICS**  
**for Equal Employment Opportunity and Affirmative Action Planning**  
**2000 Census of Population and Housing - Special EEO Tabulation**

**Statewide**

Occupation	Total All Races *	Total Civilian Labor Force				White Non-Hispanic				Black Non-Hispanic	
		Male	%	Female	%	Male	%	Female	%	Male	%
<b>Total Civilian Labor Force</b>	<b>1,757,139</b>	<b>918,028</b>	<b>52.2</b>	<b>838,344</b>	<b>47.7</b>	<b>744,504</b>	<b>42.4</b>	<b>664,879</b>	<b>37.8</b>	<b>62,231</b>	<b>3.5</b>
<b>MGMT., BUSINESS, &amp; FIN. OCCS. (110000)</b>	<b>269,675</b>	<b>159,068</b>	<b>59.0</b>	<b>110,547</b>	<b>41.0</b>	<b>144,195</b>	<b>53.5</b>	<b>96,010</b>	<b>35.6</b>	<b>5,010</b>	<b>1.9</b>
<b>Management Occupations (110001)</b>	<b>175,185</b>	<b>112,949</b>	<b>64.5</b>	<b>62,224</b>	<b>35.5</b>	<b>102,780</b>	<b>58.7</b>	<b>55,135</b>	<b>31.5</b>	<b>3,058</b>	<b>1.7</b>
Top Executives (111000)	34,085	27,181	79.7	6,908	20.3	25,440	74.6	6,360	18.7	430	1.3
Chief Executives (111011)	21,345	17,743	83.1	3,604	16.9	16,790	78.7	3,435	16.1	205	1.0
General & Operations Mgrs. (111021)	12,395	9,224	74.4	3,169	25.6	8,450	68.2	2,840	22.9	225	1.8
Legislators (111031)	345	214	62.0	135	39.1	200	58.0	85	24.6	0	0.0
Advert., Marketing, Promo., Pub. Rel. (112000)	23,610	13,866	58.7	9,735	41.2	12,820	54.3	8,820	37.4	360	1.5
Advertising & Promotions Mgrs. (112011)	1,495	659	44.1	832	55.7	620	41.5	820	54.8	10	0.7
Marketing & Sales Mgrs. (112020)	21,120	12,774	60.5	8,345	39.5	11,790	55.8	7,495	35.5	335	1.6
Public Relations Mgrs. (112031)	995	433	43.5	558	56.1	410	41.2	505	50.8	15	1.5
Operations Specialties Mgrs. (113000)	42,525	25,851	60.8	16,668	39.2	23,445	55.1	14,575	34.3	744	1.7
Administrative Services Mgrs. (113011)	1,635	1,040	63.6	594	36.3	965	59.0	535	32.7	20	1.2
Computer & Info. Systems Mgrs. (113021)	6,010	4,245	70.6	1,763	29.3	3,855	64.1	1,620	27.0	120	2.0
Financial Managers (113031)	18,790	10,618	56.5	8,163	43.4	9,705	51.6	7,145	38.0	219	1.2
Human Resources Mgrs. (113040)	6,100	2,630	43.1	3,473	56.9	2,170	35.6	3,045	49.9	240	3.9
Industrial Production Mgrs. (113051)	4,675	3,684	78.8	990	21.2	3,415	73.0	815	17.4	65	1.4
Purchasing Managers (113061)	2,955	1,680	56.9	1,275	43.1	1,600	54.1	1,045	35.4	20	0.7
Transp., Storage, & Dist. Mgrs. (113071)	2,360	1,954	82.8	410	17.4	1,735	73.5	370	15.7	60	2.5
Other Management Occupations (119000)	74,965	46,051	61.4	28,913	38.6	41,075	54.8	25,380	33.9	1,524	2.0
Farm, Ranch, & Other Agric. Mgrs. (119011)	975	679	69.6	300	30.8	545	55.9	280	28.7	35	3.6
Farmers & Ranchers (119012)	1,265	995	78.7	275	21.7	985	77.9	265	20.9	0	0.0
Construction Managers (119021)	7,480	7,083	94.7	398	5.3	6,720	89.8	360	4.8	99	1.3
Education Administrators (119030)	9,935	4,158	41.9	5,779	58.2	3,695	37.2	5,060	50.9	265	2.7
Engineering Managers (119041)	2,360	2,214	93.8	145	6.1	2,000	84.7	145	6.1	40	1.7
Food Service Managers (119051)	7,820	4,873	62.3	2,944	37.6	3,835	49.0	2,530	32.4	160	2.0
Funeral Directors (119061)	580	509	87.8	70	12.1	455	78.4	70	12.1	35	6.0
Gaming Managers (119071)	385	228	59.2	154	40.0	220	57.1	135	35.1	0	0.0
Lodging Managers (119081)	865	454	52.5	410	47.4	340	39.3	325	37.6	45	5.2
Medical & Health Services Mgrs. (119111)	6,200	1,834	29.6	4,358	70.3	1,650	26.6	3,905	63.0	60	1.0
Natural Sciences Managers (119121)	360	250	69.4	110	30.6	200	55.6	100	27.8	0	0.0
Postmasters & Mail Superintendents (119131)	275	175	63.6	105	38.2	165	60.0	95	34.5	0	0.0
Prop., Real Est., & Comm. Assoc. Mgrs. (119141)	4,475	2,675	59.8	1,798	40.2	2,410	53.9	1,610	36.0	100	2.2
Social & Community Service Managers (119151)	3,550	1,109	31.2	2,438	68.7	880	24.8	2,015	56.8	190	5.4
Managers, All Other (119199)	28,440	18,815	66.2	9,629	33.9	16,975	59.7	8,485	29.8	495	1.7
<b>Business &amp; Financial Oper. Occs. (130001)</b>	<b>94,490</b>	<b>46,119</b>	<b>48.8</b>	<b>48,323</b>	<b>51.1</b>	<b>41,415</b>	<b>43.8</b>	<b>40,875</b>	<b>43.3</b>	<b>1,952</b>	<b>2.1</b>
Business Operations Specialists (131000)	45,645	20,718	45.4	24,907	54.6	18,410	40.3	21,075	46.2	933	2.0
Agents & Bus. Mgrs. of Artists, Etc. (131011)	455	210	46.2	240	52.7	190	41.8	220	48.4	10	2.2
Purch. Agts & Buyers, Farm Prod. (131021)	80	40	50.0	40	50.0	40	50.0	30	37.5	0	0.0
Whsle & Ret. Buyers, Exc. Farm Prod. (131022)	2,805	1,223	43.6	1,588	56.6	1,115	39.8	1,390	49.6	40	1.4
Purch. Agts, Exc. Whsle, Ret., Etc. (131023)	4,015	1,887	47.0	2,123	52.9	1,725	43.0	1,960	48.8	80	2.0
Claims Adj., Appr., Examiners, & Invest. (131030)	6,275	2,134	34.0	4,134	65.9	1,865	29.7	3,405	54.3	175	2.8
Compliance Officers, Exc. Agri., Etc. (131041)	1,445	724	50.1	720	49.8	590	40.8	590	40.8	70	4.8
Cost Estimators (131051)	1,205	1,074	89.1	130	10.8	1,060	88.0	110	9.1	0	0.0
Human Res., Training, & Labor Rel. Spec. (131070)	12,900	4,408	34.2	8,500	65.9	3,825	29.7	6,970	54.0	270	2.1
Logisticians (131081)	450	267	59.3	172	38.2	255	56.7	150	33.3	4	0.9
Management Analysts (131111)	12,235	7,304	59.7	4,933	40.3	6,540	53.5	4,375	35.8	144	1.2
Meeting & Convention Planners (131121)	705	115	16.3	594	84.3	80	11.3	535	75.9	35	5.0
Other Business Operations Specialists (1311XX)	3,075	1,332	43.3	1,733	56.4	1,125	36.6	1,340	43.6	105	3.4
Financial Specialists (132000)	48,845	25,401	52.0	23,416	47.9	23,005	47.1	19,800	40.5	1,019	2.1
Accountants & Auditors (132011)	27,965	13,848	49.5	14,114	50.5	12,445	44.5	11,825	42.3	664	2.4
Appraisers & Assessors of Real Estate (132021)	1,410	839	59.5	570	40.4	785	55.7	560	39.7	40	2.8

**CONNECTICUT OCCUPATIONAL STATISTICS**  
**for Equal Employment Opportunity and Affirmative Action Planning**  
**2000 Census of Population and Housing - Special EEO Tabulation**

**Statewide**

Black Non-Hispanic		Hispanic in Any Race				All Other Non-Hispanic				Occupation
Female	%	Male	%	Female	%	Male	%	Female	%	
<b>76,358</b>	<b>4.3</b>	<b>70,774</b>	<b>4.0</b>	<b>63,532</b>	<b>3.6</b>	<b>40,519</b>	<b>2.3</b>	<b>33,575</b>	<b>1.9</b>	<b>Total Civilian Labor Force</b>
6,910	2.6	4,448	1.6	3,678	1.4	5,415	2.0	3,949	1.5	MGMT., BUSINESS, & FIN. OCCS. (110000)
<b>3,173</b>	<b>1.8</b>	<b>3,276</b>	<b>1.9</b>	<b>1,870</b>	<b>1.1</b>	<b>3,835</b>	<b>2.2</b>	<b>2,046</b>	<b>1.2</b>	<b>Management Occupations (110001)</b>
290	0.9	575	1.7	135	0.4	736	2.2	123	0.4	Top Executives (111000)
60	0.3	285	1.3	50	0.2	463	2.2	59	0.3	Chief Executives (111011)
200	1.6	290	2.3	65	0.5	259	2.1	64	0.5	General & Operations Mgrs. (111021)
30	8.7	0	0.0	20	5.8	14	4.1	0	0.0	Legislators (111031)
334	1.4	282	1.2	223	0.9	404	1.7	358	1.5	Advert., Marketing., Promo., Pub. Rel. (112000)
4	0.3	14	0.9	4	0.3	15	1.0	4	0.3	Advertising & Promotions Mgrs. (112011)
285	1.3	260	1.2	215	1.0	389	1.8	350	1.7	Marketing & Sales Mgrs. (112020)
45	4.5	8	0.8	4	0.4	0	0.0	4	0.4	Public Relations Mgrs. (112031)
910	2.1	875	2.1	528	1.2	787	1.9	655	1.5	Operations Specialties Mgrs. (113000)
0	0.0	35	2.1	34	2.1	20	1.2	25	1.5	Administrative Services Mgrs. (113011)
70	1.2	85	1.4	19	0.3	185	3.1	54	0.9	Computer & Info. Systems Mgrs. (113021)
480	2.6	315	1.7	230	1.2	379	2.0	308	1.6	Financial Managers (113031)
215	3.5	140	2.3	120	2.0	80	1.3	93	1.5	Human Resources Mgrs. (113040)
45	1.0	140	3.0	45	1.0	64	1.4	85	1.8	Industrial Production Mgrs. (113051)
75	2.5	45	1.5	65	2.2	15	0.5	90	3.0	Purchasing Managers (113061)
25	1.1	115	4.9	15	0.6	44	1.9	0	0.0	Transp., Storage, & Dist. Mgrs. (113071)
1,639	2.2	1,544	2.1	984	1.3	1,908	2.5	910	1.2	Other Management Occupations (119000)
0	0.0	65	6.7	20	2.1	34	3.5	0	0.0	Farm, Ranch, & Other Agric. Mgrs. (119011)
0	0.0	10	0.8	10	0.8	0	0.0	0	0.0	Farmers & Ranchers (119012)
20	0.3	185	2.5	4	0.1	79	1.1	14	0.2	Construction Managers (119021)
395	4.0	120	1.2	195	2.0	78	0.8	129	1.3	Education Administrators (119030)
0	0.0	85	3.6	0	0.0	89	3.8	0	0.0	Engineering Managers (119041)
115	1.5	365	4.7	135	1.7	513	6.6	164	2.1	Food Service Managers (119051)
0	0.0	15	2.6	0	0.0	4	0.7	0	0.0	Funeral Directors (119061)
0	0.0	0	0.0	15	3.9	8	2.1	4	1.0	Gaming Managers (119071)
20	2.3	4	0.5	0	0.0	65	7.5	65	7.5	Lodging Managers (119081)
244	3.9	50	0.8	95	1.5	74	1.2	114	1.8	Medical & Health Services Mgrs. (119111)
0	0.0	0	0.0	0	0.0	50	13.9	10	2.8	Natural Sciences Managers (119121)
0	0.0	10	3.6	10	3.6	0	0.0	0	0.0	Postmasters & Mail Superintendents (119131)
90	2.0	130	2.9	60	1.3	35	0.8	38	0.8	Prop., Real Est., & Comm. Assoc. Mgrs. (119141)
260	7.3	35	1.0	110	3.1	4	0.1	53	1.5	Social & Community Service Managers (119151)
495	1.7	470	1.7	330	1.2	875	3.1	319	1.1	Managers, All Other (119199)
<b>3,737</b>	<b>4.0</b>	<b>1,172</b>	<b>1.2</b>	<b>1,808</b>	<b>1.9</b>	<b>1,580</b>	<b>1.7</b>	<b>1,903</b>	<b>2.0</b>	<b>Business &amp; Financial Oper. Occs. (130001)</b>
2,098	4.6	555	1.2	962	2.1	820	1.8	772	1.7	Business Operations Specialists (131000)
10	2.2	0	0.0	0	0.0	10	2.2	10	2.2	Agents & Bus. Mgrs. of Artists, Etc. (131011)
10	12.5	0	0.0	0	0.0	0	0.0	0	0.0	Purch. Agts & Buyers, Farm Prod. (131021)
94	3.4	29	1.0	80	2.9	39	1.4	24	0.9	Whsle & Ret. Buyers, Exc. Farm Prod. (131022)
95	2.4	34	0.8	34	0.8	48	1.2	34	0.8	Purch. Agts, Exc. Whsle, Ret., Etc. (131023)
470	7.5	40	0.6	145	2.3	54	0.9	114	1.8	Claims Adj., Appr., Examiners, & Invest. (131030)
35	2.4	45	3.1	25	1.7	19	1.3	70	4.8	Compliance Officers, Exc. Agri., Etc. (131041)
0	0.0	10	0.8	0	0.0	4	0.3	20	1.7	Cost Estimators (131051)
860	6.7	160	1.2	400	3.1	153	1.2	270	2.1	Human Res., Training, & Labor Rel. Spec. (131070)
4	0.9	8	1.8	8	1.8	0	0.0	10	2.2	Logisticians (131081)
325	2.7	190	1.6	120	1.0	430	3.5	113	0.9	Management Analysts (131111)
10	1.4	0	0.0	30	4.3	0	0.0	19	2.7	Meeting & Convention Planners (131121)
185	6.0	39	1.3	120	3.9	63	2.0	88	2.9	Other Business Operations Specialists (1311XX)
1,639	3.4	617	1.3	846	1.7	760	1.6	1,131	2.3	Financial Specialists (132000)
985	3.5	335	1.2	485	1.7	404	1.4	819	2.9	Accountants & Auditors (132011)
10	0.7	4	0.3	0	0.0	10	0.7	0	0.0	Appraisers & Assessors of Real Estate (132021)

**CONNECTICUT OCCUPATIONAL STATISTICS**  
**for Equal Employment Opportunity and Affirmative Action Planning**  
**2000 Census of Population and Housing - Special EEO Tabulation**

**Statewide**

Occupation	Total All Races *	Total Civilian Labor Force				White Non-Hispanic				Black Non-Hispanic	
		Male	%	Female	%	Male	%	Female	%	Male	%
Budget Analysts (132031)	470	250	53.2	218	46.4	205	43.6	200	42.6	10	2.1
Credit Analysts (132041)	435	200	46.0	234	53.8	160	36.8	165	37.9	10	2.3
Financial Analysts (132051)	1,985	1,393	70.2	584	29.4	1,265	63.7	480	24.2	40	2.0
Personal Financial Advisors (132052)	6,630	4,405	66.4	2,223	33.5	4,065	61.3	1,910	28.8	90	1.4
Insurance Underwriters (132053)	3,150	1,259	40.0	1,885	59.8	1,140	36.2	1,635	51.9	40	1.3
Financial Examiners (132061)	145	95	65.5	49	33.8	80	55.2	35	24.1	0	0.0
Loan Counselors & Officers (132070)	3,430	1,659	48.4	1,770	51.6	1,530	44.6	1,460	42.6	55	1.6
Tax Examiners, Collectors, & Rev. Agts (132081)	905	388	42.9	514	56.8	340	37.6	485	53.6	30	3.3
Tax Preparers (132082)	1,350	660	48.9	690	51.1	625	46.3	620	45.9	15	1.1
Financial Specialists, All Other (132099)	970	405	41.8	565	58.2	365	37.6	425	43.8	25	2.6
<b>PROFESSIONAL &amp; RELATED OCCUPATIONS (150000)</b>	<b>397,070</b>	<b>174,733</b>	<b>44.0</b>	<b>222,120</b>	<b>55.9</b>	<b>149,984</b>	<b>37.8</b>	<b>189,264</b>	<b>47.7</b>	<b>7,464</b>	<b>1.9</b>
<b>Computer &amp; Mathematical Occupations (150001)</b>	<b>49,645</b>	<b>34,013</b>	<b>68.5</b>	<b>15,619</b>	<b>31.5</b>	<b>28,070</b>	<b>56.5</b>	<b>12,490</b>	<b>25.2</b>	<b>1,202</b>	<b>2.4</b>
Computer Specialists (151000)	46,265	31,994	69.2	14,257	30.8	26,335	56.9	11,435	24.7	1,188	2.6
Computer Programmers (151021)	12,235	8,439	69.0	3,787	31.0	7,080	57.9	2,910	23.8	225	1.8
Computer Software Engineers (151030)	8,990	6,850	76.2	2,149	23.9	5,480	61.0	1,635	18.2	250	2.8
Computer Support Specialists (151041)	5,020	2,905	57.9	2,110	42.0	2,435	48.5	1,825	36.4	130	2.6
Database Administrators (151061)	1,315	829	63.0	484	36.8	715	54.4	365	27.8	30	2.3
Network & Computer Syst. Admins. (151071)	2,550	1,919	75.3	629	24.7	1,680	65.9	500	19.6	39	1.5
Network Sys. & Data Comm. Analysts (151081)	4,265	3,133	73.5	1,139	26.7	2,600	61.0	980	23.0	129	3.0
Computer Scientists & Sys. Analysts (1510XX)	11,890	7,919	66.6	3,959	33.3	6,345	53.4	3,220	27.1	385	3.2
Mathematical Scientists (152000)	3,380	2,019	59.7	1,362	40.3	1,735	51.3	1,055	31.2	14	0.4
Actuaries (152011)	1,515	1,020	67.3	494	32.6	900	59.4	350	23.1	10	0.7
Operations Research Analysts (152031)	1,350	774	57.3	574	42.5	660	48.9	450	33.3	4	0.3
Misc. Math Science Occupations (1520XX)	515	225	43.7	294	57.1	175	34.0	255	49.5	0	0.0
<b>Architecture &amp; Engineering Occs. (170001)</b>	<b>41,635</b>	<b>36,743</b>	<b>88.3</b>	<b>4,837</b>	<b>11.6</b>	<b>32,690</b>	<b>78.5</b>	<b>4,115</b>	<b>9.9</b>	<b>1,019</b>	<b>2.4</b>
Architects, Surveyors, & Cartographers (171000)	3,470	2,788	80.3	680	19.6	2,560	73.8	620	17.9	65	1.9
Architects, Except Naval (171010)	3,115	2,449	78.6	665	21.3	2,275	73.0	605	19.4	35	1.1
Surv., Cartog., & Photogrammetrists (171020)	355	339	95.5	15	4.2	285	80.3	15	4.2	30	8.5
Engineers (172000)	28,010	25,319	90.4	2,660	9.5	22,600	80.7	2,275	8.1	575	2.1
Aerospace Engineers (172011)	3,740	3,329	89.0	408	10.9	2,880	77.0	315	8.4	60	1.6
Chemical Engineers (172041)	695	639	91.9	60	8.6	545	78.4	35	5.0	0	0.0
Civil Engineers (172051)	3,410	3,059	89.7	345	10.1	2,670	78.3	295	8.7	120	3.5
Computer Hardware Engineers (172061)	865	735	85.0	124	14.3	625	72.3	110	12.7	35	4.0
Electrical & Electronics Engineers (172070)	4,310	4,064	94.3	249	5.8	3,725	86.4	225	5.2	85	2.0
Environmental Engineers (172081)	555	415	74.8	134	24.1	380	68.5	130	23.4	20	3.6
Ind. Engineers, Incl. Health & Safety (172110)	3,355	2,804	83.6	555	16.5	2,590	77.2	460	13.7	35	1.0
Marine Engineers & Naval Architects (172121)	825	718	87.0	104	12.6	670	81.2	100	12.1	20	2.4
Materials Engineers (172131)	845	730	86.4	119	14.1	660	78.1	115	13.6	25	3.0
Mechanical Engineers (172141)	4,365	4,038	92.5	314	7.2	3,635	83.3	290	6.6	85	1.9
Nuclear Engineers (172161)	325	290	89.2	30	9.2	275	84.6	30	9.2	0	0.0
Petroleum, Mining & Geological Engrs. (1721XX)	45	45	100.0	0	0.0	45	100.0	0	0.0	0	0.0
Miscellaneous Engineers, Incl. Agric. (172XXX)	4,675	4,453	95.3	218	4.7	3,900	83.4	170	3.6	90	1.9
Drafters, Engrng. & Mapping Techs. (173000)	10,155	8,636	85.0	1,497	14.7	7,530	74.2	1,220	12.0	379	3.7
Drafters (173010)	3,190	2,723	85.4	459	14.4	2,565	80.4	420	13.2	70	2.2
Engineering Technicians, Exc. Drafters (173020)	6,135	5,184	84.5	939	15.3	4,250	69.3	725	11.8	299	4.9
Surveying & Mapping Technicians (173031)	830	729	87.8	99	11.9	715	86.1	75	9.0	10	1.2
<b>Life, Physical, &amp; Social Science Occs. (190001)</b>	<b>19,730</b>	<b>11,101</b>	<b>56.3</b>	<b>8,604</b>	<b>43.6</b>	<b>9,200</b>	<b>46.6</b>	<b>6,944</b>	<b>35.2</b>	<b>196</b>	<b>1.0</b>
Life Scientists (191000)	3,745	2,247	60.0	1,506	40.2	1,710	45.7	1,115	29.8	25	0.7
Agricultural & Food Scientists (191010)	335	240	71.6	95	28.4	240	71.6	80	23.9	0	0.0
Biological Scientists (191020)	925	539	58.3	389	42.1	465	50.3	315	34.1	0	0.0
Conservation Scientists & Foresters (191030)	80	64	80.0	19	23.8	60	75.0	15	18.8	0	0.0
Medical Scientists (191040)	2,405	1,404	58.4	1,003	41.7	945	39.3	705	29.3	25	1.0

**CONNECTICUT OCCUPATIONAL STATISTICS**  
**for Equal Employment Opportunity and Affirmative Action Planning**  
**2000 Census of Population and Housing - Special EEO Tabulation**

**Statewide**

Black Non-Hispanic		Hispanic in Any Race				All Other Non-Hispanic				Occupation
Female	%	Male	%	Female	%	Male	%	Female	%	
4	0.9	15	3.2	4	0.9	20	4.3	10	2.1	Budget Analysts (132031)
25	5.7	10	2.3	40	9.2	20	4.6	4	0.9	Credit Analysts (132041)
55	2.8	4	0.2	10	0.5	84	4.2	39	2.0	Financial Analysts (132051)
145	2.2	130	2.0	44	0.7	120	1.8	124	1.9	Personal Financial Advisors (132052)
140	4.4	35	1.1	80	2.5	44	1.4	30	1.0	Insurance Underwriters (132053)
10	6.9	15	10.3	4	2.8	0	0.0	0	0.0	Financial Examiners (132061)
160	4.7	45	1.3	85	2.5	29	0.8	65	1.9	Loan Counselors & Officers (132070)
25	2.8	14	1.5	4	0.4	4	0.4	0	0.0	Tax Examiners, Collectors, & Rev. Agts (132081)
10	0.7	10	0.7	35	2.6	10	0.7	25	1.9	Tax Preparers (132082)
70	7.2	0	0.0	55	5.7	15	1.5	15	1.5	Financial Specialists, All Other (132099)
<b>14,451</b>	<b>3.6</b>	<b>5,947</b>	<b>1.5</b>	<b>9,571</b>	<b>2.4</b>	<b>11,338</b>	<b>2.9</b>	<b>8,834</b>	<b>2.2</b>	<b>PROFESSIONAL &amp; RELATED OCCUPATIONS (150000)</b>
<b>1,264</b>	<b>2.5</b>	<b>1,009</b>	<b>2.0</b>	<b>578</b>	<b>1.2</b>	<b>3,732</b>	<b>7.5</b>	<b>1,287</b>	<b>2.6</b>	<b>Computer &amp; Mathematical Occupations (150001)</b>
1,094	2.4	934	2.0	510	1.1	3,537	7.6	1,218	2.6	Computer Specialists (151000)
269	2.2	285	2.3	155	1.3	849	6.9	453	3.7	Computer Programmers (151021)
135	1.5	90	1.0	85	0.9	1,030	11.5	294	3.3	Computer Software Engineers (151030)
130	2.6	125	2.5	110	2.2	215	4.3	45	0.9	Computer Support Specialists (151041)
65	4.9	44	3.3	10	0.8	40	3.0	44	3.3	Database Administrators (151061)
90	3.5	85	3.3	10	0.4	115	4.5	29	1.1	Network & Computer Syst. Admins. (151071)
90	2.1	125	2.9	20	0.5	279	6.5	49	1.1	Network Sys. & Data Comm. Analysts (151081)
315	2.6	180	1.5	120	1.0	1,009	8.5	304	2.6	Computer Scientists & Sys. Analysts (1510XX)
170	5.0	75	2.2	68	2.0	195	5.8	69	2.0	Mathematical Scientists (152000)
85	5.6	10	0.7	4	0.3	100	6.6	55	3.6	Actuaries (152011)
60	4.4	45	3.3	60	4.4	65	4.8	4	0.3	Operations Research Analysts (152031)
25	4.9	20	3.9	4	0.8	30	5.8	10	1.9	Misc. Math Science Occupations (1520XX)
<b>225</b>	<b>0.5</b>	<b>1,133</b>	<b>2.7</b>	<b>181</b>	<b>0.4</b>	<b>1,901</b>	<b>4.6</b>	<b>316</b>	<b>0.8</b>	<b>Architecture &amp; Engineering Occs. (170001)</b>
0	0.0	75	2.2	35	1.0	88	2.5	25	0.7	Architects, Surveyors, & Cartographers (171000)
0	0.0	65	2.1	35	1.1	74	2.4	25	0.8	Architects, Except Naval (171010)
0	0.0	10	2.8	0	0.0	14	3.9	0	0.0	Surv., Cartog., & Photogrammetrists (171020)
80	0.3	694	2.5	88	0.3	1,450	5.2	217	0.8	Engineers (172000)
15	0.4	130	3.5	19	0.5	259	6.9	59	1.6	Aerospace Engineers (172011)
10	1.4	25	3.6	0	0.0	69	9.9	15	2.2	Chemical Engineers (172041)
0	0.0	105	3.1	15	0.4	164	4.8	35	1.0	Civil Engineers (172051)
10	1.2	20	2.3	0	0.0	55	6.4	4	0.5	Computer Hardware Engineers (172061)
10	0.2	44	1.0	10	0.2	210	4.9	4	0.1	Electrical & Electronics Engineers (172070)
0	0.0	15	2.7	0	0.0	0	0.0	4	0.7	Environmental Engineers (172081)
35	1.0	95	2.8	30	0.9	84	2.5	30	0.9	Ind. Engineers, Incl. Health & Safety (172110)
0	0.0	20	2.4	0	0.0	8	1.0	4	0.5	Marine Engineers & Naval Architects (172121)
0	0.0	15	1.8	4	0.5	30	3.6	0	0.0	Materials Engineers (172131)
0	0.0	130	3.0	0	0.0	188	4.3	24	0.5	Mechanical Engineers (172141)
0	0.0	0	0.0	0	0.0	15	4.6	0	0.0	Nuclear Engineers (172161)
0	0.0	0	0.0	0	0.0	0	0.0	0	0.0	Petroleum, Mining & Geological Engrs. (1721XX)
0	0.0	95	2.0	10	0.2	368	7.9	38	0.8	Miscellaneous Engineers, Incl. Agric. (172XXX)
145	1.4	364	3.6	58	0.6	363	3.6	74	0.7	Drafters, Engrng. & Mapping Techs. (173000)
15	0.5	45	1.4	10	0.3	43	1.3	14	0.4	Drafters (173010)
130	2.1	315	5.1	44	0.7	320	5.2	40	0.7	Engineering Technicians, Exc. Drafters (173020)
0	0.0	4	0.5	4	0.5	0	0.0	20	2.4	Surveying & Mapping Technicians (173031)
<b>372</b>	<b>1.9</b>	<b>319</b>	<b>1.6</b>	<b>332</b>	<b>1.7</b>	<b>1,386</b>	<b>7.0</b>	<b>956</b>	<b>4.8</b>	<b>Life, Physical, &amp; Social Science Occs. (190001)</b>
89	2.4	68	1.8	24	0.6	444	11.9	278	7.4	Life Scientists (191000)
0	0.0	0	0.0	0	0.0	0	0.0	15	4.5	Agricultural & Food Scientists (191010)
4	0.4	4	0.4	10	1.1	70	7.6	60	6.5	Biological Scientists (191020)
0	0.0	4	5.0	0	0.0	0	0.0	4	5.0	Conservation Scientists & Foresters (191030)
85	3.5	60	2.5	14	0.6	374	15.6	199	8.3	Medical Scientists (191040)



**CONNECTICUT OCCUPATIONAL STATISTICS**  
**for Equal Employment Opportunity and Affirmative Action Planning**  
**2000 Census of Population and Housing - Special EEO Tabulation**

**Statewide**

Occupation	Total All Races *	Total Civilian Labor Force				White Non-Hispanic				Black Non-Hispanic	
		Male	%	Female	%	Male	%	Female	%	Male	%
Physical Scientists (192000)	6,465	4,242	65.6	2,215	34.3	3,460	53.5	1,564	24.2	20	0.3
Astronomers & Physicists (192010)	195	169	86.7	25	12.8	155	79.5	25	12.8	0	0.0
Atmospheric & Space Scientists (192021)	80	70	87.5	4	5.0	70	87.5	4	5.0	0	0.0
Chemists & Materials Scientists (192030)	2,445	1,605	65.6	844	34.5	1,375	56.2	605	24.7	0	0.0
Environ. Scientists & Geoscientists (192040)	745	573	76.9	165	22.1	550	73.8	155	20.8	0	0.0
Physical Scientists, All Other (192099)	3,000	1,825	60.8	1,177	39.2	1,310	43.7	775	25.8	20	0.7
Social Scientists & Related Workers (193000)	6,165	2,749	44.6	3,400	55.2	2,540	41.2	3,110	50.4	57	0.9
Economists (193011)	340	235	69.1	100	29.4	205	60.3	80	23.5	0	0.0
Market & Survey Researchers (193020)	1,705	813	47.7	889	52.1	785	46.0	775	45.5	4	0.2
Psychologists (193030)	3,410	1,235	36.2	2,178	63.9	1,110	32.6	2,030	59.5	35	1.0
Urban & Regional Planners (193051)	295	204	69.2	84	28.5	190	64.4	80	27.1	10	3.4
Misc. Soc. Scientists, Incl. Sociologists (1930XX)	415	262	63.1	149	35.9	250	60.2	145	34.9	8	1.9
Life, Physical, & Soc.Science Techs. (194000)	3,355	1,863	55.5	1,483	44.2	1,490	44.4	1,155	34.4	94	2.8
Agric. & Food Science Technicians (194011)	195	131	67.2	59	30.3	80	41.0	45	23.1	4	2.1
Biological Technicians (194021)	140	85	60.7	60	42.9	70	50.0	50	35.7	0	0.0
Chemical Technicians (194031)	1,110	798	71.9	309	27.8	620	55.9	190	17.1	50	4.5
Geological & Petroleum Technicians (194041)	60	45	75.0	15	25.0	45	75.0	15	25.0	0	0.0
Misc. Life, Phy., & Soc. Sci. Techs. (1940XX)	1,850	804	43.5	1,040	56.2	675	36.5	855	46.2	40	2.2
<b>Community &amp; Social Services Occs. (210001)</b>	<b>27,980</b>	<b>9,800</b>	<b>35.0</b>	<b>18,176</b>	<b>65.0</b>	<b>7,190</b>	<b>25.7</b>	<b>13,020</b>	<b>46.5</b>	<b>1,574</b>	<b>5.6</b>
Counselors, Soc. Workers, & Others (211000)	23,000	6,472	28.1	16,523	71.8	4,420	19.2	11,555	50.2	1,329	5.8
Counselors (211010)	8,660	2,865	33.1	5,794	66.9	2,055	23.7	4,355	50.3	565	6.5
Social Workers (211020)	10,910	2,408	22.1	8,494	77.9	1,530	14.0	5,860	53.7	519	4.8
Misc. Comm. & Soc. Serv. Specialists (211090)	3,430	1,199	35.0	2,235	65.2	835	24.3	1,340	39.1	245	7.1
Religious Workers (212000)	4,980	3,328	66.8	1,653	33.2	2,770	55.6	1,465	29.4	245	4.9
Clergy (212011)	3,590	2,909	81.0	679	18.9	2,445	68.1	600	16.7	205	5.7
Directors, Religious Activities & Educ. (212021)	355	100	28.2	254	71.5	100	28.2	250	70.4	0	0.0
Religious Workers, All Other (212099)	1,035	319	30.8	720	69.6	225	21.7	615	59.4	40	3.9
<b>Legal Occupations (230001)</b>	<b>23,460</b>	<b>12,475</b>	<b>53.2</b>	<b>10,995</b>	<b>46.9</b>	<b>11,725</b>	<b>50.0</b>	<b>9,585</b>	<b>40.9</b>	<b>340</b>	<b>1.4</b>
Lawyers, Judges, & Related Workers (231000)	15,575	11,221	72.0	4,351	27.9	10,650	68.4	3,795	24.4	250	1.6
Lawyers (231011)	14,610	10,702	73.3	3,908	26.7	10,170	69.6	3,420	23.4	225	1.5
Judges, Magistrates, & Other Jud. Wrks (231020)	965	519	53.8	443	45.9	480	49.7	375	38.9	25	2.6
Legal Support Workers (232000)	7,885	1,254	15.9	6,644	84.3	1,075	13.6	5,790	73.4	90	1.1
Paralegals & Legal Assistants (232011)	5,560	460	8.3	5,104	91.8	390	7.0	4,470	80.4	30	0.5
Miscellaneous Legal Support Workers (232090)	2,325	794	34.2	1,540	66.2	685	29.5	1,320	56.8	60	2.6
<b>Education, Training, &amp; Library Occs. (250001)</b>	<b>110,685</b>	<b>28,877</b>	<b>26.1</b>	<b>81,783</b>	<b>73.9</b>	<b>24,895</b>	<b>22.5</b>	<b>71,560</b>	<b>64.7</b>	<b>1,454</b>	<b>1.3</b>
Postsecondary Teachers (251000)	16,010	8,284	51.7	7,736	48.3	6,590	41.2	6,255	39.1	440	2.7
Primary, Sec. & Special Ed. Teachers (252000)	65,730	15,198	23.1	50,510	76.8	13,965	21.2	46,010	70.0	605	0.9
Preschool & Kindergarten Teachers (252010)	7,100	219	3.1	6,873	96.8	95	1.3	5,860	82.5	40	0.6
Elementary & Middle School Teachers (252020)	42,280	9,095	21.5	33,184	78.5	8,305	19.6	30,420	71.9	410	1.0
Secondary School Teachers (252030)	12,785	5,389	42.2	7,389	57.8	5,135	40.2	6,815	53.3	115	0.9
Special Education Teachers (252040)	3,565	495	13.9	3,064	85.9	430	12.1	2,915	81.8	40	1.1
Other Teachers & Instructors (253000)	9,155	2,933	32.0	6,215	67.9	2,530	27.6	5,370	58.7	159	1.7
Librarians, Curators, & Archivists (254000)	5,145	1,088	21.1	4,062	79.0	865	16.8	3,645	70.8	75	1.5
Archivists, Curators, & Museum Techs. (254010)	805	309	38.4	499	62.0	255	31.7	435	54.0	35	4.3
Librarians (254021)	3,445	474	13.8	2,970	86.2	375	10.9	2,675	77.6	0	0.0
Library Technicians (254031)	895	305	34.1	593	66.3	235	26.3	535	59.8	40	4.5
Other Educ., Training, & Library Occs. (259000)	14,645	1,374	9.4	13,260	90.5	945	6.5	10,280	70.2	175	1.2
Teacher Assistants (259041)	13,885	1,084	7.8	12,790	92.1	710	5.1	9,840	70.9	155	1.1
Other Educ., Training, & Library Wrks (2590XX)	760	290	38.2	470	61.8	235	30.9	440	57.9	20	2.6
<b>Arts, Des., Entert., Sports, &amp; Media Occs. (270001)</b>	<b>38,310</b>	<b>20,177</b>	<b>52.7</b>	<b>18,059</b>	<b>47.1</b>	<b>18,080</b>	<b>47.2</b>	<b>16,360</b>	<b>42.7</b>	<b>823</b>	<b>2.1</b>
Art & Design Workers (271000)	15,780	7,238	45.9	8,527	54.0	6,610	41.9	7,870	49.9	210	1.3
Artists & Related Workers (271010)	3,360	1,664	49.5	1,682	50.1	1,560	46.4	1,555	46.3	35	1.0



**CONNECTICUT OCCUPATIONAL STATISTICS**  
**for Equal Employment Opportunity and Affirmative Action Planning**  
**2000 Census of Population and Housing - Special EEO Tabulation**

**Statewide**

Black Non-Hispanic		Hispanic in Any Race				All Other Non-Hispanic				Occupation
Female	%	Male	%	Female	%	Male	%	Female	%	
53	0.8	113	1.7	134	2.1	649	10.0	464	7.2	Physical Scientists (192000)
0	0.0	4	2.1	0	0.0	10	5.1	0	0.0	Astronomers & Physicists (192010)
0	0.0	0	0.0	0	0.0	0	0.0	0	0.0	Atmospheric & Space Scientists (192021)
4	0.2	45	1.8	75	3.1	185	7.6	160	6.5	Chemists & Materials Scientists (192030)
0	0.0	4	0.5	10	1.3	19	2.6	0	0.0	Environ. Scientists & Geoscientists (192040)
49	1.6	60	2.0	49	1.6	435	14.5	304	10.1	Physical Scientists, All Other (192099)
80	1.3	44	0.7	79	1.3	108	1.8	131	2.1	Social Scientists & Related Workers (193000)
0	0.0	15	4.4	10	2.9	15	4.4	10	2.9	Economists (193011)
25	1.5	4	0.2	24	1.4	20	1.2	65	3.8	Market & Survey Researchers (193020)
55	1.6	25	0.7	45	1.3	65	1.9	48	1.4	Psychologists (193030)
0	0.0	0	0.0	0	0.0	4	1.4	4	1.4	Urban & Regional Planners (193051)
0	0.0	0	0.0	0	0.0	4	1.0	4	1.0	Misc. Soc. Scientists, Incl. Sociologists (1930XX)
150	4.5	94	2.8	95	2.8	185	5.5	83	2.5	Life, Physical, & Soc. Science Techs. (194000)
0	0.0	35	17.9	10	5.1	12	6.2	4	2.1	Agric. & Food Science Technicians (194011)
0	0.0	0	0.0	0	0.0	15	10.7	10	7.1	Biological Technicians (194021)
65	5.9	45	4.1	35	3.2	83	7.5	19	1.7	Chemical Technicians (194031)
0	0.0	0	0.0	0	0.0	0	0.0	0	0.0	Geological & Petroleum Technicians (194041)
85	4.6	14	0.8	50	2.7	75	4.1	50	2.7	Misc. Life, Phy., & Soc. Sci. Techs. (1940XX)
<b>3,015</b>	<b>10.8</b>	<b>669</b>	<b>2.4</b>	<b>1,764</b>	<b>6.3</b>	<b>367</b>	<b>1.3</b>	<b>377</b>	<b>1.3</b>	<b>Community &amp; Social Services Occs. (210001)</b>
2,950	12.8	570	2.5	1,705	7.4	153	0.7	313	1.4	Counselors, Soc. Workers, & Others (211000)
960	11.1	175	2.0	400	4.6	70	0.8	79	0.9	Counselors (211010)
1,515	13.9	305	2.8	965	8.8	54	0.5	154	1.4	Social Workers (211020)
475	13.8	90	2.6	340	9.9	29	0.8	80	2.3	Misc. Comm. & Soc. Serv. Specialists (211090)
65	1.3	99	2.0	59	1.2	214	4.3	64	1.3	Religious Workers (212000)
35	1.0	85	2.4	14	0.4	174	4.8	30	0.8	Clergy (212011)
0	0.0	0	0.0	0	0.0	0	0.0	4	1.1	Directors, Religious Activities & Educ. (212021)
30	2.9	14	1.4	45	4.3	40	3.9	30	2.9	Religious Workers, All Other (212099)
<b>634</b>	<b>2.7</b>	<b>114</b>	<b>0.5</b>	<b>470</b>	<b>2.0</b>	<b>296</b>	<b>1.3</b>	<b>306</b>	<b>1.3</b>	<b>Legal Occupations (230001)</b>
249	1.6	65	0.4	155	1.0	256	1.6	152	1.0	Lawyers, Judges, & Related Workers (231000)
205	1.4	65	0.4	145	1.0	242	1.7	138	0.9	Lawyers (231011)
44	4.6	0	0.0	10	1.0	14	1.5	14	1.5	Judges, Magistrates, & Other Jud. Wrks (231020)
385	4.9	49	0.6	315	4.0	40	0.5	154	2.0	Legal Support Workers (232000)
305	5.5	25	0.4	220	4.0	15	0.3	109	2.0	Paralegals & Legal Assistants (232011)
80	3.4	24	1.0	95	4.1	25	1.1	45	1.9	Miscellaneous Legal Support Workers (232090)
<b>4,218</b>	<b>3.8</b>	<b>1,184</b>	<b>1.1</b>	<b>3,719</b>	<b>3.4</b>	<b>1,344</b>	<b>1.2</b>	<b>2,286</b>	<b>2.1</b>	<b>Education, Training, &amp; Library Occs. (250001)</b>
399	2.5	385	2.4	405	2.5	869	5.4	677	4.2	Postsecondary Teachers (251000)
1,909	2.9	419	0.6	1,650	2.5	209	0.3	941	1.4	Primary, Sec. & Special Ed. Teachers (252000)
465	6.5	74	1.0	405	5.7	10	0.1	143	2.0	Preschool & Kindergarten Teachers (252010)
1,139	2.7	225	0.5	980	2.3	155	0.4	645	1.5	Elementary & Middle School Teachers (252020)
245	1.9	95	0.7	200	1.6	44	0.3	129	1.0	Secondary School Teachers (252030)
60	1.7	25	0.7	65	1.8	0	0.0	24	0.7	Special Education Teachers (252040)
385	4.2	130	1.4	225	2.5	114	1.2	235	2.6	Other Teachers & Instructors (253000)
150	2.9	50	1.0	94	1.8	98	1.9	173	3.4	Librarians, Curators, & Archivists (254000)
20	2.5	0	0.0	0	0.0	19	2.4	44	5.5	Archivists, Curators, & Museum Techs. (254010)
95	2.8	30	0.9	90	2.6	69	2.0	110	3.2	Librarians (254021)
35	3.9	20	2.2	4	0.4	10	1.1	19	2.1	Library Technicians (254031)
1,375	9.4	200	1.4	1,345	9.2	54	0.4	260	1.8	Other Educ., Training, & Library Occs. (259000)
1,345	9.7	175	1.3	1,345	9.7	44	0.3	260	1.9	Teacher Assistants (259041)
30	3.9	25	3.3	0	0.0	10	1.3	0	0.0	Other Educ., Training, & Library Wrks (2590XX)
<b>480</b>	<b>1.3</b>	<b>712</b>	<b>1.9</b>	<b>709</b>	<b>1.9</b>	<b>562</b>	<b>1.5</b>	<b>510</b>	<b>1.3</b>	<b>Arts, Des., Entert., Sports, &amp; Media Occs. (270001)</b>
190	1.2	225	1.4	240	1.5	193	1.2	227	1.4	Art & Design Workers (271000)
30	0.9	45	1.3	35	1.0	24	0.7	62	1.8	Artists & Related Workers (271010)

**CONNECTICUT OCCUPATIONAL STATISTICS**  
**for Equal Employment Opportunity and Affirmative Action Planning**  
**2000 Census of Population and Housing - Special EEO Tabulation**

**Statewide**

Occupation	Total All Races *	Total Civilian Labor Force				White Non-Hispanic				Black Non-Hispanic	
		Male	%	Female	%	Male	%	Female	%	Male	%
Designers (271020)	12,420	5,574	44.9	6,845	55.1	5,050	40.7	6,315	50.8	175	1.4
Entertainers & Perf., Sports & Rel. Wrkrs. (272000)	7,925	5,060	63.8	2,830	35.7	4,370	55.1	2,670	33.7	344	4.3
Actors (272011)	295	160	54.2	134	45.4	120	40.7	100	33.9	10	3.4
Producers & Directors (272012)	2,000	1,233	61.7	764	38.2	1,115	55.8	700	35.0	69	3.5
Athletes, Coaches, Umps, & Rel. Wrkrs (272020)	3,190	2,235	70.1	948	29.7	1,915	60.0	920	28.8	155	4.9
Dancers & Choreographers (272030)	155	50	32.3	98	63.2	50	32.3	90	58.1	0	0.0
Musicians, Singers, & Rel. Workers (272040)	2,045	1,258	61.5	778	38.0	1,095	53.5	760	37.2	85	4.2
Ent. & Perf., Sports & Rel. Wrkrs, All Other (272099)	240	124	51.7	108	45.0	75	31.3	100	41.7	25	10.4
Media & Communication Workers (273000)	11,555	5,576	48.3	5,957	51.6	5,070	43.9	5,195	45.0	159	1.4
Announcers (273010)	620	544	87.7	80	12.9	425	68.5	55	8.9	45	7.3
News Analysts, Reporters & Corresp. (273020)	1,250	750	60.0	500	40.0	720	57.6	430	34.4	20	1.6
Public Relations Specialists (273031)	1,850	653	35.3	1,184	64.0	590	31.9	1,105	59.7	20	1.1
Editors (273041)	3,185	1,420	44.6	1,762	55.3	1,330	41.8	1,605	50.4	10	0.3
Technical Writers (273042)	1,050	593	56.5	454	43.2	520	49.5	370	35.2	40	3.8
Writers & Authors (273043)	2,765	1,314	47.5	1,448	52.4	1,245	45.0	1,370	49.5	20	0.7
Misc. Media & Comm. Workers (273090)	835	302	36.2	529	63.4	240	28.7	260	31.1	4	0.5
Media & Comm. Equipment Workers (274000)	3,050	2,303	75.5	745	24.4	2,030	66.6	625	20.5	110	3.6
Photographers (274021)	1,590	1,104	69.4	485	30.5	970	61.0	405	25.5	30	1.9
TV, Video, & Motion Pict. Camera Oper. (274030)	390	305	78.2	90	23.1	285	73.1	60	15.4	0	0.0
BC & Sound Engring. Techs, Etc. (2740XX)	1,070	894	83.6	170	15.9	775	72.4	160	15.0	80	7.5
<b>Healthcare Practitioners &amp; Tech. Occs. (290001)</b>	<b>85,625</b>	<b>21,547</b>	<b>25.2</b>	<b>64,047</b>	<b>74.8</b>	<b>18,134</b>	<b>21.2</b>	<b>55,190</b>	<b>64.5</b>	<b>856</b>	<b>1.0</b>
Health Diag. & Treating Practitioners (291000)	61,470	16,694	27.2	44,782	72.9	14,139	23.0	39,460	64.2	531	0.9
Chiropractors (291011)	615	430	69.9	184	29.9	430	69.9	130	21.1	0	0.0
Dentists (291020)	2,360	2,065	87.5	294	12.5	1,890	80.1	190	8.1	80	3.4
Dietitians & Nutritionists (291031)	1,210	114	9.4	1,100	90.9	80	6.6	905	74.8	30	2.5
Optometrists (291041)	385	265	68.8	124	32.2	265	68.8	120	31.2	0	0.0
Pharmacists (291051)	2,420	1,294	53.5	1,130	46.7	1,265	52.3	1,035	42.8	4	0.2
Physicians & Surgeons (291060)	11,350	8,400	74.0	2,944	25.9	6,830	60.2	2,140	18.9	195	1.7
Physician Assistants (291071)	980	255	26.0	727	74.2	205	20.9	640	65.3	0	0.0
Podiatrists (291081)	160	149	93.1	15	9.4	145	90.6	15	9.4	0	0.0
Registered Nurses (291111)	33,335	2,113	6.3	31,220	93.7	1,660	5.0	27,610	82.8	135	0.4
Audiologists (291121)	180	20	11.1	160	88.9	20	11.1	160	88.9	0	0.0
Occupational Therapists (291122)	1,065	30	2.8	1,040	97.7	30	2.8	1,000	93.9	0	0.0
Physical Therapists (291123)	2,315	418	18.1	1,893	81.8	340	14.7	1,755	75.8	44	1.9
Radiation Therapists (291124)	210	35	16.7	175	83.3	35	16.7	175	83.3	0	0.0
Recreational Therapists (291125)	625	64	10.2	565	90.4	50	8.0	535	85.6	10	1.6
Respiratory Therapists (291126)	1,035	335	32.4	704	68.0	250	24.2	665	64.3	25	2.4
Speech-Language Pathologists (291127)	1,320	49	3.7	1,269	96.1	35	2.7	1,220	92.4	4	0.3
Therapists, All Other (291129)	930	234	25.2	694	74.6	230	24.7	640	68.8	4	0.4
Veterinarians (291131)	875	412	47.1	460	52.6	375	42.9	445	50.9	0	0.0
Health Diag. & Treating Pract., All Other (291199)	100	12	12.0	84	84.0	4	4.0	80	80.0	0	0.0
Health Technologists & Technicians (292000)	22,995	4,284	18.6	18,681	81.2	3,490	15.2	15,295	66.5	275	1.2
Clinical Lab Technologists & Techs. (292010)	4,205	878	20.9	3,318	78.9	670	15.9	2,585	61.5	55	1.3
Dental Hygienists (292021)	2,140	30	1.4	2,110	98.6	30	1.4	2,020	94.4	0	0.0
Diagnostic-Rel. Technologists & Techs. (292030)	3,010	640	21.3	2,369	78.7	500	16.6	2,220	73.8	35	1.2
Emergency Med. Techs & Paramedics (292041)	1,175	832	70.8	335	28.5	800	68.1	325	27.7	10	0.9
Health Diag & Treat. Pract. Supp. Techs. (292050)	3,800	704	18.5	3,094	81.4	505	13.3	2,555	67.2	70	1.8
Lic. Practical & Lic. Vocational Nurses (292061)	6,380	389	6.1	5,992	93.9	290	4.5	4,495	70.5	35	0.5
Medical Records & Health Info. Techs. (292071)	755	100	13.2	655	86.8	85	11.3	455	60.3	0	0.0
Opticians, Dispensing (292081)	585	358	61.2	225	38.5	330	56.4	190	32.5	20	3.4
Misc. Health Technologists & Techs. (292090)	945	353	37.4	583	61.7	280	29.6	450	47.6	50	5.3
Other Healthcare Pract. & Tech. Occs. (299000)	1,160	569	49.1	584	50.3	505	43.5	435	37.5	50	4.3

**CONNECTICUT OCCUPATIONAL STATISTICS**  
**for Equal Employment Opportunity and Affirmative Action Planning**  
**2000 Census of Population and Housing - Special EEO Tabulation**

**Statewide**

Black Non-Hispanic		Hispanic in Any Race				All Other Non-Hispanic				Occupation
Female	%	Male	%	Female	%	Male	%	Female	%	
160	1.3	180	1.4	205	1.7	169	1.4	165	1.3	Designers (271020)
77	1.0	169	2.1	61	0.8	177	2.2	22	0.3	Entertainers & Perf., Sports & Rel. Wrkrs. (272000)
20	6.8	15	5.1	14	4.7	15	5.1	0	0.0	Actors (272011)
45	2.3	25	1.3	19	0.9	24	1.2	0	0.0	Producers & Directors (272012)
4	0.1	85	2.7	14	0.4	80	2.5	10	0.3	Athletes, Coaches, Umps, & Rel. Wrkrs (272020)
0	0.0	0	0.0	4	2.6	0	0.0	4	2.6	Dancers & Choreographers (272030)
4	0.2	24	1.2	10	0.5	54	2.6	4	0.2	Musicians, Singers, & Rel. Workers (272040)
4	1.7	20	8.3	0	0.0	4	1.7	4	1.7	Ent. & Perf., Sports & Rel. Wrkrs, All Other (272099)
183	1.6	203	1.8	333	2.9	144	1.2	246	2.1	Media & Communication Workers (273000)
0	0.0	55	8.9	15	2.4	19	3.1	10	1.6	Announcers (273010)
20	1.6	0	0.0	20	1.6	10	0.8	30	2.4	News Analysts, Reporters & Corresp. (273020)
45	2.4	35	1.9	10	0.5	8	0.4	24	1.3	Public Relations Specialists (273031)
64	2.0	55	1.7	39	1.2	25	0.8	54	1.7	Editors (273041)
4	0.4	15	1.4	30	2.9	18	1.7	50	4.8	Technical Writers (273042)
35	1.3	24	0.9	4	0.1	25	0.9	39	1.4	Writers & Authors (273043)
15	1.8	19	2.3	215	25.7	39	4.7	39	4.7	Misc. Media & Comm. Workers (273090)
30	1.0	115	3.8	75	2.5	48	1.6	15	0.5	Media & Comm. Equipment Workers (274000)
20	1.3	90	5.7	45	2.8	14	0.9	15	0.9	Photographers (274021)
0	0.0	10	2.6	30	7.7	10	2.6	0	0.0	TV, Video, & Motion Pict. Camera Oper. (274030)
10	0.9	15	1.4	0	0.0	24	2.2	0	0.0	BC & Sound Engring. Techs, Etc. (2740XX)
<b>4,243</b>	<b>5.0</b>	<b>807</b>	<b>0.9</b>	<b>1,818</b>	<b>2.1</b>	<b>1,750</b>	<b>2.0</b>	<b>2,796</b>	<b>3.3</b>	<b>Healthcare Practitioners &amp; Tech. Occs. (290001)</b>
2,184	3.6	522	0.8	989	1.6	1,502	2.4	2,149	3.5	Health Diag. & Treating Practitioners (291000)
0	0.0	0	0.0	50	8.1	0	0.0	4	0.7	Chiropractors (291011)
30	1.3	65	2.8	25	1.1	30	1.3	49	2.1	Dentists (291020)
90	7.4	4	0.3	40	3.3	0	0.0	65	5.4	Dietitians & Nutritionists (291031)
0	0.0	0	0.0	0	0.0	0	0.0	4	1.0	Optometrists (291041)
15	0.6	0	0.0	20	0.8	25	1.0	60	2.5	Pharmacists (291051)
75	0.7	245	2.2	110	1.0	1,130	10.0	619	5.5	Physicians & Surgeons (291060)
20	2.0	40	4.1	55	5.6	10	1.0	12	1.2	Physician Assistants (291071)
0	0.0	0	0.0	0	0.0	4	2.5	0	0.0	Podiatrists (291081)
1,840	5.5	85	0.3	555	1.7	233	0.7	1,215	3.6	Registered Nurses (291111)
0	0.0	0	0.0	0	0.0	0	0.0	0	0.0	Audiologists (291121)
15	1.4	0	0.0	0	0.0	0	0.0	25	2.3	Occupational Therapists (291122)
35	1.5	0	0.0	45	1.9	34	1.5	58	2.5	Physical Therapists (291123)
0	0.0	0	0.0	0	0.0	0	0.0	0	0.0	Radiation Therapists (291124)
10	1.6	0	0.0	20	3.2	4	0.6	0	0.0	Recreational Therapists (291125)
15	1.4	40	3.9	0	0.0	20	1.9	24	2.3	Respiratory Therapists (291126)
20	1.5	10	0.8	29	2.2	0	0.0	0	0.0	Speech-Language Pathologists (291127)
4	0.4	0	0.0	40	4.3	0	0.0	10	1.1	Therapists, All Other (291129)
15	1.7	29	3.3	0	0.0	8	0.9	0	0.0	Veterinarians (291131)
0	0.0	4	4.0	0	0.0	4	4.0	4	4.0	Health Diag. & Treating Pract., All Other (291199)
1,969	8.6	271	1.2	809	3.5	248	1.1	608	2.6	Health Technologists & Technicians (292000)
300	7.1	55	1.3	145	3.4	98	2.3	288	6.8	Clinical Lab Technologists & Techs. (292010)
25	1.2	0	0.0	35	1.6	0	0.0	30	1.4	Dental Hygienists (292021)
99	3.3	30	1.0	30	1.0	75	2.5	20	0.7	Diagnostic-Rel. Technologists & Techs. (292030)
0	0.0	8	0.7	0	0.0	14	1.2	10	0.9	Emergency Med. Techs & Paramedics (292041)
240	6.3	105	2.8	245	6.4	24	0.6	54	1.4	Health Diag & Treat. Pract. Supp. Techs. (292050)
1,125	17.6	50	0.8	200	3.1	14	0.2	172	2.7	Lic. Practical & Lic. Vocational Nurses (292061)
75	9.9	0	0.0	115	15.2	15	2.0	10	1.3	Medical Records & Health Info. Techs. (292071)
15	2.6	4	0.7	20	3.4	4	0.7	0	0.0	Opticians, Dispensing (292081)
90	9.5	19	2.0	19	2.0	4	0.4	24	2.5	Misc. Health Technologists & Techs. (292090)
90	7.8	14	1.2	20	1.7	0	0.0	39	3.4	Other Healthcare Pract. & Tech. Occs. (299000)

**CONNECTICUT OCCUPATIONAL STATISTICS**  
**for Equal Employment Opportunity and Affirmative Action Planning**  
**2000 Census of Population and Housing - Special EEO Tabulation**

**Statewide**

Occupation	Total All Races *	Total Civilian Labor Force				White Non-Hispanic				Black Non-Hispanic	
		Male	%	Female	%	Male	%	Female	%	Male	%
<b>SERVICE OCCUPATIONS (310000)</b>	<b>256,275</b>	<b>114,573</b>	<b>44.7</b>	<b>141,548</b>	<b>55.2</b>	<b>78,060</b>	<b>30.5</b>	<b>99,039</b>	<b>38.6</b>	<b>13,303</b>	<b>5.2</b>
<i>Healthcare Support Occupations (310001)</i>	<b>43,250</b>	<b>5,392</b>	<b>12.5</b>	<b>37,857</b>	<b>87.5</b>	<b>3,060</b>	<b>7.1</b>	<b>23,020</b>	<b>53.2</b>	<b>1,365</b>	<b>3.2</b>
Nursing, Psych., & Home Health Aides (311000)	29,895	3,694	12.4	26,210	87.7	2,050	6.9	13,465	45.0	960	3.2
Nursing, Psych., & Home Health Aides (311010)	29,895	3,694	12.4	26,210	87.7	2,050	6.9	13,465	45.0	960	3.2
Occ. & Phys. Therapist Assists & Aides (312000)	835	174	20.8	659	78.9	140	16.8	565	67.7	20	2.4
Occ. Therapist Assistants & Aides (312010)	140	10	7.1	130	92.9	10	7.1	130	92.9	0	0.0
Physical Therapist Assistants & Aides (312020)	695	164	23.6	529	76.1	130	18.7	435	62.6	20	2.9
Other Healthcare Support Occupations (319000)	12,520	1,524	12.2	10,988	87.8	870	6.9	8,990	71.8	385	3.1
Massage Therapists (319011)	990	200	20.2	789	79.7	175	17.7	735	74.2	10	1.0
Dental Assistants (319091)	3,165	45	1.4	3,120	98.6	20	0.6	2,660	84.0	0	0.0
Med. Assist. & Other Health Supp. Occs (31909X)	8,365	1,279	15.3	7,079	84.6	675	8.1	5,595	66.9	375	4.5
<b>Protective Service Occupations (330001)</b>	<b>33,185</b>	<b>27,605</b>	<b>83.2</b>	<b>5,550</b>	<b>16.7</b>	<b>21,235</b>	<b>64.0</b>	<b>3,904</b>	<b>11.8</b>	<b>3,454</b>	<b>10.4</b>
First-Line Super./Mgr., Protective Serv. Wrkr (331000)	3,905	3,441	88.1	441	11.3	2,870	73.5	319	8.2	345	8.8
First-Line Super./Mgrs. of Correct. Offrs (331011)	455	314	69.0	135	29.7	215	47.3	95	20.9	65	14.3
First-Line Super./Mgrs. of Police & Det. (331012)	1,430	1,323	92.5	99	6.9	1,175	82.2	60	4.2	95	6.6
First-Line Super./Mgrs. of Fire Fighters (331021)	705	695	98.6	4	0.6	635	90.1	4	0.6	50	7.1
Super., Protect. Serv. Wrkrs, All Other (331099)	1,315	1,109	84.3	203	15.4	845	64.3	160	12.2	135	10.3
Fire Fighting & Prevention Workers (332000)	4,140	4,068	98.3	75	1.8	3,435	83.0	75	1.8	289	7.0
Fire Fighters (332011)	3,810	3,759	98.7	55	1.4	3,165	83.1	55	1.4	264	6.9
Fire Inspectors (332020)	330	309	93.6	20	6.1	270	81.8	20	6.1	25	7.6
Law Enforcement Workers (333000)	11,845	10,062	84.9	1,793	15.1	8,030	67.8	1,155	9.8	1,095	9.2
Bailliffs, Correctional Officers, & Jailers (333010)	3,595	2,818	78.4	769	21.4	2,005	55.8	410	11.4	525	14.6
Detectives & Criminal Investigators (333021)	1,200	970	80.8	234	19.5	820	68.3	165	13.8	35	2.9
Police Officers (333050)	7,025	6,249	89.0	790	11.2	5,180	73.7	580	8.3	535	7.6
Misc. Law Enforcement Workers (3330XX)	25	25	100.0	0	0.0	25	100.0	0	0.0	0	0.0
Other Protective Service Workers (339000)	13,295	10,034	75.5	3,241	24.4	6,900	51.9	2,355	17.7	1,725	13.0
Animal Control Workers (339011)	210	120	57.1	85	40.5	100	47.6	85	40.5	10	4.8
Private Detectives & Investigators (339021)	615	414	67.3	199	32.4	335	54.5	195	31.7	25	4.1
Sec. Guards & Gaming Surv. Officers (339030)	9,660	7,857	81.3	1,793	18.6	5,135	53.2	1,165	12.1	1,575	16.3
Crossing Guards (339091)	775	389	50.2	384	49.5	345	44.5	275	35.5	25	3.2
Lifeguards & Other Prot. Serv. Wrkrs (33909X)	2,035	1,254	61.6	780	38.3	985	48.4	635	31.2	90	4.4
<b>Food Prep. &amp; Serving-Rel. Occupations (350001)</b>	<b>75,195</b>	<b>34,225</b>	<b>45.5</b>	<b>40,913</b>	<b>54.4</b>	<b>21,935</b>	<b>29.2</b>	<b>32,745</b>	<b>43.5</b>	<b>3,582</b>	<b>4.8</b>
Supervisors, Food Prep. & Serv. Wrkrs (351000)	10,415	6,953	66.8	3,456	33.2	5,060	48.6	2,645	25.4	644	6.2
Chefs & Head Cooks (351011)	5,315	4,373	82.3	937	17.6	3,300	62.1	775	14.6	304	5.7
First-Line Super./Mgrs. of Food Workers (351012)	5,100	2,580	50.6	2,519	49.4	1,760	34.5	1,870	36.7	340	6.7
Cooks & Food Preparation Workers (352000)	22,545	13,438	59.6	9,111	40.4	7,150	31.7	6,485	28.8	1,775	7.9
Cooks (352010)	15,345	10,063	65.6	5,282	34.4	5,255	34.2	3,770	24.6	1,380	9.0
Food Preparation Workers (352021)	7,200	3,375	46.9	3,829	53.2	1,895	26.3	2,715	37.7	395	5.5
Food & Beverage Serving Workers (353000)	32,705	9,054	27.7	23,625	72.2	6,840	20.9	19,910	60.9	709	2.2
Bartenders (353011)	3,570	1,749	49.0	1,808	50.6	1,585	44.4	1,735	48.6	20	0.6
Comb Food Prep/Serv., Incl. Fast Food (353021)	4,295	1,548	36.0	2,741	63.8	970	22.6	2,190	51.0	230	5.4
Counter Attend., Caf�, Food Conc., Etc. (353022)	3,035	869	28.6	2,158	71.1	700	23.1	1,750	57.7	44	1.4
Waiters & Waitresses (353031)	20,015	4,329	21.6	15,689	78.4	3,250	16.2	13,440	67.1	295	1.5
Food Servers, Non-restaurant (353041)	1,790	559	31.2	1,229	68.7	335	18.7	795	44.4	120	6.7
Other Food Prep. & Serv. Rel. Workers (359000)	9,530	4,780	50.2	4,721	49.5	2,885	30.3	3,705	38.9	454	4.8
Dishwashers (359021)	3,195	2,553	79.9	632	19.8	1,390	43.5	385	12.1	219	6.9
Hosts/Hostesses, Rest., Lounge, Etc. (359031)	1,810	273	15.1	1,530	84.5	200	11.0	1,305	72.1	45	2.5
Misc. Food Prep & Serving Rel. Workers (3590XX)	4,525	1,954	43.2	2,559	56.6	1,295	28.6	2,015	44.5	190	4.2
<b>Bldng &amp; Grounds Cleaning &amp; Maint. Occs. (370001)</b>	<b>55,005</b>	<b>36,519</b>	<b>66.4</b>	<b>18,468</b>	<b>33.6</b>	<b>23,820</b>	<b>43.3</b>	<b>9,990</b>	<b>18.2</b>	<b>3,764</b>	<b>6.8</b>
Super., Bldng & Grnds Clean & Maint. Wrkrs (371000)	3,625	2,874	79.3	750	20.7	2,235	61.7	445	12.3	255	7.0
First-Line Supr./Mgrs. of Housekeeping Etc. (371011)	2,040	1,379	67.6	655	32.1	965	47.3	350	17.2	180	8.8
First-Line Supr./Mgrs. of Landscaping, Etc. (371012)	1,585	1,495	94.3	95	6.0	1,270	80.1	95	6.0	75	4.7

**CONNECTICUT OCCUPATIONAL STATISTICS**  
**for Equal Employment Opportunity and Affirmative Action Planning**  
**2000 Census of Population and Housing - Special EEO Tabulation**

**Statewide**

Black Non-Hispanic		Hispanic in Any Race				All Other Non-Hispanic				Occupation
Female	%	Male	%	Female	%	Male	%	Female	%	
19,647	7.7	17,425	6.8	16,248	6.3	5,785	2.3	6,614	2.6	<b>SERVICE OCCUPATIONS (310000)</b>
<b>9,243</b>	<b>21.4</b>	<b>500</b>	<b>1.2</b>	<b>3,849</b>	<b>8.9</b>	<b>467</b>	<b>1.1</b>	<b>1,745</b>	<b>4.0</b>	<b>Healthcare Support Occupations (310001)</b>
8,245	27.6	330	1.1	3,075	10.3	354	1.2	1,425	4.8	Nursing, Psych., & Home Health Aides (311000)
8,245	27.6	330	1.1	3,075	10.3	354	1.2	1,425	4.8	Nursing, Psych., & Home Health Aides (311010)
50	6.0	10	1.2	4	0.5	4	0.5	40	4.8	Occ. & Phys. Therapist Assists & Aides (312000)
0	0.0	0	0.0	0	0.0	0	0.0	0	0.0	Occ. Therapist Assistants & Aides (312010)
50	7.2	10	1.4	4	0.6	4	0.6	40	5.8	Physical Therapist Assistants & Aides (312020)
948	7.6	160	1.3	770	6.2	109	0.9	280	2.2	Other Healthcare Support Occupations (319000)
14	1.4	15	1.5	20	2.0	0	0.0	20	2.0	Massage Therapists (319011)
130	4.1	25	0.8	270	8.5	0	0.0	60	1.9	Dental Assistants (319091)
804	9.6	120	1.4	480	5.7	109	1.3	200	2.4	Med. Assist. & Other Health Supp. Occs (31909X)
<b>973</b>	<b>2.9</b>	<b>2,233</b>	<b>6.7</b>	<b>453</b>	<b>1.4</b>	<b>683</b>	<b>2.1</b>	<b>220</b>	<b>0.7</b>	<b>Protective Service Occupations (330001)</b>
49	1.3	184	4.7	29	0.7	42	1.1	44	1.1	First-Line Super./Mgr., Protective Serv. Wrkr (331000)
30	6.6	34	7.5	0	0.0	0	0.0	10	2.2	First-Line Super./Mgrs. of Correct. Offrs (331011)
15	1.0	45	3.1	4	0.3	8	0.6	20	1.4	First-Line Super./Mgrs. of Police & Det. (331012)
0	0.0	10	1.4	0	0.0	0	0.0	0	0.0	First-Line Super./Mgrs. of Fire Fighters (331021)
4	0.3	95	7.2	25	1.9	34	2.6	14	1.1	Super., Protect. Serv. Wrkrs, All Other (331099)
0	0.0	314	7.6	0	0.0	30	0.7	0	0.0	Fire Fighting & Prevention Workers (332000)
0	0.0	300	7.9	0	0.0	30	0.8	0	0.0	Fire Fighters (332011)
0	0.0	14	4.2	0	0.0	0	0.0	0	0.0	Fire Inspectors (332020)
385	3.3	740	6.2	204	1.7	197	1.7	49	0.4	Law Enforcement Workers (333000)
250	7.0	205	5.7	85	2.4	83	2.3	24	0.7	Bailiffs, Correctional Officers, & Jailers (333010)
50	4.2	85	7.1	19	1.6	30	2.5	0	0.0	Detectives & Criminal Investigators (333021)
85	1.2	450	6.4	100	1.4	84	1.2	25	0.4	Police Officers (333050)
0	0.0	0	0.0	0	0.0	0	0.0	0	0.0	Misc. Law Enforcement Workers (3330XX)
539	4.1	995	7.5	220	1.7	414	3.1	127	1.0	Other Protective Service Workers (339000)
0	0.0	0	0.0	0	0.0	10	4.8	0	0.0	Animal Control Workers (339011)
4	0.7	40	6.5	0	0.0	14	2.3	0	0.0	Private Detectives & Investigators (339021)
415	4.3	825	8.5	125	1.3	322	3.3	88	0.9	Sec. Guards & Gaming Surv. Officers (339030)
55	7.1	15	1.9	40	5.2	4	0.5	14	1.8	Crossing Guards (339091)
65	3.2	115	5.7	55	2.7	64	3.1	25	1.2	Lifeguards & Other Prot. Serv. Wrkrs (33909X)
<b>2,858</b>	<b>3.8</b>	<b>6,139</b>	<b>8.2</b>	<b>3,653</b>	<b>4.9</b>	<b>2,569</b>	<b>3.4</b>	<b>1,657</b>	<b>2.2</b>	<b>Food Prep. &amp; Serving-Rel. Occupations (350001)</b>
375	3.6	705	6.8	250	2.4	544	5.2	186	1.8	Supervisors, Food Prep. & Serv. Wrkrs (351000)
70	1.3	380	7.1	0	0.0	389	7.3	92	1.7	Chefs & Head Cooks (351011)
305	6.0	325	6.4	250	4.9	155	3.0	94	1.8	First-Line Super./Mgrs. of Food Workers (351012)
885	3.9	3,385	15.0	1,320	5.9	1,128	5.0	421	1.9	Cooks & Food Preparation Workers (352000)
460	3.0	2,505	16.3	780	5.1	923	6.0	272	1.8	Cooks (352010)
425	5.9	880	12.2	540	7.5	205	2.8	149	2.1	Food Preparation Workers (352021)
1,183	3.6	900	2.8	1,654	5.1	605	1.8	878	2.7	Food & Beverage Serving Workers (353000)
14	0.4	90	2.5	4	0.1	54	1.5	55	1.5	Bartenders (353011)
249	5.8	215	5.0	240	5.6	133	3.1	62	1.4	Comb Food Prep/Serv., Incl. Fast Food (353021)
95	3.1	75	2.5	210	6.9	50	1.6	103	3.4	Counter Attend., Caf�, Food Conc., Etc. (353022)
590	2.9	475	2.4	1,075	5.4	309	1.5	584	2.9	Waiters & Waitresses (353031)
235	13.1	45	2.5	125	7.0	59	3.3	74	4.1	Food Servers, Non-restaurant (353041)
415	4.4	1,149	12.1	429	4.5	292	3.1	172	1.8	Other Food Prep. & Serv. Rel. Workers (359000)
170	5.3	815	25.5	59	1.8	129	4.0	18	0.6	Dishwashers (359021)
35	1.9	4	0.2	130	7.2	24	1.3	60	3.3	Hosts/Hostesses, Rest., Lounge, Etc. (359031)
210	4.6	330	7.3	240	5.3	139	3.1	94	2.1	Misc. Food Prep & Serving Rel. Workers (3590XX)
<b>2,435</b>	<b>4.4</b>	<b>7,630</b>	<b>13.9</b>	<b>4,835</b>	<b>8.8</b>	<b>1,305</b>	<b>2.4</b>	<b>1,208</b>	<b>2.2</b>	<b>Bldg &amp; Grounds Cleaning &amp; Maint. Occs. (370001)</b>
115	3.2	345	9.5	165	4.6	39	1.1	25	0.7	Super., Bldg & Grnds Clean & Maint. Wrkrs (371000)
115	5.6	195	9.6	165	8.1	39	1.9	25	1.2	First-Line Supr./Mgrs. of Housekeeping Etc. (371011)
0	0.0	150	9.5	0	0.0	0	0.0	0	0.0	First-Line Supr./Mgrs. of Landscaping, Etc. (371012)

**CONNECTICUT OCCUPATIONAL STATISTICS**  
**for Equal Employment Opportunity and Affirmative Action Planning**  
**2000 Census of Population and Housing - Special EEO Tabulation**

**Statewide**

Occupation	Total All Races *	Total Civilian Labor Force				White Non-Hispanic				Black Non-Hispanic	
		Male	%	Female	%	Male	%	Female	%	Male	%
Building Cleaning & Pest Control Workers (372000)	37,635	20,826	55.3	16,798	44.6	12,915	34.3	8,725	23.2	2,899	7.7
Maids & Housekeeping Cleaners (372012)	13,965	2,107	15.1	11,854	84.9	770	5.5	5,970	42.7	429	3.1
Janitors & Building Cleaners (37201X)	23,190	18,264	78.8	4,914	21.2	11,800	50.9	2,725	11.8	2,380	10.3
Pest Control Workers (372021)	480	455	94.8	30	6.3	345	71.9	30	6.3	90	18.8
Grounds Maintenance Workers (373000)	13,745	12,819	93.3	920	6.7	8,670	63.1	820	6.0	610	4.4
Grounds Maintenance Workers (373010)	13,745	12,819	93.3	920	6.7	8,670	63.1	820	6.0	610	4.4
<b>Personal Care &amp; Service Occupations (390001)</b>	<b>49,640</b>	<b>10,832</b>	<b>21.8</b>	<b>38,760</b>	<b>78.1</b>	<b>8,010</b>	<b>16.1</b>	<b>29,380</b>	<b>59.2</b>	<b>1,138</b>	<b>2.3</b>
Super., Personal Care & Service Workers (391000)	3,130	1,569	50.1	1,560	49.8	1,275	40.7	1,250	39.9	54	1.7
First-Line Super./Mgrs. of Gaming Workers (391010)	1,340	860	64.2	480	35.8	685	51.1	375	28.0	50	3.7
First-Line Super./Mgrs. of Pers. Serv. Wrkrs (391021)	1,790	709	39.6	1,080	60.3	590	33.0	875	48.9	4	0.2
Animal Care & Service Workers (392000)	2,150	569	26.5	1,578	73.4	455	21.2	1,465	68.1	20	0.9
Animal Trainers (392011)	420	120	28.6	300	71.4	105	25.0	285	67.9	0	0.0
Non-farm Animal Caretakers (392021)	1,730	449	26.0	1,278	73.9	350	20.2	1,180	68.2	20	1.2
Entert. Attendants & Related Workers (393000)	5,205	2,758	53.0	2,426	46.6	2,030	39.0	1,710	32.9	255	4.9
Gaming Services Workers (393010)	2,540	1,324	52.1	1,212	47.7	890	35.0	825	32.5	145	5.7
Motion Picture Projectionists (393021)	90	90	100.0	0	0.0	70	77.8	0	0.0	0	0.0
Ushers, Lobby Attend., & Ticket Takers (393031)	585	419	71.6	155	26.5	340	58.1	105	17.9	15	2.6
Misc. Entertainment Attend. & Rel Wrkrs (393090)	1,990	925	46.5	1,059	53.2	730	36.7	780	39.2	95	4.8
Funeral Service Workers (394000)	145	145	100.0	0	0.0	145	100.0	0	0.0	0	0.0
Personal Appearance Workers (395000)	10,590	2,014	19.0	8,578	81.0	1,435	13.6	6,995	66.1	230	2.2
Barbers (395011)	1,025	780	76.1	249	24.3	515	50.2	205	20.0	190	18.5
Hairdressers, Stylists, & Cosmetologists (395012)	8,285	1,079	13.0	7,200	86.9	920	11.1	6,005	72.5	40	0.5
Misc. Personal Appearance Workers (395090)	1,280	155	12.1	1,129	88.2	0	0.0	785	61.3	0	0.0
Transp., Tourism, & Lodging Attendants (396000)	1,470	498	33.9	953	64.8	380	25.9	715	48.6	60	4.1
Baggage Porters, Bellhops, & Concierges (396010)	300	234	78.0	60	20.0	175	58.3	50	16.7	15	5.0
Tour & Travel Guides (396020)	310	135	43.5	170	54.8	110	35.5	150	48.4	15	4.8
Transportation Attendants (396030)	860	129	15.0	723	84.1	95	11.0	515	59.9	30	3.5
Other Personal Care & Service Workers (399000)	26,950	3,279	12.2	23,665	87.8	2,290	8.5	17,245	64.0	519	1.9
Child Care Workers (399011)	18,430	1,032	5.6	17,395	94.4	645	3.5	12,460	67.6	194	1.1
Personal & Home Care Aides (399021)	3,135	390	12.4	2,748	87.7	280	8.9	1,720	54.9	85	2.7
Recreation & Fitness Workers (399030)	3,525	1,208	34.3	2,315	65.7	885	25.1	2,170	61.6	125	3.5
Residential Advisors (399041)	1,335	364	27.3	968	72.5	265	19.9	700	52.4	85	6.4
Pers. Care & Serv. Workers, All Other (399099)	525	285	54.3	239	45.5	215	41.0	195	37.1	30	5.7
<b>SALES &amp; RELATED OCCUPATIONS (410000)</b>	<b>198,225</b>	<b>102,779</b>	<b>51.8</b>	<b>95,386</b>	<b>48.1</b>	<b>88,555</b>	<b>44.7</b>	<b>75,415</b>	<b>38.0</b>	<b>4,947</b>	<b>2.5</b>
Supervisors, Sales Workers (411000)	48,680	29,542	60.7	19,115	39.3	25,825	53.1	16,180	33.2	1,039	2.1
First-Line Super./Mgrs. of Ret. Sales Wrkrs (411011)	34,435	20,879	60.6	13,540	39.3	17,920	52.0	11,270	32.7	789	2.3
First-Line Sup./Mgrs., Non-Ret Sales Wrkrs (411012)	14,245	8,663	60.8	5,575	39.1	7,905	55.5	4,910	34.5	250	1.8
Retail Sales Workers (412000)	83,560	33,384	40.0	50,184	60.1	25,820	30.9	36,090	43.2	2,784	3.3
Cashiers (412010)	37,590	10,565	28.1	27,025	71.9	7,005	18.6	17,595	46.8	1,210	3.2
Counter & Rental Clerks (412021)	1,950	884	45.3	1,059	54.3	580	29.7	810	41.5	119	6.1
Parts Salespersons (412022)	1,160	1,075	92.7	85	7.3	990	85.3	70	6.0	15	1.3
Retail Salespersons (412031)	42,860	20,860	48.7	22,015	51.4	17,245	40.2	17,615	41.1	1,440	3.4
Sales Representatives, Services (413000)	29,515	17,981	60.9	11,527	39.1	16,615	56.3	10,175	34.5	570	1.9
Advertising Sales Agents (413011)	3,085	1,514	49.1	1,570	50.9	1,470	47.6	1,435	46.5	20	0.6
Insurance Sales Agents (413021)	7,960	4,409	55.4	3,544	44.5	4,045	50.8	3,130	39.3	200	2.5
Securities, Comm., & Fin. Serv. Sales Agts (413031)	8,295	6,340	76.4	1,960	23.6	5,770	69.6	1,685	20.3	145	1.7
Travel Agents (413041)	2,365	285	12.1	2,078	87.9	255	10.8	1,840	77.8	10	0.4
Sales Reps, Services, All Other (413099)	7,810	5,433	69.6	2,375	30.4	5,075	65.0	2,085	26.7	195	2.5
Sales Reps, Wholesale & Manufacturing (414000)	18,820	13,894	73.8	4,913	26.1	13,145	69.8	4,340	23.1	255	1.4
Sales Reps, Wholesale & Manufacturing (414010)	18,820	13,894	73.8	4,913	26.1	13,145	69.8	4,340	23.1	255	1.4
Other Sales & Related Workers (419000)	17,650	7,978	45.2	9,647	54.7	7,150	40.5	8,630	48.9	299	1.7
Models, Demonstrators, & Prod Promoters (419010)	520	159	30.6	365	70.2	140	26.9	300	57.7	0	0.0



**CONNECTICUT OCCUPATIONAL STATISTICS**  
**for Equal Employment Opportunity and Affirmative Action Planning**  
**2000 Census of Population and Housing - Special EEO Tabulation**

**Statewide**

Black Non-Hispanic		Hispanic in Any Race				All Other Non-Hispanic				Occupation
Female	%	Male	%	Female	%	Male	%	Female	%	
2,290	6.1	4,150	11.0	4,620	12.3	862	2.3	1,163	3.1	Building Cleaning & Pest Control Workers (372000)
1,695	12.1	730	5.2	3,195	22.9	178	1.3	994	7.1	Maids & Housekeeping Cleaners (372012)
595	2.6	3,400	14.7	1,425	6.1	684	2.9	169	0.7	Janitors & Building Cleaners (37201X)
0	0.0	20	4.2	0	0.0	0	0.0	0	0.0	Pest Control Workers (372021)
30	0.2	3,135	22.8	50	0.4	404	2.9	20	0.1	Grounds Maintenance Workers (373000)
30	0.2	3,135	22.8	50	0.4	404	2.9	20	0.1	Grounds Maintenance Workers (373010)
<b>4,138</b>	<b>8.3</b>	<b>923</b>	<b>1.9</b>	<b>3,458</b>	<b>7.0</b>	<b>761</b>	<b>1.5</b>	<b>1,784</b>	<b>3.6</b>	<b>Personal Care &amp; Service Occupations (390001)</b>
100	3.2	55	1.8	85	2.7	185	5.9	125	4.0	Super., Personal Care & Service Workers (391000)
25	1.9	40	3.0	10	0.7	85	6.3	70	5.2	First-Line Super./Mgrs. of Gaming Workers (391010)
75	4.2	15	0.8	75	4.2	100	5.6	55	3.1	First-Line Super./Mgrs. of Pers. Serv. Wrkrs (391021)
4	0.2	50	2.3	40	1.9	44	2.0	69	3.2	Animal Care & Service Workers (392000)
0	0.0	0	0.0	0	0.0	15	3.6	15	3.6	Animal Trainers (392011)
4	0.2	50	2.9	40	2.3	29	1.7	54	3.1	Non-farm Animal Caretakers (392021)
314	6.0	240	4.6	160	3.1	233	4.5	242	4.6	Entert. Attendants & Related Workers (393000)
79	3.1	110	4.3	130	5.1	179	7.0	178	7.0	Gaming Services Workers (393010)
0	0.0	20	22.2	0	0.0	0	0.0	0	0.0	Motion Picture Projectionists (393021)
50	8.5	50	8.5	0	0.0	14	2.4	0	0.0	Ushers, Lobby Attend., & Ticket Takers (393031)
185	9.3	60	3.0	30	1.5	40	2.0	64	3.2	Misc. Entertainment Attend. & Rel Wrkrs (393090)
0	0.0	0	0.0	0	0.0	0	0.0	0	0.0	Funeral Service Workers (394000)
585	5.5	205	1.9	550	5.2	144	1.4	448	4.2	Personal Appearance Workers (395000)
15	1.5	75	7.3	25	2.4	0	0.0	4	0.4	Barbers (395011)
550	6.6	105	1.3	415	5.0	14	0.2	230	2.8	Hairdressers, Stylists, & Cosmetologists (395012)
20	1.6	25	2.0	110	8.6	130	10.2	214	16.7	Misc. Personal Appearance Workers (395090)
105	7.1	44	3.0	89	6.1	14	1.0	44	3.0	Transp., Tourism, & Lodging Attendants (396000)
0	0.0	44	14.7	10	3.3	0	0.0	0	0.0	Baggage Porters, Bellhops, & Concierges (396010)
10	3.2	0	0.0	10	3.2	10	3.2	0	0.0	Tour & Travel Guides (396020)
95	11.0	0	0.0	69	8.0	4	0.5	44	5.1	Transportation Attendants (396030)
3,030	11.2	329	1.2	2,534	9.4	141	0.5	856	3.2	Other Personal Care & Service Workers (399000)
2,110	11.4	125	0.7	2,190	11.9	68	0.4	635	3.4	Child Care Workers (399011)
695	22.2	25	0.8	220	7.0	0	0.0	113	3.6	Personal & Home Care Aides (399021)
30	0.9	135	3.8	70	2.0	63	1.8	45	1.3	Recreation & Fitness Workers (399030)
180	13.5	14	1.0	50	3.7	0	0.0	38	2.8	Residential Advisors (399041)
15	2.9	30	5.7	4	0.8	10	1.9	25	4.8	Pers. Care & Serv. Workers, All Other (399099)
<b>8,508</b>	<b>4.3</b>	<b>5,272</b>	<b>2.7</b>	<b>7,655</b>	<b>3.9</b>	<b>4,005</b>	<b>2.0</b>	<b>3,808</b>	<b>1.9</b>	<b>SALES &amp; RELATED OCCUPATIONS (410000)</b>
1,100	2.3	1,320	2.7	1,115	2.3	1,358	2.8	720	1.5	Supervisors, Sales Workers (411000)
815	2.4	1,040	3.0	875	2.5	1,130	3.3	580	1.7	First-Line Super./Mgrs. of Ret. Sales Wrkrs (411011)
285	2.0	280	2.0	240	1.7	228	1.6	140	1.0	First-Line Sup./Mgrs., Non-Ret Sales Wrkrs (411012)
6,100	7.3	3,025	3.6	5,610	6.7	1,755	2.1	2,384	2.9	Retail Sales Workers (412000)
3,915	10.4	1,425	3.8	4,015	10.7	925	2.5	1,500	4.0	Cashiers (412010)
65	3.3	120	6.2	105	5.4	65	3.3	79	4.1	Counter & Rental Clerks (412021)
0	0.0	40	3.4	0	0.0	30	2.6	15	1.3	Parts Salespersons (412022)
2,120	4.9	1,440	3.4	1,490	3.5	735	1.7	790	1.8	Retail Salespersons (412031)
594	2.0	289	1.0	385	1.3	507	1.7	373	1.3	Sales Representatives, Services (413000)
35	1.1	24	0.8	45	1.5	0	0.0	55	1.8	Advertising Sales Agents (413011)
200	2.5	65	0.8	145	1.8	99	1.2	69	0.9	Insurance Sales Agents (413021)
135	1.6	130	1.6	40	0.5	295	3.6	100	1.2	Securities, Comm., & Fin. Serv. Sales Agts (413031)
99	4.2	10	0.4	75	3.2	10	0.4	64	2.7	Travel Agents (413041)
125	1.6	60	0.8	80	1.0	103	1.3	85	1.1	Sales Reps, Services, All Other (413099)
204	1.1	305	1.6	230	1.2	189	1.0	139	0.7	Sales Reps, Wholesale & Manufacturing (414000)
204	1.1	305	1.6	230	1.2	189	1.0	139	0.7	Sales Reps, Wholesale & Manufacturing (414010)
510	2.9	333	1.9	315	1.8	196	1.1	192	1.1	Other Sales & Related Workers (419000)
25	4.8	19	3.7	40	7.7	0	0.0	0	0.0	Models, Demonstrators, & Prod Promoters (419010)

**CONNECTICUT OCCUPATIONAL STATISTICS**  
**for Equal Employment Opportunity and Affirmative Action Planning**  
**2000 Census of Population and Housing - Special EEO Tabulation**

**Statewide**

Occupation	Total All Races *	Total Civilian Labor Force				White Non-Hispanic				Black Non-Hispanic	
		Male	%	Female	%	Male	%	Female	%	Male	%
Real Estate Brokers & Sales Agents (419020)	9,155	3,684	40.2	5,460	59.6	3,510	38.3	5,185	56.6	70	0.8
Sales Engineers (419031)	635	620	97.6	15	2.4	610	96.1	15	2.4	0	0.0
Telemarketers (419041)	2,310	934	40.4	1,363	59.0	610	26.4	1,005	43.5	105	4.5
Door-To-Door Sales Workers & Rel Wrkrs (419091)	2,005	1,093	54.5	909	45.3	895	44.6	725	36.2	69	3.4
Sales & Related Workers, All Other (419099)	3,025	1,488	49.2	1,535	50.7	1,385	45.8	1,400	46.3	55	1.8
<b>OFFICE &amp; ADMIN. SUPPORT OCCUPATIONS (430000)</b>	<b>267,370</b>	<b>66,630</b>	<b>24.9</b>	<b>200,647</b>	<b>75.0</b>	<b>50,915</b>	<b>19.0</b>	<b>163,715</b>	<b>61.2</b>	<b>7,629</b>	<b>2.9</b>
Super., Office & Admin. Support Workers (431000)	22,640	7,042	31.1	15,595	68.9	5,670	25.0	13,380	59.1	504	2.2
First-Line Sup./Mgrs., Admin. Support Wrkrs (431011)	22,640	7,042	31.1	15,595	68.9	5,670	25.0	13,380	59.1	504	2.2
Communications Equipment Operators (432000)	2,095	572	27.3	1,513	72.2	390	18.6	1,220	58.2	80	3.8
Switchboard Operators, Incl. Ans. Service (432011)	900	149	16.6	744	82.7	110	12.2	630	70.0	35	3.9
Telephone Operators (432021)	1,045	350	33.5	699	66.9	245	23.4	535	51.2	25	2.4
Comm. Equipment Operators, All Other (432099)	150	73	48.7	70	46.7	35	23.3	55	36.7	20	13.3
Financial Clerks (433000)	38,635	4,515	11.7	34,101	88.3	3,725	9.6	29,045	75.2	414	1.1
Bill & Account Collectors (433011)	2,035	624	30.7	1,404	69.0	500	24.6	1,070	52.6	75	3.7
Billing & Posting Clerks & Machine Oper. (433021)	4,930	429	8.7	4,484	91.0	365	7.4	3,910	79.3	35	0.7
Bookkeeping, Accting, & Auditing Clerks (433031)	22,740	2,509	11.0	20,233	89.0	2,055	9.0	17,780	78.2	219	1.0
Gaming Cage Workers (433041)	335	60	17.9	280	83.6	50	14.9	175	52.2	0	0.0
Payroll & Timekeeping Clerks (433051)	3,080	254	8.2	2,828	91.8	205	6.7	2,365	76.8	35	1.1
Procurement Clerks (433061)	530	220	41.5	302	57.0	220	41.5	280	52.8	0	0.0
Tellers (433071)	4,985	419	8.4	4,570	91.7	330	6.6	3,465	69.5	50	1.0
Information & Record Clerks (434000)	58,180	12,050	20.7	46,103	79.2	9,405	16.2	36,170	62.2	1,403	2.4
Brokerage Clerks (434011)	210	65	31.0	144	68.6	55	26.2	85	40.5	0	0.0
Court, Municipal, & License Clerks (434031)	595	159	26.7	435	73.1	130	21.8	370	62.2	25	4.2
Credit Authorizers, Checkers, & Clerks (434041)	690	179	25.9	498	72.2	160	23.2	390	56.5	15	2.2
Customer Service Representatives (434051)	26,895	7,139	26.5	19,755	73.5	5,810	21.6	15,315	56.9	679	2.5
Eligibility Interviewers, Govt. Programs (434061)	690	179	25.9	510	73.9	140	20.3	285	41.3	15	2.2
File Clerks (434071)	3,720	730	19.6	2,983	80.2	540	14.5	2,345	63.0	135	3.6
Hotel, Motel, & Resort Desk Clerks (434081)	830	285	34.3	540	65.1	215	25.9	320	38.6	25	3.0
Interviewers, Except Eligibility & Loan (434111)	1,835	499	27.2	1,344	73.2	360	19.6	1,045	56.9	55	3.0
Library Assistants, Clerical (434121)	2,250	355	15.8	1,899	84.4	290	12.9	1,520	67.6	25	1.1
Loan Interviewers & Clerks (434131)	875	144	16.5	729	83.3	140	16.0	615	70.3	0	0.0
New Accounts Clerks (434141)	170	34	20.0	130	76.5	30	17.6	95	55.9	4	2.4
Human Res. Assists, Exc. Payroll Etc. (434161)	535	105	19.6	428	80.0	70	13.1	310	57.9	25	4.7
Receptionists & Information Clerks (434171)	14,090	814	5.8	13,280	94.3	590	4.2	10,850	77.0	110	0.8
Reserv. & Transp. Ticket Agts & Trav Clerks (434181)	1,655	445	26.9	1,205	72.8	285	17.2	865	52.3	115	6.9
Information & Record Clerks, All Other (434199)	805	109	13.5	689	85.6	95	11.8	560	69.6	0	0.0
Correspondence Clerks & Order Clerks (434XXX)	2,335	809	34.6	1,534	65.7	495	21.2	1,200	51.4	175	7.5
Material Recording, Scheduling, Etc. (435000)	43,915	28,977	66.0	14,941	34.0	21,525	49.0	10,785	24.6	3,609	8.2
Cargo & Freight Agents (435011)	195	169	86.7	30	15.4	155	79.5	10	5.1	0	0.0
Couriers & Messengers (435021)	2,500	2,085	83.4	418	16.7	1,475	59.0	305	12.2	330	13.2
Dispatchers (435030)	2,890	1,508	52.2	1,379	47.7	1,255	43.4	1,025	35.5	179	6.2
Meter Readers, Utilities (435041)	280	249	88.9	30	10.7	180	64.3	10	3.6	40	14.3
Postal Service Clerks (435051)	2,205	1,070	48.5	1,139	51.7	795	36.1	650	29.5	160	7.3
Postal Service Mail Carriers (435052)	5,130	3,795	74.0	1,343	26.2	2,970	57.9	1,080	21.1	425	8.3
Postal Service Mail Sorters, Processors, Etc. (435053)	2,040	1,064	52.2	974	47.7	780	38.2	470	23.0	175	8.6
Production, Planning, & Expediting Clerks (435061)	4,700	2,300	48.9	2,395	51.0	2,000	42.6	2,015	42.9	155	3.3
Shipping, Receiving, & Traffic Clerks (435071)	8,135	5,969	73.4	2,164	26.6	4,195	51.6	1,530	18.8	760	9.3
Stock Clerks & Order Fillers (435081)	15,210	10,415	68.5	4,789	31.5	7,415	48.8	3,475	22.8	1,360	8.9
Weighers, Measurers, Checkers, Etc. (435111)	630	353	56.0	280	44.4	305	48.4	215	34.1	25	4.0
Secretaries & Administrative Assistants (436000)	53,290	1,463	2.7	51,820	97.2	1,155	2.2	44,750	84.0	120	0.2
Secretaries & Administrative Assistants (436010)	53,290	1,463	2.7	51,820	97.2	1,155	2.2	44,750	84.0	120	0.2
Other Office & Admin. Support Workers (439000)	48,615	12,011	24.7	36,574	75.2	9,045	18.6	28,365	58.3	1,499	3.1



**CONNECTICUT OCCUPATIONAL STATISTICS**  
**for Equal Employment Opportunity and Affirmative Action Planning**  
**2000 Census of Population and Housing - Special EEO Tabulation**

**Statewide**

Black Non-Hispanic		Hispanic in Any Race				All Other Non-Hispanic				Occupation
Female	%	Male	%	Female	%	Male	%	Female	%	
85	0.9	75	0.8	115	1.3	29	0.3	75	0.8	Real Estate Brokers & Sales Agents (419020)
0	0.0	0	0.0	0	0.0	10	1.6	0	0.0	Sales Engineers (419031)
255	11.0	125	5.4	65	2.8	94	4.1	38	1.6	Telemarketers (419041)
60	3.0	95	4.7	70	3.5	34	1.7	54	2.7	Door-To-Door Sales Workers & Rel Wrks (419091)
85	2.8	19	0.6	25	0.8	29	1.0	25	0.8	Sales & Related Workers, All Other (419099)
<b>19,108</b>	<b>7.1</b>	<b>5,293</b>	<b>2.0</b>	<b>12,409</b>	<b>4.6</b>	<b>2,793</b>	<b>1.0</b>	<b>5,415</b>	<b>2.0</b>	<b>OFFICE &amp; ADMIN. SUPPORT OCCUPATIONS (430000)</b>
1,070	4.7	595	2.6	820	3.6	273	1.2	325	1.4	Super., Office & Admin. Support Workers (431000)
1,070	4.7	595	2.6	820	3.6	273	1.2	325	1.4	First-Line Sup./Mgrs., Admin. Support Wrks (431011)
145	6.9	34	1.6	140	6.7	68	3.2	8	0.4	Communications Equipment Operators (432000)
50	5.6	0	0.0	60	6.7	4	0.4	4	0.4	Switchboard Operators, Incl. Ans. Service (432011)
80	7.7	20	1.9	80	7.7	60	5.7	4	0.4	Telephone Operators (432021)
15	10.0	14	9.3	0	0.0	4	2.7	0	0.0	Comm. Equipment Operators, All Other (432099)
2,508	6.5	143	0.4	1,559	4.0	233	0.6	989	2.6	Financial Clerks (433000)
180	8.8	39	1.9	140	6.9	10	0.5	14	0.7	Bill & Account Collectors (433011)
250	5.1	4	0.1	220	4.5	25	0.5	104	2.1	Billing & Posting Clerks & Machine Oper. (433021)
1,294	5.7	70	0.3	710	3.1	165	0.7	449	2.0	Bookkeeping, Accting, & Auditing Clerks (433031)
35	10.4	0	0.0	20	6.0	10	3.0	50	14.9	Gaming Cage Workers (433041)
300	9.7	10	0.3	115	3.7	4	0.1	48	1.6	Payroll & Timekeeping Clerks (433051)
4	0.8	0	0.0	14	2.6	0	0.0	4	0.8	Procurement Clerks (433061)
445	8.9	20	0.4	340	6.8	19	0.4	320	6.4	Tellers (433071)
5,265	9.0	826	1.4	3,437	5.9	416	0.7	1,231	2.1	Information & Record Clerks (434000)
35	16.7	10	4.8	20	9.5	0	0.0	4	1.9	Brokerage Clerks (434011)
45	7.6	4	0.7	20	3.4	0	0.0	0	0.0	Court, Municipal, & License Clerks (434031)
70	10.1	0	0.0	34	4.9	4	0.6	4	0.6	Credit Authorizers, Checkers, & Clerks (434041)
2,535	9.4	445	1.7	1,365	5.1	205	0.8	540	2.0	Customer Service Representatives (434051)
155	22.5	20	2.9	60	8.7	4	0.6	10	1.4	Eligibility Interviewers, Govt. Programs (434061)
340	9.1	45	1.2	220	5.9	10	0.3	78	2.1	File Clerks (434071)
105	12.7	20	2.4	90	10.8	25	3.0	25	3.0	Hotel, Motel, & Resort Desk Clerks (434081)
145	7.9	25	1.4	110	6.0	59	3.2	44	2.4	Interviewers, Except Eligibility & Loan (434111)
195	8.7	25	1.1	44	2.0	15	0.7	140	6.2	Library Assistants, Clerical (434121)
45	5.1	4	0.5	40	4.6	0	0.0	29	3.3	Loan Interviewers & Clerks (434131)
35	20.6	0	0.0	0	0.0	0	0.0	0	0.0	New Accounts Clerks (434141)
75	14.0	10	1.9	24	4.5	0	0.0	19	3.6	Human Res. Assists, Exc. Payroll Etc. (434161)
1,040	7.4	64	0.5	1,130	8.0	50	0.4	260	1.8	Receptionists & Information Clerks (434171)
220	13.3	35	2.1	95	5.7	10	0.6	25	1.5	Reserv. & Transp. Ticket Agts & Trav Clerks (434181)
50	6.2	4	0.5	55	6.8	10	1.2	24	3.0	Information & Record Clerks, All Other (434199)
175	7.5	115	4.9	130	5.6	24	1.0	29	1.2	Correspondence Clerks & Order Clerks (434XXX)
2,010	4.6	2,832	6.4	1,474	3.4	1,011	2.3	672	1.5	Material Recording, Scheduling, Etc. (435000)
20	10.3	14	7.2	0	0.0	0	0.0	0	0.0	Cargo & Freight Agents (435011)
60	2.4	220	8.8	39	1.6	60	2.4	14	0.6	Couriers & Messengers (435021)
255	8.8	55	1.9	65	2.2	19	0.7	34	1.2	Dispatchers (435030)
0	0.0	25	8.9	20	7.1	4	1.4	0	0.0	Meter Readers, Utilities (435041)
295	13.4	60	2.7	115	5.2	55	2.5	79	3.6	Postal Service Clerks (435051)
190	3.7	275	5.4	65	1.3	125	2.4	8	0.2	Postal Service Mail Carriers (435052)
280	13.7	90	4.4	130	6.4	19	0.9	94	4.6	Postal Service Mail Sorters, Processors, Etc. (435053)
165	3.5	80	1.7	115	2.4	65	1.4	100	2.1	Production, Planning, & Expediting Clerks (435061)
225	2.8	855	10.5	305	3.7	159	2.0	104	1.3	Shipping, Receiving, & Traffic Clerks (435071)
500	3.3	1,150	7.6	585	3.8	490	3.2	229	1.5	Stock Clerks & Order Fillers (435081)
20	3.2	8	1.3	35	5.6	15	2.4	10	1.6	Weighers, Measurers, Checkers, Etc. (435111)
3,800	7.1	70	0.1	2,330	4.4	118	0.2	940	1.8	Secretaries & Administrative Assistants (436000)
3,800	7.1	70	0.1	2,330	4.4	118	0.2	940	1.8	Secretaries & Administrative Assistants (436010)
4,310	8.9	793	1.6	2,649	5.4	674	1.4	1,250	2.6	Other Office & Admin. Support Workers (439000)

**CONNECTICUT OCCUPATIONAL STATISTICS**  
**for Equal Employment Opportunity and Affirmative Action Planning**  
**2000 Census of Population and Housing - Special EEO Tabulation**

**Statewide**

Occupation	Total All Races *	Total Civilian Labor Force				White Non-Hispanic				Black Non-Hispanic	
		Male	%	Female	%	Male	%	Female	%	Male	%
Computer Operators (439011)	4,095	2,060	50.3	2,035	49.7	1,495	36.5	1,545	37.7	290	7.1
Data Entry Keyers (439021)	8,085	1,968	24.3	6,115	75.6	1,395	17.3	4,290	53.1	205	2.5
Word Processors & Typists (439022)	2,190	180	8.2	2,014	92.0	120	5.5	1,450	66.2	45	2.1
Desktop Publishers (439031)	150	60	40.0	84	56.0	60	40.0	60	40.0	0	0.0
Insurance Claims & Policy Proc. Clerks (439041)	4,735	909	19.2	3,819	80.7	815	17.2	3,075	64.9	65	1.4
Mail Clerks & Mail Mach Oper., Exc. USPS (439051)	2,445	1,200	49.1	1,237	50.6	805	32.9	745	30.5	220	9.0
Office Clerks, General (439061)	18,945	3,129	16.5	15,815	83.5	2,405	12.7	12,885	68.0	364	1.9
Office Machine Operators, Exc. Computer (439071)	835	393	47.1	439	52.6	200	24.0	205	24.6	100	12.0
Proofreaders & Copy Markers (439081)	325	85	26.2	239	73.5	70	21.5	225	69.2	0	0.0
Statistical Assistants (439111)	360	114	31.7	239	66.4	70	19.4	195	54.2	40	11.1
Office & Admin. Support Workers, All Other (439199)	6,450	1,913	29.7	4,538	70.4	1,610	25.0	3,690	57.2	170	2.6
<b>FARMING, FISHING, &amp; FORESTRY OCCUPATIONS (450000)</b>	<b>3,810</b>	<b>2,658</b>	<b>69.8</b>	<b>1,146</b>	<b>30.1</b>	<b>1,810</b>	<b>47.5</b>	<b>869</b>	<b>22.8</b>	<b>80</b>	<b>2.1</b>
Super., Farming, Fishing, & Forestry Wrks (451000)	325	210	64.6	114	35.1	130	40.0	65	20.0	15	4.6
First-Line Sup./Mgns. of Farming, Etc. (451010)	325	210	64.6	114	35.1	130	40.0	65	20.0	15	4.6
Agricultural Workers (452000)	2,860	1,849	64.7	1,007	35.2	1,145	40.0	779	27.2	65	2.3
Agricultural Inspectors (452011)	40	25	62.5	10	25.0	25	62.5	10	25.0	0	0.0
Graders & Sorters, Agricultural Products (452041)	55	40	72.7	19	34.5	10	18.2	4	7.3	10	18.2
Misc. Agric. Wrks, Incl. Animal Breeders (4520XX)	2,765	1,784	64.5	978	35.4	1,110	40.1	765	27.7	55	2.0
Fishing & Hunting Workers (453000)	285	275	96.5	10	3.5	235	82.5	10	3.5	0	0.0
Forest, Conservation, & Logging Workers (454000)	340	324	95.3	15	4.4	300	88.2	15	4.4	0	0.0
Forest & Conservation Workers (454011)	85	69	81.2	15	17.6	65	76.5	15	17.6	0	0.0
Logging Workers (454020)	255	255	100.0	0	0.0	235	92.2	0	0.0	0	0.0
<b>CONSTRUCTION &amp; EXTRACTION OCCUPATIONS (470000)</b>	<b>86,225</b>	<b>84,247</b>	<b>97.7</b>	<b>1,950</b>	<b>2.3</b>	<b>70,075</b>	<b>81.3</b>	<b>1,432</b>	<b>1.7</b>	<b>3,940</b>	<b>4.6</b>
Super., Construction & Extraction Workers (471000)	10,160	9,919	97.6	245	2.4	9,030	88.9	200	2.0	295	2.9
First-Line Sup./Mgns. of Constr & Extr. Wrks (471011)	10,160	9,919	97.6	245	2.4	9,030	88.9	200	2.0	295	2.9
Construction Trades Workers (472000)	71,490	69,889	97.8	1,587	2.2	57,255	80.1	1,149	1.6	3,406	4.8
Boilermakers (472011)	170	159	93.5	10	5.9	125	73.5	10	5.9	30	17.6
Brickmasons, Blockmasons, & Stonemasons (472020)	3,000	2,953	98.4	45	1.5	2,205	73.5	45	1.5	119	4.0
Carpenters (472031)	19,920	19,639	98.6	282	1.4	17,095	85.8	200	1.0	655	3.3
Carpet, Floor, & Tile Installers & Finishers (472040)	2,270	2,265	99.8	10	0.4	1,865	82.2	10	0.4	95	4.2
Cement Masons, Concrete Finishers, Etc. (472050)	285	279	97.9	4	1.4	240	84.2	4	1.4	15	5.3
Construction Laborers (472061)	11,415	11,079	97.1	335	2.9	7,920	69.4	240	2.1	759	6.6
Paving, Surfacing, & Tamping Equip. Oper. (472071)	240	239	99.6	0	0.0	205	85.4	0	0.0	10	4.2
Miscellaneous Construction Equip. Oper. (47207X)	3,090	3,065	99.2	23	0.7	2,790	90.3	15	0.5	170	5.5
Drywall Install., Ceil. Tile Install., & Tapers (472080)	1,230	1,198	97.4	25	2.0	1,060	86.2	25	2.0	70	5.7
Electricians (472111)	8,425	8,285	98.3	135	1.6	7,405	87.9	95	1.1	335	4.0
Glaziers (472121)	570	574	100.7	0	0.0	450	78.9	0	0.0	35	6.1
Insulation Workers (472130)	360	355	98.6	10	2.8	240	66.7	0	0.0	80	22.2
Painters, Construction & Maintenance (472141)	8,425	7,984	94.8	445	5.3	5,550	65.9	310	3.7	354	4.2
Paperhangers (472142)	220	180	81.8	40	18.2	170	77.3	40	18.2	0	0.0
Pipelayers, Plumbers, Pipefitters, Etc. (472150)	6,150	6,038	98.2	104	1.7	5,435	88.4	85	1.4	254	4.1
Plasterers & Stucco Masons (472161)	95	97	102.1	0	0.0	85	89.5	0	0.0	0	0.0
Roofers (472181)	2,505	2,500	99.8	0	0.0	1,880	75.0	0	0.0	185	7.4
Sheet Metal Workers (472211)	2,245	2,225	99.1	20	0.9	1,885	84.0	20	0.9	165	7.3
Iron & Steel Workers (472XXX)	875	775	88.6	99	11.3	650	74.3	50	5.7	75	8.6
Helpers, Construction Trades (473000)	500	494	98.8	4	0.8	340	68.0	4	0.8	30	6.0
Helpers, Construction Trades (473010)	500	494	98.8	4	0.8	340	68.0	4	0.8	30	6.0
Other Construction & Related Workers (474000)	3,510	3,391	96.6	104	3.0	2,930	83.5	79	2.3	205	5.8
Construction & Building Inspectors (474011)	990	959	96.9	25	2.5	875	88.4	15	1.5	40	4.0
Elevator Installers & Repairers (474021)	300	295	98.3	4	1.3	285	95.0	4	1.3	0	0.0
Fence Erectors (474031)	260	240	92.3	15	5.8	180	69.2	0	0.0	0	0.0
Hazardous Materials Removal Workers (474041)	215	185	86.0	25	11.6	105	48.8	25	11.6	35	16.3

**CONNECTICUT OCCUPATIONAL STATISTICS**  
**for Equal Employment Opportunity and Affirmative Action Planning**  
**2000 Census of Population and Housing - Special EEO Tabulation**

**Statewide**

Black Non-Hispanic		Hispanic in Any Race				All Other Non-Hispanic				Occupation
Female	%	Male	%	Female	%	Male	%	Female	%	
240	5.9	140	3.4	165	4.0	135	3.3	85	2.1	Computer Operators (439011)
1,035	12.8	185	2.3	540	6.7	183	2.3	250	3.1	Data Entry Keyers (439021)
185	8.4	15	0.7	285	13.0	0	0.0	94	4.3	Word Processors & Typists (439022)
0	0.0	0	0.0	24	16.0	0	0.0	0	0.0	Desktop Publishers (439031)
535	11.3	14	0.3	140	3.0	15	0.3	69	1.5	Insurance Claims & Policy Proc. Clerks (439041)
180	7.4	120	4.9	200	8.2	55	2.2	112	4.6	Mail Clerks & Mail Mach Oper., Exc. USPS (439051)
1,510	8.0	215	1.1	925	4.9	145	0.8	495	2.6	Office Clerks, General (439061)
125	15.0	39	4.7	90	10.8	54	6.5	19	2.3	Office Machine Operators, Exc. Computer (439071)
10	3.1	0	0.0	0	0.0	15	4.6	4	1.2	Proofreaders & Copy Markers (439081)
25	6.9	0	0.0	15	4.2	4	1.1	4	1.1	Statistical Assistants (439111)
465	7.2	65	1.0	265	4.1	68	1.1	118	1.8	Office & Admin. Support Workers, All Other (439199)
<b>0</b>	<b>0.0</b>	<b>709</b>	<b>18.6</b>	<b>219</b>	<b>5.7</b>	<b>59</b>	<b>1.5</b>	<b>58</b>	<b>1.5</b>	<b>FARMING, FISHING, &amp; FORESTRY OCCUPATIONS (450000)</b>
0	0.0	65	20.0	29	8.9	0	0.0	20	6.2	Super., Farming, Fishing, & Forestry Wrks (451000)
0	0.0	65	20.0	29	8.9	0	0.0	20	6.2	First-Line Sup./Mgrs. of Farming, Etc. (451010)
0	0.0	600	21.0	190	6.6	39	1.4	38	1.3	Agricultural Workers (452000)
0	0.0	0	0.0	0	0.0	0	0.0	0	0.0	Agricultural Inspectors (452011)
0	0.0	10	18.2	15	27.3	10	18.2	0	0.0	Graders & Sorters, Agricultural Products (452041)
0	0.0	590	21.3	175	6.3	29	1.0	38	1.4	Misc. Agric. Wrks, Incl. Animal Breeders (4520XX)
0	0.0	30	10.5	0	0.0	10	3.5	0	0.0	Fishing & Hunting Workers (453000)
0	0.0	14	4.1	0	0.0	10	2.9	0	0.0	Forest, Conservation, & Logging Workers (454000)
0	0.0	4	4.7	0	0.0	0	0.0	0	0.0	Forest & Conservation Workers (454011)
0	0.0	10	3.9	0	0.0	10	3.9	0	0.0	Logging Workers (454020)
<b>180</b>	<b>0.2</b>	<b>7,840</b>	<b>9.1</b>	<b>221</b>	<b>0.3</b>	<b>2,392</b>	<b>2.8</b>	<b>117</b>	<b>0.1</b>	<b>CONSTRUCTION &amp; EXTRACTION OCCUPATIONS (470000)</b>
10	0.1	420	4.1	35	0.3	174	1.7	0	0.0	Super., Construction & Extraction Workers (471000)
10	0.1	420	4.1	35	0.3	174	1.7	0	0.0	First-Line Sup./Mgrs. of Constr & Extr. Wrks (471011)
160	0.2	7,061	9.9	171	0.2	2,167	3.0	107	0.1	Construction Trades Workers (472000)
0	0.0	4	2.4	0	0.0	0	0.0	0	0.0	Boilermakers (472011)
0	0.0	510	17.0	0	0.0	119	4.0	0	0.0	Brickmasons, Blockmasons, & Stonemasons (472020)
25	0.1	1,300	6.5	8	0.0	589	3.0	49	0.2	Carpenters (472031)
0	0.0	295	13.0	0	0.0	10	0.4	0	0.0	Carpet, Floor, & Tile Installers & Finishers (472040)
0	0.0	10	3.5	0	0.0	14	4.9	0	0.0	Cement Masons, Concrete Finishers, Etc. (472050)
20	0.2	2,035	17.8	75	0.7	365	3.2	0	0.0	Construction Laborers (472061)
0	0.0	20	8.3	0	0.0	4	1.7	0	0.0	Paving, Surfacing, & Tamping Equip. Oper. (472071)
0	0.0	50	1.6	4	0.1	55	1.8	4	0.1	Miscellaneous Construction Equip. Oper. (47207X)
0	0.0	34	2.8	0	0.0	34	2.8	0	0.0	Drywall Install., Ceil. Tile Install., & Tapers (472080)
30	0.4	355	4.2	0	0.0	190	2.3	10	0.1	Electricians (472111)
0	0.0	60	10.5	0	0.0	29	5.1	0	0.0	Glaziers (472121)
0	0.0	35	9.7	10	2.8	0	0.0	0	0.0	Insulation Workers (472130)
45	0.5	1,630	19.3	70	0.8	450	5.3	20	0.2	Painters, Construction & Maintenance (472141)
0	0.0	10	4.5	0	0.0	0	0.0	0	0.0	Paperhangers (472142)
15	0.2	200	3.3	0	0.0	149	2.4	4	0.1	Pipelayers, Plumbers, Pipefitters, Etc. (472150)
0	0.0	8	8.4	0	0.0	4	4.2	0	0.0	Plasterers & Stucco Masons (472161)
0	0.0	335	13.4	0	0.0	100	4.0	0	0.0	Roofers (472181)
0	0.0	120	5.3	0	0.0	55	2.4	0	0.0	Sheet Metal Workers (472211)
25	2.9	50	5.7	4	0.5	0	0.0	20	2.3	Iron & Steel Workers (472XXX)
0	0.0	120	24.0	0	0.0	4	0.8	0	0.0	Helpers, Construction Trades (473000)
0	0.0	120	24.0	0	0.0	4	0.8	0	0.0	Helpers, Construction Trades (473010)
10	0.3	209	6.0	15	0.4	47	1.3	0	0.0	Other Construction & Related Workers (474000)
10	1.0	30	3.0	0	0.0	14	1.4	0	0.0	Construction & Building Inspectors (474011)
0	0.0	0	0.0	0	0.0	10	3.3	0	0.0	Elevator Installers & Repairers (474021)
0	0.0	60	23.1	15	5.8	0	0.0	0	0.0	Fence Erectors (474031)
0	0.0	45	20.9	0	0.0	0	0.0	0	0.0	Hazardous Materials Removal Workers (474041)

**CONNECTICUT OCCUPATIONAL STATISTICS**  
**for Equal Employment Opportunity and Affirmative Action Planning**  
**2000 Census of Population and Housing - Special EEO Tabulation**

**Statewide**

Occupation	Total All Races *	Total Civilian Labor Force				White Non-Hispanic				Black Non-Hispanic	
		Male	%	Female	%	Male	%	Female	%	Male	%
Highway Maintenance Workers (474051)	1,225	1,188	97.0	35	2.9	1,030	84.1	35	2.9	75	6.1
Rail-Track Laying & Maint. Equip. Operators (474061)	110	110	100.0	0	0.0	80	72.7	0	0.0	30	27.3
Septic Tank Serv. & Sewer Pipe Cleaners (474071)	65	65	100.0	0	0.0	65	100.0	0	0.0	0	0.0
Misc. Construction & Rel. Workers (474090)	345	349	101.2	0	0.0	310	89.9	0	0.0	25	7.2
Extraction Workers (475000)	565	554	98.1	10	1.8	520	92.0	0	0.0	4	0.7
Earth Drillers, Except Oil & Gas (475021)	300	300	100.0	0	0.0	290	96.7	0	0.0	0	0.0
Expl. Wrks, Ord. Handling Experts, & Blasters (475031)	115	110	95.7	10	8.7	110	95.7	0	0.0	0	0.0
Mining Machine Operators (475040)	80	79	98.8	0	0.0	75	93.8	0	0.0	4	5.0
Misc. Extraction Workers, Etc. (4750XX)	70	65	92.9	0	0.0	45	64.3	0	0.0	0	0.0
Derrick, Rotary Drill, Etc., Oil, Gas, & Mining (4750YY)	0	0	0.0	0	0.0	0	0.0	0	0.0	0	0.0
<b>INSTALLATION, MAINTENANCE, &amp; REPAIR OCCS. (490000)</b>	<b>55,340</b>	<b>52,917</b>	<b>95.6</b>	<b>2,383</b>	<b>4.3</b>	<b>44,385</b>	<b>80.2</b>	<b>1,847</b>	<b>3.3</b>	<b>3,372</b>	<b>6.1</b>
Super. of Installation, Maint., & Repair Wrks. (491000)	3,975	3,615	90.9	363	9.1	3,230	81.3	290	7.3	190	4.8
First-Line Super./Mgrs. of Mechanics, Etc (491011)	3,975	3,615	90.9	363	9.1	3,230	81.3	290	7.3	190	4.8
Elect. & Electronic Equip. Mechanics, Etc. (492000)	8,325	7,463	89.6	862	10.4	6,405	76.9	710	8.5	484	5.8
Computer, ATM, & Office Mach Repairers (492011)	3,675	3,180	86.5	493	13.4	2,705	73.6	405	11.0	215	5.9
Radio & Telecomm. Equip. Install & Repair (492020)	2,685	2,450	91.2	235	8.8	2,075	77.3	195	7.3	205	7.6
Avionics Technicians (492091)	125	120	96.0	10	8.0	105	84.0	0	0.0	0	0.0
Electric Motor, Pwr Tool, & Related Repairers (492092)	465	455	97.8	4	0.9	425	91.4	0	0.0	20	4.3
Electr. Equip. Install & Repair, Motor Veh. (492096)	100	99	99.0	0	0.0	95	95.0	0	0.0	4	4.0
Electr. Home Entert. Equip. Install & Repair (492097)	400	319	79.8	80	20.0	245	61.3	70	17.5	30	7.5
Security & Fire Alarm Systems Installers (492098)	550	530	96.4	25	4.5	500	90.9	25	4.5	10	1.8
Elect/Electr Repr, Ind., Utility, & Transp. Equip. (49209X)	325	310	95.4	15	4.6	255	78.5	15	4.6	0	0.0
Veh. & Mobile Equip. Mechs, Installers (493000)	20,645	20,318	98.4	300	1.5	16,690	80.8	214	1.0	1,304	6.3
Aircraft Mechanics & Service Techs (493011)	2,140	2,050	95.8	84	3.9	1,745	81.5	50	2.3	130	6.1
Automotive Body & Related Repairers (493021)	2,205	2,168	98.3	39	1.8	1,775	80.5	35	1.6	185	8.4
Automotive Glass Installers & Repairers (493022)	120	125	104.2	0	0.0	110	91.7	0	0.0	0	0.0
Automotive Service Techs & Mechanics (493023)	11,180	11,044	98.8	128	1.1	8,790	78.6	80	0.7	785	7.0
Bus & Truck Mechs & Diesel Eng. Specialists (493031)	2,715	2,703	99.6	4	0.1	2,305	84.9	4	0.1	99	3.6
Heavy Veh. & Mob. Equip. Serv. Techs & Mechs (493040)	1,285	1,251	97.4	30	2.3	1,155	89.9	30	2.3	55	4.3
Small Engine Mechanics (493050)	545	524	96.1	15	2.8	500	91.7	15	2.8	10	1.8
Misc. Veh. & Mob. Equip. Mechs, Etc. (493090)	455	453	99.6	0	0.0	310	68.1	0	0.0	40	8.8
Other Installation, Maint. & Repair Occs (499000)	22,395	21,521	96.1	858	3.8	18,060	80.6	633	2.8	1,394	6.2
Control & Valve Installers & Repairers (499010)	300	298	99.3	0	0.0	245	81.7	0	0.0	15	5.0
Heating, AC, & Refrig. Mechs & Installers (499021)	3,720	3,695	99.3	24	0.6	3,440	92.5	20	0.5	105	2.8
Home Appliance Repairers (499031)	625	624	99.8	0	0.0	540	86.4	0	0.0	35	5.6
Maintenance & Repair Workers, General (499042)	4,960	4,804	96.9	143	2.9	3,715	74.9	105	2.1	480	9.7
Maintenance Workers, Machinery (499043)	180	154	85.6	25	13.9	115	63.9	10	5.6	20	11.1
Millwrights (499044)	565	512	90.6	49	8.7	500	88.5	20	3.5	4	0.7
Ind. & Refractory Machinery Mechanics (49904X)	4,610	4,479	97.2	133	2.9	3,655	79.3	100	2.2	260	5.6
Electrical Power-Line Installers & Repairers (499051)	845	825	97.6	20	2.4	725	85.8	20	2.4	25	3.0
Telecomm. Line Installers & Repairers (499052)	2,040	1,883	92.3	160	7.8	1,615	79.2	110	5.4	165	8.1
Precision Instrument & Equip. Repairers (499060)	600	499	83.2	104	17.3	465	77.5	90	15.0	15	2.5
Coin, Vending, & Amuse. Mach Servicers (499091)	560	509	90.9	54	9.6	440	78.6	40	7.1	20	3.6
Locksmiths & Safe Repairers (499094)	265	254	95.8	8	3.0	240	90.6	4	1.5	0	0.0
Manufactured Bldg & Mobile Home Install (499095)	55	50	90.9	4	7.3	50	90.9	4	7.3	0	0.0
Riggers (499096)	95	95	100.0	0	0.0	95	100.0	0	0.0	0	0.0
Helpers--Installation, Maint., & Rep. Wrks (499098)	210	185	88.1	25	11.9	125	59.5	25	11.9	30	14.3
Other Install., Maint., & Rpr. Wrks, Etc. (49909X)	2,765	2,655	96.0	109	3.9	2,095	75.8	85	3.1	220	8.0
<b>PRODUCTION OCCUPATIONS (510000)</b>	<b>135,289</b>	<b>90,925</b>	<b>67.2</b>	<b>44,318</b>	<b>32.8</b>	<b>67,240</b>	<b>49.7</b>	<b>25,880</b>	<b>19.1</b>	<b>7,089</b>	<b>5.2</b>
Supervisors, Production Workers (511000)	16,175	12,705	78.5	3,479	21.5	10,785	66.7	2,575	15.9	630	3.9
First-Line Supr./Mgrs. of Prod. & Oper. Wrks (511011)	16,175	12,705	78.5	3,479	21.5	10,785	66.7	2,575	15.9	630	3.9
Assemblers & Fabricators (512000)	17,110	7,261	42.4	9,843	57.5	4,800	28.1	5,115	29.9	834	4.9

**CONNECTICUT OCCUPATIONAL STATISTICS**  
**for Equal Employment Opportunity and Affirmative Action Planning**  
**2000 Census of Population and Housing - Special EEO Tabulation**

**Statewide**

Black Non-Hispanic		Hispanic in Any Race				All Other Non-Hispanic				Occupation
Female	%	Male	%	Female	%	Male	%	Female	%	
0	0.0	60	4.9	0	0.0	23	1.9	0	0.0	Highway Maintenance Workers (474051)
0	0.0	0	0.0	0	0.0	0	0.0	0	0.0	Rail-Track Laying & Maint. Equip. Operators (474061)
0	0.0	0	0.0	0	0.0	0	0.0	0	0.0	Septic Tank Serv. & Sewer Pipe Cleaners (474071)
0	0.0	14	4.1	0	0.0	0	0.0	0	0.0	Misc. Construction & Rel. Workers (474090)
0	0.0	30	5.3	0	0.0	0	0.0	10	1.8	Extraction Workers (475000)
0	0.0	10	3.3	0	0.0	0	0.0	0	0.0	Earth Drillers, Except Oil & Gas (475021)
0	0.0	0	0.0	0	0.0	0	0.0	10	8.7	Expl. Wrkrs, Ord. Handling Experts, & Blasters (475031)
0	0.0	0	0.0	0	0.0	0	0.0	0	0.0	Mining Machine Operators (475040)
0	0.0	20	28.6	0	0.0	0	0.0	0	0.0	Misc. Extraction Workers, Etc. (4750XX)
0	0.0	0	0.0	0	0.0	0	0.0	0	0.0	Derrick, Rotary Drill, Etc., Oil, Gas, & Mining (4750YY)
<b>302</b>	<b>0.5</b>	<b>3,929</b>	<b>7.1</b>	<b>169</b>	<b>0.3</b>	<b>1,231</b>	<b>2.2</b>	<b>65</b>	<b>0.1</b>	<b>INSTALLATION, MAINTENANCE, &amp; REPAIR OCCS. (490000)</b>
50	1.3	125	3.1	19	0.5	70	1.8	4	0.1	Super. of Installation, Maint., & Repair Wrkrs. (491000)
50	1.3	125	3.1	19	0.5	70	1.8	4	0.1	First-Line Super./Mgrs. of Mechanics, Etc (491011)
85	1.0	420	5.0	49	0.6	154	1.8	18	0.2	Elect. & Electronic Equip. Mechanics, Etc. (492000)
45	1.2	190	5.2	25	0.7	70	1.9	18	0.5	Computer, ATM, & Office Mach Repairers (492011)
30	1.1	100	3.7	10	0.4	70	2.6	0	0.0	Radio & Telecomm. Equip. Install & Repair (492020)
10	8.0	15	12.0	0	0.0	0	0.0	0	0.0	Avionics Technicians (492091)
0	0.0	10	2.2	4	0.9	0	0.0	0	0.0	Electric Motor, Pwr Tool, & Related Repairers (492092)
0	0.0	0	0.0	0	0.0	0	0.0	0	0.0	Electr. Equip. Install & Repair, Motor Veh. (492096)
0	0.0	40	10.0	10	2.5	4	1.0	0	0.0	Electr. Home Entert. Equip. Install & Repair (492097)
0	0.0	20	3.6	0	0.0	0	0.0	0	0.0	Security & Fire Alarm Systems Installers (492098)
0	0.0	45	13.8	0	0.0	10	3.1	0	0.0	Elect/Electr Repr, Ind., Utility, & Transp. Equip. (49209X)
54	0.3	1,848	9.0	24	0.1	476	2.3	8	0.0	Veh. & Mobile Equip. Mechs, Installers (493000)
30	1.4	75	3.5	0	0.0	100	4.7	4	0.2	Aircraft Mechanics & Service Techs (493011)
4	0.2	155	7.0	0	0.0	53	2.4	0	0.0	Automotive Body & Related Repairers (493021)
0	0.0	15	12.5	0	0.0	0	0.0	0	0.0	Automotive Glass Installers & Repairers (493022)
20	0.2	1,210	10.8	24	0.2	259	2.3	4	0.0	Automotive Service Techs & Mechanics (493023)
0	0.0	265	9.8	0	0.0	34	1.3	0	0.0	Bus & Truck Mechs & Diesel Eng. Specialists (493031)
0	0.0	29	2.3	0	0.0	12	0.9	0	0.0	Heavy Veh. & Mob. Equip. Serv. Techs & Mechs (493040)
0	0.0	14	2.6	0	0.0	0	0.0	0	0.0	Small Engine Mechanics (493050)
0	0.0	85	18.7	0	0.0	18	4.0	0	0.0	Misc. Veh. & Mob. Equip. Mechs, Etc. (493090)
113	0.5	1,536	6.9	77	0.3	531	2.4	35	0.2	Other Installation, Maint. & Repair Occs (499000)
0	0.0	24	8.0	0	0.0	14	4.7	0	0.0	Control & Valve Installers & Repairers (499010)
4	0.1	90	2.4	0	0.0	60	1.6	0	0.0	Heating, AC, & Refrig. Mechs & Installers (499021)
0	0.0	39	6.2	0	0.0	10	1.6	0	0.0	Home Appliance Repairers (499031)
0	0.0	465	9.4	19	0.4	144	2.9	19	0.4	Maintenance & Repair Workers, General (499042)
0	0.0	15	8.3	15	8.3	4	2.2	0	0.0	Maintenance Workers, Machinery (499043)
25	4.4	4	0.7	0	0.0	4	0.7	4	0.7	Millwrights (499044)
15	0.3	395	8.6	10	0.2	169	3.7	8	0.2	Ind. & Refractory Machinery Mechanics (49904X)
0	0.0	55	6.5	0	0.0	20	2.4	0	0.0	Electrical Power-Line Installers & Repairers (499051)
35	1.7	85	4.2	15	0.7	18	0.9	0	0.0	Telecomm. Line Installers & Repairers (499052)
4	0.7	15	2.5	10	1.7	4	0.7	0	0.0	Precision Instrument & Equip. Repairers (499060)
10	1.8	24	4.3	4	0.7	25	4.5	0	0.0	Coin, Vending, & Amuse. Mach Servicers (499091)
0	0.0	0	0.0	0	0.0	14	5.3	4	1.5	Locksmiths & Safe Repairers (499094)
0	0.0	0	0.0	0	0.0	0	0.0	0	0.0	Manufactured Blding & Mobile Home Install (499095)
0	0.0	0	0.0	0	0.0	0	0.0	0	0.0	Riggers (499096)
0	0.0	30	14.3	0	0.0	0	0.0	0	0.0	Helpers--Installation, Maint., & Rep. Wrkrs (499098)
20	0.7	295	10.7	4	0.1	45	1.6	0	0.0	Other Install., Maint., & Rpr. Wrkrs, Etc. (49909X)
<b>4,734</b>	<b>3.5</b>	<b>11,541</b>	<b>8.5</b>	<b>9,882</b>	<b>7.3</b>	<b>5,055</b>	<b>3.7</b>	<b>3,822</b>	<b>2.8</b>	<b>PRODUCTION OCCUPATIONS (510000)</b>
320	2.0	885	5.5	375	2.3	405	2.5	209	1.3	Supervisors, Production Workers (511000)
320	2.0	885	5.5	375	2.3	405	2.5	209	1.3	First-Line Supr./Mgrs. of Prod. & Oper. Wrkrs (511011)
1,010	5.9	1,059	6.2	2,484	14.5	568	3.3	1,234	7.2	Assemblers & Fabricators (512000)

**CONNECTICUT OCCUPATIONAL STATISTICS**  
**for Equal Employment Opportunity and Affirmative Action Planning**  
**2000 Census of Population and Housing - Special EEO Tabulation**

**Statewide**

Occupation	Total All Races *	Total Civilian Labor Force				White Non-Hispanic				Black Non-Hispanic	
		Male	%	Female	%	Male	%	Female	%	Male	%
Aircraft Struct., Surf., Rlg. Assemblers (512011)	485	235	48.5	255	52.6	185	38.1	130	26.8	25	5.2
Elect., Electr., & Electromech. Assemblers (512020)	3,825	1,250	32.7	2,574	67.3	770	20.1	1,350	35.3	110	2.9
Engine & Other Machine Assemblers (512031)	285	245	86.0	39	13.7	170	59.6	25	8.8	25	8.8
Structural Metal Fabricators & Fitters (512041)	255	254	99.6	0	0.0	220	86.3	0	0.0	10	3.9
Miscellaneous Assemblers & Fabricators (512090)	12,260	5,277	43.0	6,975	56.9	3,455	28.2	3,610	29.4	664	5.4
Food Processing Workers (513000)	5,435	3,670	67.5	1,773	32.6	2,640	48.6	1,230	22.6	294	5.4
Bakers (513011)	2,705	1,544	57.1	1,159	42.8	1,050	38.8	860	31.8	125	4.6
Butchers/Other Meat, Poultry, Fish Proc Wrks (513020)	1,875	1,754	93.5	125	6.7	1,370	73.1	30	1.6	100	5.3
Food & Tob. Roasting, Etc. Mach Op/Tenders (513091)	100	93	93.0	10	10.0	60	60.0	10	10.0	4	4.0
Food Batchmakers (513092)	645	225	34.9	424	65.7	130	20.2	275	42.6	55	8.5
Food Cooking Machine Operators & Tenders (513093)	110	54	49.1	55	50.0	30	27.3	55	50.0	10	9.1
Metal Workers & Plastic Workers (514000)	39,310	32,391	82.4	6,895	17.5	24,155	61.4	3,797	9.7	2,274	5.8
Computer Control Programmers & Operators (514010)	665	630	94.7	34	5.1	430	64.7	30	4.5	50	7.5
Extr. & Drawing Mach Set, Etc. Metal & Plastic (514021)	310	274	88.4	35	11.3	225	72.6	35	11.3	0	0.0
Forging Mach Setters, Etc., Metal & Plastic (514022)	205	185	90.2	25	12.2	120	58.5	0	0.0	25	12.2
Rolling Mach Setters, Etc., Metal & Plastic (514023)	185	145	78.4	39	21.1	145	78.4	15	8.1	0	0.0
Cut, Punch, & Press Mach Set, Etc., M/P (514031)	1,160	785	67.7	370	31.9	520	44.8	300	25.9	110	9.5
Drill & Boring Mach Tool Setters, Etc., M/P (514032)	150	125	83.3	25	16.7	105	70.0	15	10.0	10	6.7
Grinding, Etc. Mach Tool Setters, Etc., M/P (514033)	1,255	970	77.3	289	23.0	635	50.6	200	15.9	100	8.0
Lathe & Turning Mach Tool Setters, Etc., M/P (514034)	205	193	94.1	8	3.9	175	85.4	4	2.0	4	2.0
Machinists (514041)	9,650	8,885	92.1	764	7.9	7,485	77.6	445	4.6	505	5.2
Metal Furnace & Kiln Operators & Tenders (514050)	255	245	96.1	4	1.6	195	76.5	4	1.6	15	5.9
Model Makers & Patternmakers, M/P (514060)	105	100	95.2	4	3.8	100	95.2	4	3.8	0	0.0
Molders & Molding Mach Setters, Etc., M/P (514070)	1,175	939	79.9	235	20.0	735	62.6	165	14.0	110	9.4
Tool & Die Makers (514111)	4,045	3,929	97.1	120	3.0	3,575	88.4	85	2.1	55	1.4
Welding, Soldering, & Brazing Workers (514120)	4,575	3,940	86.1	630	13.8	2,910	63.6	290	6.3	435	9.5
Heat Treating Equip. Setters, Etc., M/P (514191)	355	343	96.6	10	2.8	240	67.6	10	2.8	60	16.9
Lay-Out Workers, Metal & Plastic (514192)	135	110	81.5	25	18.5	110	81.5	0	0.0	0	0.0
Plating & Coating Mach Setters, Etc., M/P (514193)	555	485	87.4	79	14.2	255	45.9	60	10.8	70	12.6
Tool Grinders, Filers, & Sharpeners (514194)	155	144	92.9	10	6.5	130	83.9	0	0.0	0	0.0
Other Metal & Plastic Workers, Incl. Milling, Etc. (514XXX)	14,170	9,964	70.3	4,189	29.6	6,065	42.8	2,135	15.1	725	5.1
Printing Workers (515000)	5,645	4,286	75.9	1,356	24.0	3,245	57.5	985	17.4	305	5.4
Bookbinders & Bindery Workers (515010)	705	409	58.0	300	42.6	255	36.2	170	24.1	55	7.8
Job Printers (515021)	1,330	1,125	84.6	203	15.3	825	62.0	185	13.9	130	9.8
Prepress Technicians & Workers (515022)	1,160	664	57.2	493	42.5	595	51.3	435	37.5	50	4.3
Printing Machine Operators (515023)	2,450	2,088	85.2	360	14.7	1,570	64.1	195	8.0	70	2.9
Textile, Apparel, & Furnishings Workers (516000)	8,204	3,072	37.4	5,094	62.1	1,780	21.7	2,704	33.0	399	4.9
Laundry & Dry-Cleaning Workers (516011)	2,735	904	33.1	1,834	67.1	480	17.6	925	33.8	120	4.4
Pressers, Textile, Garment, & Rel. Materials (516021)	985	404	41.0	565	57.4	125	12.7	205	20.8	155	15.7
Sewing Machine Operators (516031)	2,450	504	20.6	1,939	79.1	225	9.2	1,000	40.8	45	1.8
Shoe & Leather Workers & Repairers (516041)	140	140	100.0	0	0.0	110	78.6	0	0.0	15	10.7
Shoe Machine Operators & Tenders (516042)	4	0	0.0	4	100.0	0	0.0	4	100.0	0	0.0
Tailors, Dressmakers, & Sewers (516050)	885	294	33.2	584	66.0	230	26.0	435	49.2	30	3.4
Textile Bleaching & Dyeing Mach Op/Tenders (516061)	15	15	100.0	0	0.0	15	100.0	0	0.0	0	0.0
Textile Cutting Mach Setters, Opers/Tenders (516062)	105	65	61.9	35	33.3	50	47.6	35	33.3	0	0.0
Textile Knitting & Weaving Mach Setters, Etc. (516063)	55	25	45.5	29	52.7	15	27.3	25	45.5	0	0.0
Textile Winding, Etc. Mach Setters, Op/Tenders (516064)	10	10	100.0	0	0.0	10	100.0	0	0.0	0	0.0
Upholsterers (516093)	445	407	91.5	35	7.9	295	66.3	35	7.9	24	5.4
Misc. Textile, App, & Furn. Wrks, Exc. Upholst (51609X)	375	304	81.1	69	18.4	225	60.0	40	10.7	10	2.7
Woodworkers (517000)	2,230	2,087	93.6	148	6.6	1,760	78.9	110	4.9	120	5.4
Cabinetmakers & Bench Carpenters (517011)	1,050	1,014	96.6	35	3.3	845	80.5	35	3.3	65	6.2
Furniture Finishers (517021)	410	400	97.6	10	2.4	345	84.1	10	2.4	15	3.7



**CONNECTICUT OCCUPATIONAL STATISTICS**  
**for Equal Employment Opportunity and Affirmative Action Planning**  
**2000 Census of Population and Housing - Special EEO Tabulation**

**Statewide**

Black Non-Hispanic		Hispanic in Any Race				All Other Non-Hispanic				Occupation
Female	%	Male	%	Female	%	Male	%	Female	%	
35	7.2	25	5.2	35	7.2	0	0.0	55	11.3	Aircraft Struct., Surf., Rig. Assemblers (512011)
230	6.0	235	6.1	585	15.3	135	3.5	409	10.7	Elect., Electr., & Electromech. Assemblers (512020)
10	3.5	35	12.3	4	1.4	15	5.3	0	0.0	Engine & Other Machine Assemblers (512031)
0	0.0	24	9.4	0	0.0	0	0.0	0	0.0	Structural Metal Fabricators & Fitters (512041)
735	6.0	740	6.0	1,860	15.2	418	3.4	770	6.3	Miscellaneous Assemblers & Fabricators (512090)
219	4.0	554	10.2	215	4.0	182	3.3	109	2.0	Food Processing Workers (513000)
119	4.4	310	11.5	120	4.4	59	2.2	60	2.2	Bakers (513011)
65	3.5	200	10.7	20	1.1	84	4.5	10	0.5	Butchers/Other Meat, Poultry, Fish Proc Wrkrs (513020)
0	0.0	19	19.0	0	0.0	10	10.0	0	0.0	Food & Tob. Roasting, Etc. Mach Op/Tenders (513091)
35	5.4	15	2.3	75	11.6	25	3.9	39	6.0	Food Batchmakers (513092)
0	0.0	10	9.1	0	0.0	4	3.6	0	0.0	Food Cooking Machine Operators & Tenders (513093)
858	2.2	3,877	9.9	1,738	4.4	2,085	5.3	502	1.3	Metal Workers & Plastic Workers (514000)
0	0.0	90	13.5	4	0.6	60	9.0	0	0.0	Computer Control Programmers & Operators (514010)
0	0.0	14	4.5	0	0.0	35	11.3	0	0.0	Extr. & Drawing Mach Set, Etc, Metal & Plastic (514021)
0	0.0	30	14.6	25	12.2	10	4.9	0	0.0	Forging Mach Setters, Etc., Metal & Plastic (514022)
4	2.2	0	0.0	20	10.8	0	0.0	0	0.0	Rolling Mach Setters, Etc., Metal & Plastic (514023)
15	1.3	115	9.9	55	4.7	40	3.4	0	0.0	Cut, Punch, & Press Mach Set, Etc., M/P (514031)
0	0.0	10	6.7	0	0.0	0	0.0	10	6.7	Drill & Boring Mach Tool Setters, Etc., M/P (514032)
15	1.2	140	11.2	45	3.6	95	7.6	29	2.3	Grinding, Etc. Mach Tool Setters, Etc., M/P (514033)
4	2.0	4	2.0	0	0.0	10	4.9	0	0.0	Lathe & Turning Mach Tool Setters, Etc., M/P (514034)
195	2.0	430	4.5	110	1.1	465	4.8	14	0.1	Machinists (514041)
0	0.0	25	9.8	0	0.0	10	3.9	0	0.0	Metal Furnace & Kiln Operators & Tenders (514050)
0	0.0	0	0.0	0	0.0	0	0.0	0	0.0	Model Makers & Patternmakers, M/P (514060)
35	3.0	80	6.8	35	3.0	14	1.2	0	0.0	Molders & Molding Mach Setters, Etc., M/P (514070)
0	0.0	170	4.2	35	0.9	129	3.2	0	0.0	Tool & Die Makers (514111)
85	1.9	470	10.3	215	4.7	125	2.7	40	0.9	Welding, Soldering, & Brazing Workers (514120)
0	0.0	29	8.2	0	0.0	14	3.9	0	0.0	Heat Treating Equip. Setters, Etc., M/P (514191)
25	18.5	0	0.0	0	0.0	0	0.0	0	0.0	Lay-Out Workers, Metal & Plastic (514192)
0	0.0	120	21.6	19	3.4	40	7.2	0	0.0	Plating & Coating Mach Setters, Etc., M/P (514193)
0	0.0	10	6.5	10	6.5	4	2.6	0	0.0	Tool Grinders, Filers, & Sharpeners (514194)
480	3.4	2,140	15.1	1,165	8.2	1,034	7.3	409	2.9	Other Metal & Plastic Workers, Incl. Milling, Etc. (514XXX)
119	2.1	514	9.1	178	3.2	222	3.9	74	1.3	Printing Workers (515000)
40	5.7	85	12.1	70	9.9	14	2.0	20	2.8	Bookbinders & Bindery Workers (515010)
4	0.3	130	9.8	4	0.3	40	3.0	10	0.8	Job Printers (515021)
25	2.2	19	1.6	19	1.6	0	0.0	14	1.2	Prepress Technicians & Workers (515022)
50	2.0	280	11.4	85	3.5	168	6.9	30	1.2	Printing Machine Operators (515023)
649	7.9	745	9.1	1,259	15.3	148	1.8	482	5.9	Textile, Apparel, & Furnishings Workers (516000)
335	12.2	260	9.5	500	18.3	44	1.6	74	2.7	Laundry & Dry-Cleaning Workers (516011)
130	13.2	85	8.6	180	18.3	39	4.0	50	5.1	Pressers, Textile, Garment, & Rel. Materials (516021)
135	5.5	215	8.8	525	21.4	19	0.8	279	11.4	Sewing Machine Operators (516031)
0	0.0	15	10.7	0	0.0	0	0.0	0	0.0	Shoe & Leather Workers & Repairers (516041)
0	0.0	0	0.0	0	0.0	0	0.0	0	0.0	Shoe Machine Operators & Tenders (516042)
20	2.3	15	1.7	50	5.6	19	2.1	79	8.9	Tailors, Dressmakers, & Sewers (516050)
0	0.0	0	0.0	0	0.0	0	0.0	0	0.0	Textile Bleaching & Dyeing Mach Op/Tenders (516061)
0	0.0	15	14.3	0	0.0	0	0.0	0	0.0	Textile Cutting Mach Setters, Opers/Tenders (516062)
4	7.3	10	18.2	0	0.0	0	0.0	0	0.0	Textile Knitting & Weaving Mach Setters, Etc. (516063)
0	0.0	0	0.0	0	0.0	0	0.0	0	0.0	Textile Winding, Etc. Mach Setters, Op/Tenders (516064)
0	0.0	80	18.0	0	0.0	8	1.8	0	0.0	Upholsterers (516093)
25	6.7	50	13.3	4	1.1	19	5.1	0	0.0	Misc. Textile, App, & Furn. Wrkrs, Exc. Upholst (51609X)
0	0.0	189	8.5	28	1.3	18	0.8	10	0.4	Woodworkers (517000)
0	0.0	100	9.5	0	0.0	4	0.4	0	0.0	Cabinetmakers & Bench Carpenters (517011)
0	0.0	30	7.3	0	0.0	10	2.4	0	0.0	Furniture Finishers (517021)

**CONNECTICUT OCCUPATIONAL STATISTICS**  
**for Equal Employment Opportunity and Affirmative Action Planning**  
**2000 Census of Population and Housing - Special EEO Tabulation**

**Statewide**

Occupation	Total All Races *	Total Civilian Labor Force				White Non-Hispanic				Black Non-Hispanic	
		Male	%	Female	%	Male	%	Female	%	Male	%
Sawing Mach Setters, Opers, & Tenders, Wood (517041)	120	95	79.2	30	25.0	65	54.2	10	8.3	10	8.3
Woodwork Mach Setters, Op/Tenders, Exc. Sawing (517042)	130	88	67.7	44	33.8	50	38.5	30	23.1	15	11.5
Misc. Woodworkers (5170XX)	520	490	94.2	29	5.6	455	87.5	25	4.8	15	2.9
Plant & System Operators (518000)	2,395	2,342	97.8	54	2.3	1,990	83.1	54	2.3	195	8.1
Power Plant Operators, Distr, & Dispatchers (518010)	505	468	92.7	35	6.9	410	81.2	35	6.9	25	5.0
Stationary Engineers & Boiler Operators (518021)	1,025	1,010	98.5	15	1.5	815	79.5	15	1.5	115	11.2
Water & Liq Waste Treat Plant & Sys. Opers (518031)	650	645	99.2	4	0.6	600	92.3	4	0.6	35	5.4
Miscellaneous Plant & System Operators (518090)	215	219	101.9	0	0.0	165	76.7	0	0.0	20	9.3
Other Production Occupations (519000)	38,785	23,111	59.6	15,676	40.4	16,085	41.5	9,310	24.0	2,038	5.3
Chem. Proc. Mach Setters, Ops, & Tenders (519010)	530	475	89.6	56	10.6	320	60.4	40	7.5	55	10.4
Crushing, Grinding, Etc. Workers (519020)	1,035	890	86.0	145	14.0	575	55.6	80	7.7	145	14.0
Cutting Workers (519030)	775	625	80.6	149	19.2	460	59.4	125	16.1	55	7.1
Extruding, Form, Press Mach Setters, Opers (519041)	300	234	78.0	60	20.0	160	53.3	50	16.7	25	8.3
Furnace, Kiln, Oven, Drier, & Kettle Op/Tenders (519051)	210	139	66.2	65	31.0	115	54.8	30	14.3	0	0.0
Inspectors, Testers, Sorters, Samplers, Weighers (519061)	12,560	6,817	54.3	5,750	45.8	5,485	43.7	3,915	31.2	489	3.9
Jewelers & Precious Stone & Metal Workers (519071)	420	259	61.7	165	39.3	220	52.4	125	29.8	4	1.0
Medical, Dental, & Ophthalmic Laboratory Techns (519080)	1,055	585	55.5	458	43.4	500	47.4	315	29.9	20	1.9
Packaging & Filling Mach Operators & Tenders (519111)	2,660	1,015	38.2	1,650	62.0	460	17.3	680	25.6	105	3.9
Painting Workers (519120)	1,465	1,270	86.7	193	13.2	855	58.4	150	10.2	70	4.8
Photog Process Wrkrs & Processing Mach Ops (519130)	1,335	604	45.2	724	54.2	495	37.1	555	41.6	75	5.6
Cementing & Gluing Machine Ops & Tenders (519191)	140	105	75.0	40	28.6	50	35.7	20	14.3	20	14.3
Cleaning, Washing, & Metal Pickling Eq Op/Tenders (519192)	85	65	76.5	20	23.5	40	47.1	20	23.5	0	0.0
Etchers & Engravers (519194)	160	120	75.0	40	25.0	80	50.0	40	25.0	0	0.0
Molders, Shapers, & Casters, Exc Metal & Plastic (519195)	395	359	90.9	40	10.1	325	82.3	30	7.6	0	0.0
Paper Goods Machine Setters, Op/Tenders (519196)	295	235	79.7	60	20.3	135	45.8	20	6.8	40	13.6
Tire Builders (519197)	35	40	114.3	0	0.0	25	71.4	0	0.0	0	0.0
Helpers - Production Workers (519198)	615	424	68.9	194	31.5	260	42.3	90	14.6	45	7.3
Other Production Workers (5191XX)	14,715	8,850	60.1	5,867	39.9	5,525	37.5	3,025	20.6	890	6.0
<b>TRANSP. &amp; MATERIAL MOVING OCCUPATIONS (530000)</b>	<b>77,355</b>	<b>64,110</b>	<b>82.9</b>	<b>13,184</b>	<b>17.0</b>	<b>46,525</b>	<b>60.1</b>	<b>8,833</b>	<b>11.4</b>	<b>8,117</b>	<b>10.5</b>
Super., Transportation & Material Moving Wrkrs (531000)	2,270	1,757	77.4	499	22.0	1,440	63.4	365	16.1	134	5.9
Air Transportation Workers (532000)	1,530	1,394	91.1	120	7.8	1,360	88.9	105	6.9	8	0.5
Aircraft Pilots & Flight Engineers (532010)	1,270	1,186	93.4	75	5.9	1,170	92.1	60	4.7	4	0.3
Air Traffic Control & Airfield Ops Specialists (532020)	260	208	80.0	45	17.3	190	73.1	45	17.3	4	1.5
Motor Vehicle Operators (533000)	40,235	34,750	86.4	5,493	13.7	26,030	64.7	4,195	10.4	4,344	10.8
Bus Drivers (533020)	6,710	3,092	46.1	3,625	54.0	1,940	28.9	2,810	41.9	749	11.2
Driver/Sales Workers & Truck Drivers (533030)	29,720	28,310	95.3	1,408	4.7	22,230	74.8	1,070	3.6	2,815	9.5
Taxi Drivers & Chauffeurs (533041)	3,480	3,044	87.5	435	12.5	1,635	47.0	300	8.6	725	20.8
Misc. Motor Vehicle Opers, Incl. Amb. Drivers (5330XX)	325	304	93.5	25	7.7	225	69.2	15	4.6	55	16.9
Rail Transportation Workers (534000)	685	616	89.9	75	10.9	505	73.7	75	10.9	59	8.6
Locomotive Engineers & Operators (534010)	160	160	100.0	0	0.0	140	87.5	0	0.0	20	12.5
Railroad Brake, Signal, & Switch Operators (534021)	20	25	125.0	0	0.0	10	50.0	0	0.0	0	0.0
Railroad Conductors & Yardmasters (534031)	455	378	83.1	75	16.5	310	68.1	75	16.5	35	7.7
Subway, Streetcar, & Other Rail Transp. Workers (5340XX)	50	53	106.0	0	0.0	45	90.0	0	0.0	4	8.0
Water Transportation Workers (535000)	550	513	93.3	35	6.4	505	91.8	35	6.4	0	0.0
Sailors & Marine Oilers (535011)	215	205	95.3	10	4.7	205	95.3	10	4.7	0	0.0
Ship & Boat Captains & Operators (535020)	225	198	88.0	25	11.1	190	84.4	25	11.1	0	0.0
Ship Engineers (535031)	110	110	100.0	0	0.0	110	100.0	0	0.0	0	0.0
Other Transportation Workers (536000)	2,765	2,402	86.9	352	12.7	1,885	68.2	240	8.7	204	7.4
Parking Lot Attendants (536021)	550	504	91.6	43	7.8	310	56.4	15	2.7	80	14.5
Service Station Attendants (536031)	1,485	1,255	84.5	229	15.4	1,020	68.7	155	10.4	80	5.4
Transportation Inspectors (536051)	640	563	88.0	70	10.9	485	75.8	60	9.4	44	6.9
Misc. Transportation Workers (5360XX)	90	80	88.9	10	11.1	70	77.8	10	11.1	0	0.0



**CONNECTICUT OCCUPATIONAL STATISTICS**  
**for Equal Employment Opportunity and Affirmative Action Planning**  
**2000 Census of Population and Housing - Special EEO Tabulation**

**Statewide**

Black Non-Hispanic		Hispanic in Any Race				All Other Non-Hispanic				Occupation
Female	%	Male	%	Female	%	Male	%	Female	%	
0	0.0	20	16.7	10	8.3	0	0.0	10	8.3	Sawing Mach Setters, Opers, & Tenders, Wood (517041)
0	0.0	19	14.6	14	10.8	4	3.1	0	0.0	Woodwork Mach Setters, Op/Tenders, Exc. Sawing (517042)
0	0.0	20	3.8	4	0.8	0	0.0	0	0.0	Misc. Woodworkers (5170XX)
0	0.0	65	2.7	0	0.0	92	3.8	0	0.0	Plant & System Operators (518000)
0	0.0	15	3.0	0	0.0	18	3.6	0	0.0	Power Plant Operators, Distr, & Dispatchers (518010)
0	0.0	25	2.4	0	0.0	55	5.4	0	0.0	Stationary Engineers & Boiler Operators (518021)
0	0.0	10	1.5	0	0.0	0	0.0	0	0.0	Water & Liq Waste Treat Plant & Sys. Opers (518031)
0	0.0	15	7.0	0	0.0	19	8.8	0	0.0	Miscellaneous Plant & System Operators (518090)
1,559	4.0	3,653	9.4	3,605	9.3	1,335	3.4	1,202	3.1	Other Production Occupations (519000)
4	0.8	85	16.0	8	1.5	15	2.8	4	0.8	Chem. Proc. Mach Setters, Ops, & Tenders (519010)
10	1.0	100	9.7	20	1.9	70	6.8	35	3.4	Crushing, Grinding, Etc. Workers (519020)
0	0.0	55	7.1	14	1.8	55	7.1	10	1.3	Cutting Workers (519030)
0	0.0	39	13.0	10	3.3	10	3.3	0	0.0	Extruding, Form, Press Mach Setters, Opers (519041)
15	7.1	20	9.5	20	9.5	4	1.9	0	0.0	Furnace, Kiln, Oven, Drier, & Kettle Op/Tenders (519051)
380	3.0	525	4.2	935	7.4	318	2.5	520	4.1	Inspectors, Testers, Sorters, Samplers, Weighers (519061)
0	0.0	35	8.3	30	7.1	0	0.0	10	2.4	Jewelers & Precious Stone & Metal Workers (519071)
45	4.3	40	3.8	70	6.6	25	2.4	28	2.7	Medical, Dental, & Ophthalmic Laboratory Techns (519080)
185	7.0	385	14.5	710	26.7	65	2.4	75	2.8	Packaging & Filling Mach Operators & Tenders (519111)
10	0.7	270	18.4	29	2.0	75	5.1	4	0.3	Painting Workers (519120)
80	6.0	24	1.8	29	2.2	10	0.7	60	4.5	Photog Process Wrkrs & Processing Mach Ops (519130)
0	0.0	35	25.0	20	14.3	0	0.0	0	0.0	Cementing & Gluing Machine Ops & Tenders (519191)
0	0.0	15	17.6	0	0.0	10	11.8	0	0.0	Cleaning, Washing, & Metal Pickling Eq Op/Tenders (519192)
0	0.0	40	25.0	0	0.0	0	0.0	0	0.0	Etchers & Engravers (519194)
0	0.0	30	7.6	10	2.5	4	1.0	0	0.0	Molders, Shapers, & Casters, Exc Metal & Plastic (519195)
0	0.0	40	13.6	40	13.6	20	6.8	0	0.0	Paper Goods Machine Setters, Op/Tenders (519196)
0	0.0	15	42.9	0	0.0	0	0.0	0	0.0	Tire Builders (519197)
25	4.1	80	13.0	60	9.8	39	6.3	19	3.1	Helpers - Production Workers (519198)
805	5.5	1,820	12.4	1,600	10.9	615	4.2	437	3.0	Other Production Workers (5191XX)
<b>1,498</b>	<b>1.9</b>	<b>7,400</b>	<b>9.6</b>	<b>2,270</b>	<b>2.9</b>	<b>2,068</b>	<b>2.7</b>	<b>583</b>	<b>0.8</b>	<b>TRANSP. &amp; MATERIAL MOVING OCCUPATIONS (530000)</b>
60	2.6	130	5.7	50	2.2	53	2.3	24	1.1	Super., Transportation & Material Moving Wrkrs (531000)
15	1.0	14	0.9	0	0.0	12	0.8	0	0.0	Air Transportation Workers (532000)
15	1.2	4	0.3	0	0.0	8	0.6	0	0.0	Aircraft Pilots & Flight Engineers (532010)
0	0.0	10	3.8	0	0.0	4	1.5	0	0.0	Air Traffic Control & Airfield Ops Specialists (532020)
555	1.4	3,370	8.4	575	1.4	1,006	2.5	168	0.4	Motor Vehicle Operators (533000)
355	5.3	340	5.1	365	5.4	63	0.9	95	1.4	Bus Drivers (533020)
125	0.4	2,565	8.6	160	0.5	700	2.4	53	0.2	Driver/Sales Workers & Truck Drivers (533030)
75	2.2	445	12.8	40	1.1	239	6.9	20	0.6	Taxi Drivers & Chauffeurs (533041)
0	0.0	20	6.2	10	3.1	4	1.2	0	0.0	Misc. Motor Vehicle Opers, Incl. Amb. Drivers (5330XX)
0	0.0	19	2.8	0	0.0	33	4.8	0	0.0	Rail Transportation Workers (534000)
0	0.0	0	0.0	0	0.0	0	0.0	0	0.0	Locomotive Engineers & Operators (534010)
0	0.0	15	75.0	0	0.0	0	0.0	0	0.0	Railroad Brake, Signal, & Switch Operators (534021)
0	0.0	4	0.9	0	0.0	29	6.4	0	0.0	Railroad Conductors & Yardmasters (534031)
0	0.0	0	0.0	0	0.0	4	8.0	0	0.0	Subway, Streetcar, & Other Rail Transp. Workers (5340XX)
0	0.0	4	0.7	0	0.0	4	0.7	0	0.0	Water Transportation Workers (535000)
0	0.0	0	0.0	0	0.0	0	0.0	0	0.0	Sailors & Marine Oilers (535011)
0	0.0	4	1.8	0	0.0	4	1.8	0	0.0	Ship & Boat Captains & Operators (535020)
0	0.0	0	0.0	0	0.0	0	0.0	0	0.0	Ship Engineers (535031)
14	0.5	190	6.9	48	1.7	123	4.4	50	1.8	Other Transportation Workers (536000)
4	0.7	90	16.4	14	2.5	24	4.4	10	1.8	Parking Lot Attendants (536021)
0	0.0	70	4.7	34	2.3	85	5.7	40	2.7	Service Station Attendants (536031)
10	1.6	30	4.7	0	0.0	4	0.6	0	0.0	Transportation Inspectors (536051)
0	0.0	0	0.0	0	0.0	10	11.1	0	0.0	Misc. Transportation Workers (5360XX)

**CONNECTICUT OCCUPATIONAL STATISTICS**  
**for Equal Employment Opportunity and Affirmative Action Planning**  
**2000 Census of Population and Housing - Special EEO Tabulation**

**Statewide**

Occupation	Total All Races *	Total Civilian Labor Force				White Non-Hispanic				Black Non-Hispanic	
		Male	%	Female	%	Male	%	Female	%	Male	%
Material Moving Workers (537000)	29,320	22,678	77.3	6,610	22.5	14,800	50.5	3,818	13.0	3,368	11.5
Crane & Tower Operators (537021)	620	586	94.5	30	4.8	570	91.9	10	1.6	4	0.6
Dredge, Excavating, & Loading Mach Op (537030)	670	664	99.1	4	0.6	600	89.6	4	0.6	10	1.5
Hoist & Winch Operators (537041)	85	85	100.0	0	0.0	85	100.0	0	0.0	0	0.0
Industrial Truck & Tractor Operators (537051)	2,645	2,415	91.3	220	8.3	1,545	58.4	125	4.7	410	15.5
Cleaners of Vehicles & Equipment (537061)	3,000	2,553	85.1	449	15.0	1,200	40.0	300	10.0	489	16.3
Laborers & Freight, Stock, & Mat. Movers, Hand (537062)	16,425	13,295	80.9	3,139	19.1	8,870	54.0	2,100	12.8	2,055	12.5
Machine Feeders & Offbearers (537063)	345	195	56.5	149	43.2	105	30.4	95	27.5	20	5.8
Packers & Packers, Hand (537064)	4,095	1,535	37.5	2,549	62.2	820	20.0	1,130	27.6	210	5.1
Pumping Station Operators (537070)	40	40	100.0	0	0.0	40	100.0	0	0.0	0	0.0
Refuse & Recyclable Material Collectors (537081)	955	940	98.4	8	0.8	675	70.7	4	0.4	135	14.1
Misc. Material Moving Wrks (537XXX)	440	370	84.1	62	14.1	290	65.9	50	11.4	35	8.0
<b>Unemployed, No Civilian Work Experience Since 1995</b>	<b>10,505</b>	<b>5,388</b>	<b>51.3</b>	<b>5,115</b>	<b>48.7</b>	<b>2,760</b>	<b>26.3</b>	<b>2,575</b>	<b>24.5</b>	<b>1,280</b>	<b>12.2</b>

**CONNECTICUT OCCUPATIONAL STATISTICS**  
**for Equal Employment Opportunity and Affirmative Action Planning**  
**2000 Census of Population and Housing - Special EEO Tabulation**

**Statewide**

Black Non-Hispanic		Hispanic in Any Race				All Other Non-Hispanic				Occupation
Female	%	Male	%	Female	%	Male	%	Female	%	
854	2.9	3,673	12.5	1,597	5.4	837	2.9	341	1.2	Material Moving Workers (537000)
0	0.0	4	0.6	0	0.0	8	1.3	20	3.2	Crane & Tower Operators (537021)
0	0.0	39	5.8	0	0.0	15	2.2	0	0.0	Dredge, Excavating, & Loading Mach Op (537030)
0	0.0	0	0.0	0	0.0	0	0.0	0	0.0	Hoist & Winch Operators (537041)
70	2.6	375	14.2	15	0.6	85	3.2	10	0.4	Industrial Truck & Tractor Operators (537051)
80	2.7	770	25.7	55	1.8	94	3.1	14	0.5	Cleaners of Vehicles & Equipment (537061)
350	2.1	1,800	11.0	475	2.9	570	3.5	214	1.3	Laborers & Freight, Stock, & Mat. Movers, Hand (537062)
35	10.1	55	15.9	4	1.2	15	4.3	15	4.3	Machine Feeders & Offbearers (537063)
315	7.7	475	11.6	1,040	25.4	30	0.7	64	1.6	Packers & Packagers, Hand (537064)
0	0.0	0	0.0	0	0.0	0	0.0	0	0.0	Pumping Station Operators (537070)
0	0.0	120	12.6	4	0.4	10	1.0	0	0.0	Refuse & Recyclable Material Collectors (537081)
4	0.9	35	8.0	4	0.9	10	2.3	4	0.9	Misc. Material Moving Wrkrs (537XXX)
<b>1,020</b>	<b>9.7</b>	<b>970</b>	<b>9.2</b>	<b>1,210</b>	<b>11.5</b>	<b>378</b>	<b>3.6</b>	<b>310</b>	<b>3.0</b>	<b>Unemployed, No Civilian Work Experience Since 1995</b>



2000

*Connecticut*

*Occupational*

*Statistics*

*FAIRFIELD*

*County*

**CONNECTICUT OCCUPATIONAL STATISTICS**  
**for Equal Employment Opportunity and Affirmative Action Planning**  
**2000 Census of Population and Housing - Special EEO Tabulation**

**Fairfield County**

Occupation	Total All Races *	Total Civilian Labor Force				White Non-Hispanic				Black Non-Hispanic	
		Male	%	Female	%	Male	%	Female	%	Male	%
<b>Total Civilian Labor Force</b>	<b>447,918</b>	<b>241,516</b>	<b>53.9</b>	<b>205,844</b>	<b>46.0</b>	<b>182,631</b>	<b>40.8</b>	<b>151,146</b>	<b>33.7</b>	<b>18,048</b>	<b>4.0</b>
<b>MGMT., BUSINESS, &amp; FIN. OCCS. (110000)</b>	<b>92,180</b>	<b>57,652</b>	<b>62.5</b>	<b>34,478</b>	<b>37.4</b>	<b>51,535</b>	<b>55.9</b>	<b>29,118</b>	<b>31.6</b>	<b>1,555</b>	<b>1.7</b>
<b>Management Occupations (110001)</b>	<b>61,465</b>	<b>40,745</b>	<b>66.3</b>	<b>20,687</b>	<b>33.7</b>	<b>36,565</b>	<b>59.5</b>	<b>18,060</b>	<b>29.4</b>	<b>951</b>	<b>1.5</b>
Top Executives (111000)	14,465	11,500	79.5	2,969	20.5	10,595	73.2	2,815	19.5	179	1.2
Chief Executives (111011)	10,055	8,357	83.1	1,695	16.9	7,815	77.7	1,615	16.1	94	0.9
General & Operations Mgrs. (111021)	4,320	3,109	72.0	1,214	28.1	2,750	63.7	1,155	26.7	85	2.0
Legislators (111031)	90	34	37.8	60	66.7	30	33.3	45	50.0	0	0.0
Advert., Marketing, Promo., Pub. Rel. (112000)	10,705	6,321	59.0	4,387	41.0	5,855	54.7	3,920	36.6	119	1.1
Advertising & Promotions Mgrs. (112011)	905	409	45.2	492	54.4	380	42.0	480	53.0	10	1.1
Marketing & Sales Mgrs. (112020)	9,455	5,783	61.2	3,680	38.9	5,365	56.7	3,225	34.1	94	1.0
Public Relations Mgrs. (112031)	345	129	37.4	215	62.3	110	31.9	215	62.3	15	4.3
Operations Specialties Mgrs. (113000)	15,270	9,706	63.6	5,536	36.3	8,570	56.1	4,700	30.8	314	2.1
Administrative Services Mgrs. (113011)	540	259	48.0	279	51.7	230	42.6	235	43.5	15	2.8
Computer & Info. Systems Mgrs. (113021)	1,905	1,450	76.1	450	23.6	1,285	67.5	415	21.8	55	2.9
Financial Managers (113031)	8,135	5,338	65.6	2,794	34.3	4,775	58.7	2,395	29.4	124	1.5
Human Resources Mgrs. (113040)	2,130	949	44.6	1,168	54.8	800	37.6	1,030	48.4	75	3.5
Industrial Production Mgrs. (113051)	1,170	785	67.1	380	32.5	705	60.3	265	22.6	15	1.3
Purchasing Managers (113061)	825	430	52.1	395	47.9	385	46.7	310	37.6	20	2.4
Transp., Storage, & Dist. Mgrs. (113071)	565	495	87.6	70	12.4	390	69.0	50	8.8	10	1.8
Other Management Occupations (119000)	21,025	13,218	62.9	7,795	37.1	11,545	54.9	6,625	31.5	339	1.6
Farm, Ranch, & Other Agric. Mgrs. (119011)	125	95	76.0	25	20.0	80	64.0	25	20.0	15	12.0
Farmers & Ranchers (119012)	170	135	79.4	35	20.6	135	79.4	35	20.6	0	0.0
Construction Managers (119021)	2,270	2,130	93.8	138	6.1	1,970	86.8	130	5.7	20	0.9
Education Administrators (119030)	2,180	914	41.9	1,269	58.2	840	38.5	1,070	49.1	30	1.4
Engineering Managers (119041)	450	400	88.9	45	10.0	345	76.7	45	10.0	10	2.2
Food Service Managers (119051)	2,070	1,455	70.3	620	30.0	1,075	51.9	525	25.4	30	1.4
Funeral Directors (119061)	100	69	69.0	30	30.0	65	65.0	30	30.0	4	4.0
Gaming Managers (119071)	40	25	62.5	10	25.0	25	62.5	10	25.0	0	0.0
Lodging Managers (119081)	275	114	41.5	159	57.8	90	32.7	125	45.5	20	7.3
Medical & Health Services Mgrs. (119111)	1,365	379	27.8	984	72.1	335	24.5	880	64.5	10	0.7
Natural Sciences Managers (119121)	95	50	52.6	45	47.4	40	42.1	35	36.8	0	0.0
Postmasters & Mail Superintendents (119131)	45	39	86.7	10	22.2	35	77.8	0	0.0	0	0.0
Prop., Real Est., & Comm. Assoc. Mgrs. (119141)	1,445	915	63.3	533	36.9	840	58.1	450	31.1	15	1.0
Social & Community Service Managers (119151)	890	249	28.0	639	71.8	230	25.8	520	58.4	15	1.7
Managers, All Other (119199)	9,505	6,249	65.7	3,253	34.2	5,440	57.2	2,745	28.9	170	1.8
<b>Business &amp; Financial Oper. Occs. (130001)</b>	<b>30,715</b>	<b>16,907</b>	<b>55.0</b>	<b>13,791</b>	<b>44.9</b>	<b>14,970</b>	<b>48.7</b>	<b>11,058</b>	<b>36.0</b>	<b>604</b>	<b>2.0</b>
Business Operations Specialists (131000)	14,170	7,000	49.4	7,143	50.4	6,060	42.8	5,944	41.9	317	2.2
Agents & Bus. Mgrs. of Artists, Etc. (131011)	245	105	42.9	140	57.1	95	38.8	130	53.1	10	4.1
Purch. Agts & Buyers, Farm Prod. (131021)	25	0	0.0	25	100.0	0	0.0	15	60.0	0	0.0
Whsle & Ret. Buyers, Exc. Farm Prod. (131022)	830	306	36.9	528	63.6	245	29.5	430	51.8	4	0.5
Purch. Agts, Exc. Whsle, Ret., Etc. (131023)	1,010	557	55.1	444	44.0	475	47.0	375	37.1	50	5.0
Claims Adj., Appr., Examiners, & Invest. (131030)	765	270	35.3	499	65.2	215	28.1	380	49.7	55	7.2
Compliance Officers, Exc. Agri., Etc. (131041)	365	198	54.2	159	43.6	165	45.2	125	34.2	10	2.7
Cost Estimators (131051)	275	264	96.0	4	1.5	260	94.5	4	1.5	0	0.0
Human Res., Training, & Labor Rel. Spec. (131070)	4,285	1,394	32.5	2,889	67.4	1,185	27.7	2,340	54.6	95	2.2
Logisticians (131081)	140	72	51.4	63	45.0	60	42.9	45	32.1	4	2.9
Management Analysts (131111)	5,210	3,469	66.6	1,743	33.5	3,060	58.7	1,585	30.4	44	0.8
Meeting & Convention Planners (131121)	355	55	15.5	299	84.2	45	12.7	265	74.6	10	2.8
Other Business Operations Specialists (1311XX)	665	310	46.6	350	52.6	255	38.3	250	37.6	35	5.3
Financial Specialists (132000)	16,545	9,907	59.9	6,648	40.2	8,910	53.9	5,114	30.9	287	1.7
Accountants & Auditors (132011)	9,730	5,369	55.2	4,369	44.9	4,810	49.4	3,325	34.2	194	2.0
Appraisers & Assessors of Real Estate (132021)	350	220	62.9	130	37.1	220	62.9	130	37.1	0	0.0

**CONNECTICUT OCCUPATIONAL STATISTICS**  
**for Equal Employment Opportunity and Affirmative Action Planning**  
**2000 Census of Population and Housing - Special EEO Tabulation**

**Fairfield County**

Black Non-Hispanic		Hispanic in Any Race				All Other Non-Hispanic				Occupation
Female	%	Male	%	Female	%	Male	%	Female	%	
23,096	5.2	27,423	6.1	21,427	4.8	13,414	3.0	10,175	2.3	<b>Total Civilian Labor Force</b>
2,395	2.6	2,101	2.3	1,294	1.4	2,461	2.7	1,671	1.8	<b>MGMT., BUSINESS, &amp; FIN. OCCS. (110000)</b>
1,083	1.8	1,578	2.6	699	1.1	1,651	2.7	845	1.4	<b>Management Occupations (110001)</b>
95	0.7	310	2.1	25	0.2	416	2.9	34	0.2	Top Executives (111000)
25	0.2	160	1.6	25	0.2	288	2.9	30	0.3	Chief Executives (111011)
55	1.3	150	3.5	0	0.0	124	2.9	4	0.1	General & Operations Mgrs. (111021)
15	16.7	0	0.0	0	0.0	4	4.4	0	0.0	Legislators (111031)
169	1.6	108	1.0	84	0.8	239	2.2	214	2.0	Advert., Marketing., Promo., Pub. Rel. (112000)
4	0.4	4	0.4	4	0.4	15	1.7	4	0.4	Advertising & Promotions Mgrs. (112011)
165	1.7	100	1.1	80	0.8	224	2.4	210	2.2	Marketing & Sales Mgrs. (112020)
0	0.0	4	1.2	0	0.0	0	0.0	0	0.0	Public Relations Mgrs. (112031)
295	1.9	474	3.1	218	1.4	348	2.3	323	2.1	Operations Specialties Mgrs. (113000)
0	0.0	14	2.6	29	5.4	0	0.0	15	2.8	Administrative Services Mgrs. (113011)
15	0.8	40	2.1	0	0.0	70	3.7	20	1.0	Computer & Info. Systems Mgrs. (113021)
140	1.7	190	2.3	94	1.2	249	3.1	165	2.0	Financial Managers (113031)
45	2.1	70	3.3	55	2.6	4	0.2	38	1.8	Human Resources Mgrs. (113040)
20	1.7	50	4.3	40	3.4	15	1.3	55	4.7	Industrial Production Mgrs. (113051)
55	6.7	25	3.0	0	0.0	0	0.0	30	3.6	Purchasing Managers (113061)
20	3.5	85	15.0	0	0.0	10	1.8	0	0.0	Transp., Storage, & Dist. Mgrs. (113071)
524	2.5	686	3.3	372	1.8	648	3.1	274	1.3	Other Management Occupations (119000)
0	0.0	0	0.0	0	0.0	0	0.0	0	0.0	Farm, Ranch, & Other Agric. Mgrs. (119011)
0	0.0	0	0.0	0	0.0	0	0.0	0	0.0	Farmers & Ranchers (119012)
0	0.0	100	4.4	4	0.2	40	1.8	4	0.2	Construction Managers (119021)
105	4.8	34	1.6	59	2.7	10	0.5	35	1.6	Education Administrators (119030)
0	0.0	15	3.3	0	0.0	30	6.7	0	0.0	Engineering Managers (119041)
25	1.2	220	10.6	60	2.9	130	6.3	10	0.5	Food Service Managers (119051)
0	0.0	0	0.0	0	0.0	0	0.0	0	0.0	Funeral Directors (119061)
0	0.0	0	0.0	0	0.0	0	0.0	0	0.0	Gaming Managers (119071)
10	3.6	0	0.0	0	0.0	4	1.5	24	8.7	Lodging Managers (119081)
50	3.7	4	0.3	34	2.5	30	2.2	20	1.5	Medical & Health Services Mgrs. (119111)
0	0.0	0	0.0	0	0.0	10	10.5	10	10.5	Natural Sciences Managers (119121)
0	0.0	4	8.9	10	22.2	0	0.0	0	0.0	Postmasters & Mail Superintendents (119131)
55	3.8	60	4.2	20	1.4	0	0.0	8	0.6	Prop., Real Est., & Comm. Assoc. Mgrs. (119141)
80	9.0	4	0.4	25	2.8	0	0.0	14	1.6	Social & Community Service Managers (119151)
199	2.1	245	2.6	160	1.7	394	4.1	149	1.6	Managers, All Other (119199)
1,312	4.3	523	1.7	595	1.9	810	2.6	826	2.7	<b>Business &amp; Financial Oper. Occs. (130001)</b>
658	4.6	244	1.7	267	1.9	379	2.7	274	1.9	Business Operations Specialists (131000)
10	4.1	0	0.0	0	0.0	0	0.0	0	0.0	Agents & Bus. Mgrs. of Artists, Etc. (131011)
10	40.0	0	0.0	0	0.0	0	0.0	0	0.0	Purch. Agts & Buyers, Farm Prod. (131021)
44	5.3	29	3.5	50	6.0	28	3.4	4	0.5	Whsle & Ret. Buyers, Exc. Farm Prod. (131022)
35	3.5	14	1.4	15	1.5	18	1.8	19	1.9	Purch. Agts, Exc. Whsle, Ret., Etc. (131023)
90	11.8	0	0.0	19	2.5	0	0.0	10	1.3	Claims Adj., Appr., Examiners, & Invest. (131030)
10	2.7	19	5.2	4	1.1	4	1.1	20	5.5	Compliance Officers, Exc. Agri., Etc. (131041)
0	0.0	4	1.5	0	0.0	0	0.0	0	0.0	Cost Estimators (131051)
340	7.9	75	1.8	85	2.0	39	0.9	124	2.9	Human Res., Training, & Labor Rel. Spec. (131070)
4	2.9	8	5.7	4	2.9	0	0.0	10	7.1	Logisticians (131081)
75	1.4	95	1.8	30	0.6	270	5.2	53	1.0	Management Analysts (131111)
10	2.8	0	0.0	20	5.6	0	0.0	4	1.1	Meeting & Convention Planners (131121)
30	4.5	0	0.0	40	6.0	20	3.0	30	4.5	Other Business Operations Specialists (1311XX)
654	4.0	279	1.7	328	2.0	431	2.6	552	3.3	Financial Specialists (132000)
490	5.0	150	1.5	170	1.7	215	2.2	384	3.9	Accountants & Auditors (132011)
0	0.0	0	0.0	0	0.0	0	0.0	0	0.0	Appraisers & Assessors of Real Estate (132021)

**CONNECTICUT OCCUPATIONAL STATISTICS**  
**for Equal Employment Opportunity and Affirmative Action Planning**  
**2000 Census of Population and Housing - Special EEO Tabulation**

**Fairfield County**

Occupation	Total All Races *	Total Civilian Labor Force				White Non-Hispanic				Black Non-Hispanic	
		Male	%	Female	%	Male	%	Female	%	Male	%
Budget Analysts (132031)	75	35	46.7	39	52.0	25	33.3	35	46.7	10	13.3
Credit Analysts (132041)	190	70	36.8	125	65.8	40	21.1	75	39.5	10	5.3
Financial Analysts (132051)	1,305	964	73.9	333	25.5	860	65.9	280	21.5	30	2.3
Personal Financial Advisors (132052)	2,665	1,993	74.8	660	24.8	1,815	68.1	530	19.9	14	0.5
Insurance Underwriters (132053)	380	218	57.4	165	43.4	200	52.6	120	31.6	0	0.0
Financial Examiners (132061)	10	10	100.0	4	40.0	0	0.0	4	40.0	0	0.0
Loan Counselors & Officers (132070)	1,010	579	57.3	434	43.0	540	53.5	350	34.7	15	1.5
Tax Examiners, Collectors, & Rev. Agts (132081)	105	60	57.1	45	42.9	50	47.6	35	33.3	10	9.5
Tax Preparers (132082)	435	254	58.4	185	42.5	230	52.9	145	33.3	4	0.9
Financial Specialists, All Other (132099)	290	135	46.6	159	54.8	120	41.4	85	29.3	0	0.0
<b>PROFESSIONAL &amp; RELATED OCCUPATIONS (150000)</b>	<b>98,454</b>	<b>44,246</b>	<b>44.9</b>	<b>53,992</b>	<b>54.8</b>	<b>37,261</b>	<b>37.8</b>	<b>45,042</b>	<b>45.7</b>	<b>1,787</b>	<b>1.8</b>
<i>Computer &amp; Mathematical Occupations (150001)</i>	<i>13,725</i>	<i>9,735</i>	<i>70.9</i>	<i>3,991</i>	<i>29.1</i>	<i>7,425</i>	<i>54.1</i>	<i>2,995</i>	<i>21.8</i>	<i>359</i>	<i>2.6</i>
Computer Specialists (151000)	12,790	9,100	71.1	3,688	28.8	6,885	53.8	2,770	21.7	359	2.8
Computer Programmers (151021)	2,675	1,815	67.9	860	32.1	1,440	53.8	635	23.7	70	2.6
Computer Software Engineers (151030)	2,635	2,039	77.4	595	22.6	1,495	56.7	435	16.5	40	1.5
Computer Support Specialists (151041)	1,035	665	64.3	369	35.7	485	46.9	325	31.4	45	4.3
Database Administrators (151061)	430	244	56.7	185	43.0	200	46.5	110	25.6	0	0.0
Network & Computer Syst. Admins. (151071)	710	534	75.2	175	24.6	465	65.5	125	17.6	0	0.0
Network Sys. & Data Comm. Analysts (151081)	1,630	1,219	74.8	410	25.2	940	57.7	330	20.2	44	2.7
Computer Scientists & Sys. Analysts (1510XX)	3,675	2,584	70.3	1,094	29.8	1,860	50.6	810	22.0	160	4.4
Mathematical Scientists (152000)	935	635	67.9	303	32.4	540	57.8	225	24.1	0	0.0
Actuaries (152011)	400	325	81.3	74	18.5	300	75.0	45	11.3	0	0.0
Operations Research Analysts (152031)	370	235	63.5	129	34.9	190	51.4	100	27.0	0	0.0
Misc. Math Science Occupations (1520XX)	165	75	45.5	100	60.6	50	30.3	80	48.5	0	0.0
<i>Architecture &amp; Engineering Occs. (170001)</i>	<i>7,970</i>	<i>6,999</i>	<i>87.8</i>	<i>941</i>	<i>11.8</i>	<i>6,004</i>	<i>75.3</i>	<i>808</i>	<i>10.1</i>	<i>167</i>	<i>2.1</i>
Architects, Surveyors, & Cartographers (171000)	1,350	1,034	76.6	309	22.9	915	67.8	290	21.5	0	0.0
Architects, Except Naval (171010)	1,250	934	74.7	309	24.7	835	66.8	290	23.2	0	0.0
Surv., Cartog., & Photogrammetrists (171020)	100	100	100.0	0	0.0	80	80.0	0	0.0	0	0.0
Engineers (172000)	4,790	4,312	90.0	458	9.6	3,834	80.0	388	8.1	82	1.7
Aerospace Engineers (172011)	290	275	94.8	10	3.4	245	84.5	0	0.0	10	3.4
Chemical Engineers (172041)	225	194	86.2	30	13.3	150	66.7	30	13.3	0	0.0
Civil Engineers (172051)	600	543	90.5	60	10.0	485	80.8	60	10.0	4	0.7
Computer Hardware Engineers (172061)	305	254	83.3	55	18.0	225	73.8	55	18.0	10	3.3
Electrical & Electronics Engineers (172070)	1,055	977	92.6	75	7.1	885	83.9	65	6.2	15	1.4
Environmental Engineers (172081)	75	70	93.3	4	5.3	55	73.3	4	5.3	0	0.0
Ind. Engineers, Incl. Health & Safety (172110)	455	358	78.7	95	20.9	340	74.7	75	16.5	4	0.9
Marine Engineers & Naval Architects (172121)	15	8	53.3	0	0.0	4	26.7	0	0.0	0	0.0
Materials Engineers (172131)	65	54	83.1	4	6.2	50	76.9	4	6.2	4	6.2
Mechanical Engineers (172141)	615	540	87.8	70	11.4	470	76.4	70	11.4	10	1.6
Nuclear Engineers (172161)	20	20	100.0	0	0.0	20	100.0	0	0.0	0	0.0
Petroleum, Mining & Geological Engrs. (1721XX)	20	20	100.0	0	0.0	20	100.0	0	0.0	0	0.0
Miscellaneous Engineers, Incl. Agric. (172XXX)	1,050	999	95.1	55	5.2	885	84.3	25	2.4	25	2.4
Drafters, Engrng. & Mapping Techs. (173000)	1,830	1,653	90.3	174	9.5	1,255	68.6	130	7.1	85	4.6
Drafters (173010)	530	500	94.3	30	5.7	460	86.8	30	5.7	20	3.8
Engineering Technicians, Exc. Drafters (173020)	1,180	1,059	89.7	119	10.1	705	59.7	75	6.4	65	5.5
Surveying & Mapping Technicians (173031)	120	94	78.3	25	20.8	90	75.0	25	20.8	0	0.0
<i>Life, Physical, &amp; Social Science Occs. (190001)</i>	<i>4,554</i>	<i>2,407</i>	<i>52.9</i>	<i>2,128</i>	<i>46.7</i>	<i>2,010</i>	<i>44.1</i>	<i>1,760</i>	<i>38.6</i>	<i>62</i>	<i>1.4</i>
Life Scientists (191000)	519	318	61.3	193	37.2	255	49.1	140	27.0	10	1.9
Agricultural & Food Scientists (191010)	95	50	52.6	44	46.3	50	52.6	40	42.1	0	0.0
Biological Scientists (191020)	120	75	62.5	40	33.3	75	62.5	40	33.3	0	0.0
Conservation Scientists & Foresters (191030)	4	4	100.0	0	0.0	0	0.0	0	0.0	0	0.0
Medical Scientists (191040)	300	189	63.0	109	36.3	130	43.3	60	20.0	10	3.3



**CONNECTICUT OCCUPATIONAL STATISTICS**  
**for Equal Employment Opportunity and Affirmative Action Planning**  
**2000 Census of Population and Housing - Special EEO Tabulation**

**Fairfield County**

Black Non-Hispanic		Hispanic in Any Race				All Other Non-Hispanic				Occupation
Female	%	Male	%	Female	%	Male	%	Female	%	
4	5.3	0	0.0	0	0.0	0	0.0	0	0.0	Budget Analysts (132031)
10	5.3	10	5.3	40	21.1	10	5.3	0	0.0	Credit Analysts (132041)
15	1.1	0	0.0	4	0.3	74	5.7	34	2.6	Financial Analysts (132051)
40	1.5	75	2.8	20	0.8	89	3.3	70	2.6	Personal Financial Advisors (132052)
10	2.6	4	1.1	15	3.9	14	3.7	20	5.3	Insurance Underwriters (132053)
0	0.0	10	100.0	0	0.0	0	0.0	0	0.0	Financial Examiners (132061)
35	3.5	20	2.0	19	1.9	4	0.4	30	3.0	Loan Counselors & Officers (132070)
10	9.5	0	0.0	0	0.0	0	0.0	0	0.0	Tax Examiners, Collectors, & Rev. Agts (132081)
10	2.3	10	2.3	20	4.6	10	2.3	10	2.3	Tax Preparers (132082)
30	10.3	0	0.0	40	13.8	15	5.2	4	1.4	Financial Specialists, All Other (132099)
<b>4,035</b>	<b>4.1</b>	<b>1,917</b>	<b>1.9</b>	<b>2,434</b>	<b>2.5</b>	<b>3,281</b>	<b>3.3</b>	<b>2,481</b>	<b>2.5</b>	<b>PROFESSIONAL &amp; RELATED OCCUPATIONS (150000)</b>
<b>365</b>	<b>2.7</b>	<b>469</b>	<b>3.4</b>	<b>158</b>	<b>1.2</b>	<b>1,482</b>	<b>10.8</b>	<b>473</b>	<b>3.4</b>	<b>Computer &amp; Mathematical Occupations (150001)</b>
295	2.3	434	3.4	154	1.2	1,422	11.1	469	3.7	Computer Specialists (151000)
50	1.9	85	3.2	55	2.1	220	8.2	120	4.5	Computer Programmers (151021)
25	0.9	35	1.3	10	0.4	469	17.8	125	4.7	Computer Software Engineers (151030)
15	1.4	65	6.3	25	2.4	70	6.8	4	0.4	Computer Support Specialists (151041)
40	9.3	14	3.3	10	2.3	30	7.0	25	5.8	Database Administrators (151061)
35	4.9	55	7.7	0	0.0	14	2.0	15	2.1	Network & Computer Syst. Admins. (151071)
40	2.5	75	4.6	0	0.0	160	9.8	40	2.5	Network Sys. & Data Comm. Analysts (151081)
90	2.4	105	2.9	54	1.5	459	12.5	140	3.8	Computer Scientists & Sys. Analysts (1510XX)
70	7.5	35	3.7	4	0.4	60	6.4	4	0.4	Mathematical Scientists (152000)
25	6.3	10	2.5	4	1.0	15	3.8	0	0.0	Actuaries (152011)
25	6.8	15	4.1	0	0.0	30	8.1	4	1.1	Operations Research Analysts (152031)
20	12.1	10	6.1	0	0.0	15	9.1	0	0.0	Misc. Math Science Occupations (1520XX)
<b>14</b>	<b>0.2</b>	<b>440</b>	<b>5.5</b>	<b>70</b>	<b>0.9</b>	<b>388</b>	<b>4.9</b>	<b>49</b>	<b>0.6</b>	<b>Architecture &amp; Engineering Occs. (170001)</b>
0	0.0	65	4.8	15	1.1	54	4.0	4	0.3	Architects, Surveyors, & Cartographers (171000)
0	0.0	55	4.4	15	1.2	44	3.5	4	0.3	Architects, Except Naval (171010)
0	0.0	10	10.0	0	0.0	10	10.0	0	0.0	Surv., Cartog., & Photogrammetrists (171020)
10	0.2	196	4.1	30	0.6	200	4.2	30	0.6	Engineers (172000)
0	0.0	10	3.4	0	0.0	10	3.4	10	3.4	Aerospace Engineers (172011)
0	0.0	25	11.1	0	0.0	19	8.4	0	0.0	Chemical Engineers (172041)
0	0.0	24	4.0	0	0.0	30	5.0	0	0.0	Civil Engineers (172051)
0	0.0	15	4.9	0	0.0	4	1.3	0	0.0	Computer Hardware Engineers (172061)
10	0.9	8	0.8	0	0.0	69	6.5	0	0.0	Electrical & Electronics Engineers (172070)
0	0.0	15	20.0	0	0.0	0	0.0	0	0.0	Environmental Engineers (172081)
0	0.0	14	3.1	20	4.4	0	0.0	0	0.0	Ind. Engineers, Incl. Health & Safety (172110)
0	0.0	0	0.0	0	0.0	4	26.7	0	0.0	Marine Engineers & Naval Architects (172121)
0	0.0	0	0.0	0	0.0	0	0.0	0	0.0	Materials Engineers (172131)
0	0.0	35	5.7	0	0.0	25	4.1	0	0.0	Mechanical Engineers (172141)
0	0.0	0	0.0	0	0.0	0	0.0	0	0.0	Nuclear Engineers (172161)
0	0.0	0	0.0	0	0.0	0	0.0	0	0.0	Petroleum, Mining & Geological Engrs. (1721XX)
0	0.0	50	4.8	10	1.0	39	3.7	20	1.9	Miscellaneous Engineers, Incl. Agric. (172XXX)
4	0.2	179	9.8	25	1.4	134	7.3	15	0.8	Drafters, Engrng. & Mapping Techs. (173000)
0	0.0	20	3.8	0	0.0	0	0.0	0	0.0	Drafters (173010)
4	0.3	155	13.1	25	2.1	134	11.4	15	1.3	Engineering Technicians, Exc. Drafters (173020)
0	0.0	4	3.3	0	0.0	0	0.0	0	0.0	Surveying & Mapping Technicians (173031)
<b>59</b>	<b>1.3</b>	<b>109</b>	<b>2.4</b>	<b>73</b>	<b>1.6</b>	<b>226</b>	<b>5.0</b>	<b>236</b>	<b>5.2</b>	<b>Life, Physical, &amp; Social Science Occs. (190001)</b>
10	1.9	23	4.4	0	0.0	30	5.8	43	8.3	Life Scientists (191000)
0	0.0	0	0.0	0	0.0	0	0.0	4	4.2	Agricultural & Food Scientists (191010)
0	0.0	0	0.0	0	0.0	0	0.0	0	0.0	Biological Scientists (191020)
0	0.0	4	100.0	0	0.0	0	0.0	0	0.0	Conservation Scientists & Foresters (191030)
10	3.3	19	6.3	0	0.0	30	10.0	39	13.0	Medical Scientists (191040)

**CONNECTICUT OCCUPATIONAL STATISTICS**  
**for Equal Employment Opportunity and Affirmative Action Planning**  
**2000 Census of Population and Housing - Special EEO Tabulation**

**Fairfield County**

Occupation	Total All Races *	Total Civilian Labor Force				White Non-Hispanic				Black Non-Hispanic	
		Male	%	Female	%	Male	%	Female	%	Male	%
Physical Scientists (192000)	1,155	757	65.5	398	34.5	645	55.8	280	24.2	4	0.3
Astronomers & Physicists (192010)	40	40	100.0	0	0.0	40	100.0	0	0.0	0	0.0
Atmospheric & Space Scientists (192021)	20	20	100.0	0	0.0	20	100.0	0	0.0	0	0.0
Chemists & Materials Scientists (192030)	485	264	54.4	219	45.2	205	42.3	125	25.8	0	0.0
Environ. Scientists & Geoscientists (192040)	170	150	88.2	20	11.8	150	88.2	20	11.8	0	0.0
Physical Scientists, All Other (192099)	440	283	64.3	159	36.1	230	52.3	135	30.7	4	0.9
Social Scientists & Related Workers (193000)	2,285	1,011	44.2	1,274	55.8	930	40.7	1,150	50.3	4	0.2
Economists (193011)	205	154	75.1	50	24.4	140	68.3	40	19.5	0	0.0
Market & Survey Researchers (193020)	990	480	48.5	510	51.5	460	46.5	425	42.9	0	0.0
Psychologists (193030)	935	288	30.8	644	68.9	245	26.2	615	65.8	0	0.0
Urban & Regional Planners (193051)	110	65	59.1	50	45.5	65	59.1	50	45.5	0	0.0
Misc. Soc. Scientists, Incl. Sociologists (1930XX)	45	24	53.3	20	44.4	20	44.4	20	44.4	4	8.9
Life, Physical, & Soc.Science Techs. (194000)	595	321	53.9	263	44.2	180	30.3	190	31.9	44	7.4
Agric. & Food Science Technicians (194011)	70	54	77.1	14	20.0	25	35.7	0	0.0	0	0.0
Biological Technicians (194021)	10	0	0.0	10	100.0	0	0.0	10	100.0	0	0.0
Chemical Technicians (194031)	270	184	68.1	79	29.3	80	29.6	40	14.8	40	14.8
Geological & Petroleum Technicians (194041)	0	0	0.0	0	0.0	0	0.0	0	0.0	0	0.0
Misc. Life, Phy., & Soc. Sci. Techs. (1940XX)	245	83	33.9	160	65.3	75	30.6	140	57.1	4	1.6
<b>Community &amp; Social Services Occs. (210001)</b>	<b>5,895</b>	<b>2,190</b>	<b>37.2</b>	<b>3,687</b>	<b>62.5</b>	<b>1,470</b>	<b>24.9</b>	<b>2,480</b>	<b>42.1</b>	<b>385</b>	<b>6.5</b>
Counselors, Soc. Workers, & Others (211000)	4,535	1,212	26.7	3,314	73.1	730	16.1	2,140	47.2	320	7.1
Counselors (211010)	1,795	554	30.9	1,235	68.8	385	21.4	865	48.2	120	6.7
Social Workers (211020)	2,160	470	21.8	1,689	78.2	240	11.1	1,135	52.5	145	6.7
Misc. Comm. & Soc. Serv. Specialists (211090)	580	188	32.4	390	67.2	105	18.1	140	24.1	55	9.5
Religious Workers (212000)	1,360	978	71.9	373	27.4	740	54.4	340	25.0	65	4.8
Clergy (212011)	1,040	880	84.6	164	15.8	685	65.9	160	15.4	55	5.3
Directors, Religious Activities & Educ. (212021)	115	20	17.4	94	81.7	20	17.4	90	78.3	0	0.0
Religious Workers, All Other (212099)	205	78	38.0	115	56.1	35	17.1	90	43.9	10	4.9
<b>Legal Occupations (230001)</b>	<b>7,760</b>	<b>4,812</b>	<b>62.0</b>	<b>2,943</b>	<b>37.9</b>	<b>4,570</b>	<b>58.9</b>	<b>2,500</b>	<b>32.2</b>	<b>79</b>	<b>1.0</b>
Lawyers, Judges, & Related Workers (231000)	6,020	4,554	75.6	1,460	24.3	4,335	72.0	1,285	21.3	75	1.2
Lawyers (231011)	5,715	4,389	76.8	1,325	23.2	4,195	73.4	1,200	21.0	60	1.0
Judges, Magistrates, & Other Jud. Wrks (231020)	305	165	54.1	135	44.3	140	45.9	85	27.9	15	4.9
Legal Support Workers (232000)	1,740	258	14.8	1,483	85.2	235	13.5	1,215	69.8	4	0.2
Paralegals & Legal Assistants (232011)	1,240	54	4.4	1,189	95.9	50	4.0	985	79.4	0	0.0
Miscellaneous Legal Support Workers (232090)	500	204	40.8	294	58.8	185	37.0	230	46.0	4	0.8
<b>Education, Training, &amp; Library Occs. (250001)</b>	<b>26,115</b>	<b>6,057</b>	<b>23.2</b>	<b>20,030</b>	<b>76.7</b>	<b>5,320</b>	<b>20.4</b>	<b>17,615</b>	<b>67.5</b>	<b>284</b>	<b>1.1</b>
Postsecondary Teachers (251000)	2,440	1,229	50.4	1,204	49.3	1,030	42.2	1,045	42.8	75	3.1
Primary, Sec. & Special Ed. Teachers (252000)	16,850	3,673	21.8	13,163	78.1	3,370	20.0	12,025	71.4	159	0.9
Preschool & Kindergarten Teachers (252010)	2,040	55	2.7	1,984	97.3	25	1.2	1,655	81.1	10	0.5
Elementary & Middle School Teachers (252020)	10,955	2,325	21.2	8,618	78.7	2,125	19.4	7,980	72.8	115	1.0
Secondary School Teachers (252030)	3,095	1,249	40.4	1,848	59.7	1,190	38.4	1,695	54.8	30	1.0
Special Education Teachers (252040)	760	44	5.8	713	93.8	30	3.9	695	91.4	4	0.5
Other Teachers & Instructors (253000)	2,130	638	30.0	1,488	69.9	530	24.9	1,310	61.5	20	0.9
Librarians, Curators, & Archivists (254000)	1,165	249	21.4	921	79.1	185	15.9	885	76.0	0	0.0
Archivists, Curators, & Museum Techs. (254010)	130	64	49.2	65	50.0	45	34.6	55	42.3	0	0.0
Librarians (254021)	875	130	14.9	748	85.5	95	10.9	730	83.4	0	0.0
Library Technicians (254031)	160	55	34.4	108	67.5	45	28.1	100	62.5	0	0.0
Other Educ., Training, & Library Occs. (259000)	3,530	268	7.6	3,254	92.2	205	5.8	2,350	66.6	30	0.8
Teacher Assistants (259041)	3,370	244	7.2	3,119	92.6	185	5.5	2,235	66.3	30	0.9
Other Educ., Training, & Library Wrks (2590XX)	160	24	15.0	135	84.4	20	12.5	115	71.9	0	0.0
<b>Arts, Des., Entert., Sports, &amp; Media Occs. (270001)</b>	<b>13,510</b>	<b>6,801</b>	<b>50.3</b>	<b>6,644</b>	<b>49.2</b>	<b>6,149</b>	<b>45.5</b>	<b>6,059</b>	<b>44.8</b>	<b>228</b>	<b>1.7</b>
Art & Design Workers (271000)	5,750	2,461	42.8	3,273	56.9	2,225	38.7	3,015	52.4	65	1.1
Artists & Related Workers (271010)	1,330	632	47.5	693	52.1	560	42.1	645	48.5	25	1.9

**CONNECTICUT OCCUPATIONAL STATISTICS**  
**for Equal Employment Opportunity and Affirmative Action Planning**  
**2000 Census of Population and Housing - Special EEO Tabulation**

**Fairfield County**

Black Non-Hispanic		Hispanic in Any Race				All Other Non-Hispanic				Occupation
Female	%	Male	%	Female	%	Male	%	Female	%	
4	0.3	18	1.6	29	2.5	90	7.8	85	7.4	Physical Scientists (192000)
0	0.0	0	0.0	0	0.0	0	0.0	0	0.0	Astronomers & Physicists (192010)
0	0.0	0	0.0	0	0.0	0	0.0	0	0.0	Atmospheric & Space Scientists (192021)
4	0.8	14	2.9	25	5.2	45	9.3	65	13.4	Chemists & Materials Scientists (192030)
0	0.0	0	0.0	0	0.0	0	0.0	0	0.0	Environ. Scientists & Geoscientists (192040)
0	0.0	4	0.9	4	0.9	45	10.2	20	4.5	Physical Scientists, All Other (192099)
10	0.4	24	1.1	20	0.9	53	2.3	94	4.1	Social Scientists & Related Workers (193000)
0	0.0	10	4.9	0	0.0	4	2.0	10	4.9	Economists (193011)
10	1.0	0	0.0	20	2.0	20	2.0	55	5.6	Market & Survey Researchers (193020)
0	0.0	14	1.5	0	0.0	29	3.1	29	3.1	Psychologists (193030)
0	0.0	0	0.0	0	0.0	0	0.0	0	0.0	Urban & Regional Planners (193051)
0	0.0	0	0.0	0	0.0	0	0.0	0	0.0	Misc. Soc. Scientists, Incl. Sociologists (1930XX)
35	5.9	44	7.4	24	4.0	53	8.9	14	2.4	Life, Physical, & Soc.Science Techs. (194000)
0	0.0	25	35.7	10	14.3	4	5.7	4	5.7	Agric. & Food Science Technicians (194011)
0	0.0	0	0.0	0	0.0	0	0.0	0	0.0	Biological Technicians (194021)
25	9.3	19	7.0	4	1.5	45	16.7	10	3.7	Chemical Technicians (194031)
0	0.0	0	0.0	0	0.0	0	0.0	0	0.0	Geological & Petroleum Technicians (194041)
10	4.1	0	0.0	10	4.1	4	1.6	0	0.0	Misc. Life, Phy., & Soc. Sci. Techs. (1940XX)
<b>724</b>	<b>12.3</b>	<b>198</b>	<b>3.4</b>	<b>430</b>	<b>7.3</b>	<b>137</b>	<b>2.3</b>	<b>53</b>	<b>0.9</b>	<b>Community &amp; Social Services Occs. (210001)</b>
710	15.7	124	2.7	415	9.2	38	0.8	49	1.1	Counselors, Soc. Workers, & Others (211000)
250	13.9	45	2.5	105	5.8	4	0.2	15	0.8	Counselors (211010)
315	14.6	55	2.5	205	9.5	30	1.4	34	1.6	Social Workers (211020)
145	25.0	24	4.1	105	18.1	4	0.7	0	0.0	Misc. Comm. & Soc. Serv. Specialists (211090)
14	1.0	74	5.4	15	1.1	99	7.3	4	0.3	Religious Workers (212000)
4	0.4	60	5.8	0	0.0	80	7.7	0	0.0	Clergy (212011)
0	0.0	0	0.0	0	0.0	0	0.0	4	3.5	Directors, Religious Activities & Educ. (212021)
10	4.9	14	6.8	15	7.3	19	9.3	0	0.0	Religious Workers, All Other (212099)
<b>245</b>	<b>3.2</b>	<b>19</b>	<b>0.2</b>	<b>130</b>	<b>1.7</b>	<b>144</b>	<b>1.9</b>	<b>68</b>	<b>0.9</b>	<b>Legal Occupations (230001)</b>
100	1.7	15	0.2	55	0.9	129	2.1	20	0.3	Lawyers, Judges, & Related Workers (231000)
60	1.0	15	0.3	45	0.8	119	2.1	20	0.3	Lawyers (231011)
40	13.1	0	0.0	10	3.3	10	3.3	0	0.0	Judges, Magistrates, & Other Jud. Wrks (231020)
145	8.3	4	0.2	75	4.3	15	0.9	48	2.8	Legal Support Workers (232000)
110	8.9	4	0.3	60	4.8	0	0.0	34	2.7	Paralegals & Legal Assistants (232011)
35	7.0	0	0.0	15	3.0	15	3.0	14	2.8	Miscellaneous Legal Support Workers (232090)
<b>1,111</b>	<b>4.3</b>	<b>181</b>	<b>0.7</b>	<b>778</b>	<b>3.0</b>	<b>272</b>	<b>1.0</b>	<b>526</b>	<b>2.0</b>	<b>Education, Training, &amp; Library Occs. (250001)</b>
45	1.8	24	1.0	45	1.8	100	4.1	69	2.8	Postsecondary Teachers (251000)
554	3.3	85	0.5	289	1.7	59	0.4	295	1.8	Primary, Sec. & Special Ed. Teachers (252000)
185	9.1	20	1.0	85	4.2	0	0.0	59	2.9	Preschool & Kindergarten Teachers (252010)
270	2.5	30	0.3	160	1.5	55	0.5	208	1.9	Elementary & Middle School Teachers (252020)
95	3.1	25	0.8	30	1.0	4	0.1	28	0.9	Secondary School Teachers (252030)
4	0.5	10	1.3	14	1.8	0	0.0	0	0.0	Special Education Teachers (252040)
69	3.2	44	2.1	55	2.6	44	2.1	54	2.5	Other Teachers & Instructors (253000)
18	1.5	10	0.9	14	1.2	54	4.6	4	0.3	Librarians, Curators, & Archivists (254000)
10	7.7	0	0.0	0	0.0	19	14.6	0	0.0	Archivists, Curators, & Museum Techs. (254010)
4	0.5	0	0.0	10	1.1	35	4.0	4	0.5	Librarians (254021)
4	2.5	10	6.3	4	2.5	0	0.0	0	0.0	Library Technicians (254031)
425	12.0	18	0.5	375	10.6	15	0.4	104	2.9	Other Educ., Training, & Library Occs. (259000)
405	12.0	14	0.4	375	11.1	15	0.4	104	3.1	Teacher Assistants (259041)
20	12.5	4	2.5	0	0.0	0	0.0	0	0.0	Other Educ., Training, & Library Wrks (2590XX)
<b>127</b>	<b>0.9</b>	<b>270</b>	<b>2.0</b>	<b>264</b>	<b>2.0</b>	<b>154</b>	<b>1.1</b>	<b>194</b>	<b>1.4</b>	<b>Arts, Des., Entert., Sports, &amp; Media Occs. (270001)</b>
55	1.0	110	1.9	90	1.6	61	1.1	113	2.0	Art & Design Workers (271000)
0	0.0	35	2.6	20	1.5	12	0.9	28	2.1	Artists & Related Workers (271010)

**CONNECTICUT OCCUPATIONAL STATISTICS**  
**for Equal Employment Opportunity and Affirmative Action Planning**  
**2000 Census of Population and Housing - Special EEO Tabulation**

**Fairfield County**

Occupation	Total All Races *	Total Civilian Labor Force				White Non-Hispanic				Black Non-Hispanic	
		Male	%	Female	%	Male	%	Female	%	Male	%
Designers (271020)	4,420	1,829	41.4	2,580	58.4	1,665	37.7	2,370	53.6	40	0.9
Entertainers & Perf., Sports & Rel. Wrkrs. (272000)	2,660	1,753	65.9	894	33.6	1,554	58.4	850	32.0	124	4.7
Actors (272011)	120	85	70.8	39	32.5	75	62.5	35	29.2	10	8.3
Producers & Directors (272012)	795	442	55.6	349	43.9	420	52.8	335	42.1	14	1.8
Athletes, Coaches, Umps, & Rel. Wrkrs (272020)	915	660	72.1	248	27.1	580	63.4	240	26.2	40	4.4
Dancers & Choreographers (272030)	20	4	20.0	15	75.0	4	20.0	15	75.0	0	0.0
Musicians, Singers, & Rel. Workers (272040)	750	527	70.3	218	29.1	440	58.7	200	26.7	60	8.0
Ent. & Perf., Sports & Rel. Wrkrs, All Other (272099)	60	35	58.3	25	41.7	35	58.3	25	41.7	0	0.0
Media & Communication Workers (273000)	4,100	1,799	43.9	2,269	55.3	1,670	40.7	2,004	48.9	14	0.3
Announcers (273010)	190	180	94.7	14	7.4	155	81.6	4	2.1	0	0.0
News Analysts, Reporters & Corresp. (273020)	420	230	54.8	185	44.0	220	52.4	155	36.9	0	0.0
Public Relations Specialists (273031)	670	199	29.7	465	69.4	175	26.1	465	69.4	0	0.0
Editors (273041)	1,260	469	37.2	783	62.1	465	36.9	705	56.0	0	0.0
Technical Writers (273042)	280	139	49.6	140	50.0	135	48.2	105	37.5	0	0.0
Writers & Authors (273043)	1,035	499	48.2	524	50.6	460	44.4	495	47.8	10	1.0
Misc. Media & Comm. Workers (273090)	245	83	33.9	158	64.5	60	24.5	75	30.6	4	1.6
Media & Comm. Equipment Workers (274000)	1,000	788	78.8	208	20.8	700	70.0	190	19.0	25	2.5
Photographers (274021)	515	384	74.6	129	25.0	325	63.1	115	22.3	0	0.0
TV, Video, & Motion Pict. Camera Oper. (274030)	140	115	82.1	19	13.6	115	82.1	15	10.7	0	0.0
BC & Sound Engring. Techs, Etc. (2740XX)	345	289	83.8	60	17.4	260	75.4	60	17.4	25	7.2
<b>Healthcare Practitioners &amp; Tech. Occs. (290001)</b>	<b>18,925</b>	<b>5,245</b>	<b>27.7</b>	<b>13,628</b>	<b>72.0</b>	<b>4,313</b>	<b>22.8</b>	<b>10,825</b>	<b>57.2</b>	<b>223</b>	<b>1.2</b>
Health Diag. & Treating Practitioners (291000)	14,485	4,345	30.0	10,101	69.7	3,668	25.3	8,360	57.7	169	1.2
Chiropractors (291011)	245	160	65.3	89	36.3	160	65.3	50	20.4	0	0.0
Dentists (291020)	780	649	83.2	122	15.6	580	74.4	85	10.9	30	3.8
Dietitians & Nutritionists (291031)	295	49	16.6	239	81.0	25	8.5	155	52.5	20	6.8
Optometrists (291041)	155	95	61.3	59	38.1	95	61.3	55	35.5	0	0.0
Pharmacists (291051)	445	230	51.7	220	49.4	230	51.7	180	40.4	0	0.0
Physicians & Surgeons (291060)	3,050	2,275	74.6	768	25.2	1,925	63.1	520	17.0	50	1.6
Physician Assistants (291071)	255	90	35.3	163	63.9	65	25.5	140	54.9	0	0.0
Podiatrists (291081)	45	45	100.0	0	0.0	45	100.0	0	0.0	0	0.0
Registered Nurses (291111)	7,365	358	4.9	7,005	95.1	230	3.1	5,805	78.8	25	0.3
Audiologists (291121)	20	0	0.0	20	100.0	0	0.0	20	100.0	0	0.0
Occupational Therapists (291122)	255	4	1.6	249	97.6	4	1.6	245	96.1	0	0.0
Physical Therapists (291123)	485	124	25.6	354	73.0	80	16.5	310	63.9	29	6.0
Radiation Therapists (291124)	35	0	0.0	35	100.0	0	0.0	35	100.0	0	0.0
Recreational Therapists (291125)	70	4	5.7	65	92.9	4	5.7	65	92.9	0	0.0
Respiratory Therapists (291126)	215	75	34.9	134	62.3	50	23.3	130	60.5	15	7.0
Speech-Language Pathologists (291127)	330	15	4.5	315	95.5	15	4.5	315	95.5	0	0.0
Therapists, All Other (291129)	195	55	28.2	140	71.8	55	28.2	130	66.7	0	0.0
Veterinarians (291131)	200	113	56.5	85	42.5	105	52.5	85	42.5	0	0.0
Health Diag. & Treating Pract., All Other (291199)	45	4	8.9	39	86.7	0	0.0	35	77.8	0	0.0
Health Technologists & Technicians (292000)	4,340	860	19.8	3,463	79.8	615	14.2	2,405	55.4	44	1.0
Clinical Lab Technologists & Techs. (292010)	680	194	28.5	483	71.0	90	13.2	300	44.1	20	2.9
Dental Hygienists (292021)	500	0	0.0	500	100.0	0	0.0	470	94.0	0	0.0
Diagnostic-Rel. Technologists & Techs. (292030)	600	210	35.0	389	64.8	160	26.7	350	58.3	0	0.0
Emergency Med. Techs & Paramedics (292041)	140	94	67.1	40	28.6	90	64.3	40	28.6	0	0.0
Health Diag & Treat. Pract. Supp. Techs. (292050)	860	175	20.3	684	79.5	125	14.5	470	54.7	10	1.2
Lic. Practical & Lic. Vocational Nurses (292061)	1,145	24	2.1	1,124	98.2	20	1.7	595	52.0	4	0.3
Medical Records & Health Info. Techs. (292071)	150	35	23.3	114	76.0	20	13.3	75	50.0	0	0.0
Opticians, Dispensing (292081)	120	74	61.7	40	33.3	70	58.3	30	25.0	0	0.0
Misc. Health Technologists & Techs. (292090)	145	54	37.2	89	61.4	40	27.6	75	51.7	10	6.9
Other Healthcare Pract. & Tech. Occs. (299000)	100	40	40.0	64	64.0	30	30.0	60	60.0	10	10.0

**CONNECTICUT OCCUPATIONAL STATISTICS**  
**for Equal Employment Opportunity and Affirmative Action Planning**  
**2000 Census of Population and Housing - Special EEO Tabulation**

**Fairfield County**

Black Non-Hispanic		Hispanic in Any Race				All Other Non-Hispanic				Occupation
Female	%	Male	%	Female	%	Male	%	Female	%	
55	1.2	75	1.7	70	1.6	49	1.1	85	1.9	Designers (271020)
14	0.5	33	1.2	22	0.8	42	1.6	8	0.3	Entertainers & Perf., Sports & Rel. Wrkrs. (272000)
0	0.0	0	0.0	4	3.3	0	0.0	0	0.0	Actors (272011)
10	1.3	0	0.0	4	0.5	8	1.0	0	0.0	Producers & Directors (272012)
0	0.0	25	2.7	4	0.4	15	1.6	4	0.4	Athletes, Coaches, Umps, & Rel. Wrkrs (272020)
0	0.0	0	0.0	0	0.0	0	0.0	0	0.0	Dancers & Choreographers (272030)
4	0.5	8	1.1	10	1.3	19	2.5	4	0.5	Musicians, Singers, & Rel. Workers (272040)
0	0.0	0	0.0	0	0.0	0	0.0	0	0.0	Ent. & Perf., Sports & Rel. Wrkrs, All Other (272099)
54	1.3	72	1.8	138	3.4	43	1.0	73	1.8	Media & Communication Workers (273000)
0	0.0	25	13.2	10	5.3	0	0.0	0	0.0	Announcers (273010)
15	3.6	0	0.0	15	3.6	10	2.4	0	0.0	News Analysts, Reporters & Corresp. (273020)
0	0.0	20	3.0	0	0.0	4	0.6	0	0.0	Public Relations Specialists (273031)
29	2.3	4	0.3	24	1.9	0	0.0	25	2.0	Editors (273041)
0	0.0	4	1.4	20	7.1	0	0.0	15	5.4	Technical Writers (273042)
0	0.0	15	1.4	4	0.4	14	1.4	25	2.4	Writers & Authors (273043)
10	4.1	4	1.6	65	26.5	15	6.1	8	3.3	Misc. Media & Comm. Workers (273090)
4	0.4	55	5.5	14	1.4	8	0.8	0	0.0	Media & Comm. Equipment Workers (274000)
4	0.8	55	10.7	10	1.9	4	0.8	0	0.0	Photographers (274021)
0	0.0	0	0.0	4	2.9	0	0.0	0	0.0	TV, Video, & Motion Pict. Camera Oper. (274030)
0	0.0	0	0.0	0	0.0	4	1.2	0	0.0	BC & Sound Engring. Techs, Etc. (2740XX)
<b>1,390</b>	<b>7.3</b>	<b>231</b>	<b>1.2</b>	<b>531</b>	<b>2.8</b>	<b>478</b>	<b>2.5</b>	<b>882</b>	<b>4.7</b>	<b>Healthcare Practitioners &amp; Tech. Occs. (290001)</b>
696	4.8	133	0.9	298	2.1	375	2.6	747	5.2	Health Diag. & Treating Practitioners (291000)
0	0.0	0	0.0	35	14.3	0	0.0	4	1.6	Chiropractors (291011)
4	0.5	35	4.5	4	0.5	4	0.5	29	3.7	Dentists (291020)
40	13.6	4	1.4	4	1.4	0	0.0	40	13.6	Dietitians & Nutritionists (291031)
0	0.0	0	0.0	0	0.0	0	0.0	4	2.6	Optometrists (291041)
0	0.0	0	0.0	10	2.2	0	0.0	30	6.7	Pharmacists (291051)
10	0.3	45	1.5	30	1.0	255	8.4	208	6.8	Physicians & Surgeons (291060)
4	1.6	25	9.8	15	5.9	0	0.0	4	1.6	Physician Assistants (291071)
0	0.0	0	0.0	0	0.0	0	0.0	0	0.0	Podiatrists (291081)
615	8.4	10	0.1	165	2.2	93	1.3	420	5.7	Registered Nurses (291111)
0	0.0	0	0.0	0	0.0	0	0.0	0	0.0	Audiologists (291121)
4	1.6	0	0.0	0	0.0	0	0.0	0	0.0	Occupational Therapists (291122)
15	3.1	0	0.0	25	5.2	15	3.1	4	0.8	Physical Therapists (291123)
0	0.0	0	0.0	0	0.0	0	0.0	0	0.0	Radiation Therapists (291124)
0	0.0	0	0.0	0	0.0	0	0.0	0	0.0	Recreational Therapists (291125)
4	1.9	10	4.7	0	0.0	0	0.0	0	0.0	Respiratory Therapists (291126)
0	0.0	0	0.0	0	0.0	0	0.0	0	0.0	Speech-Language Pathologists (291127)
0	0.0	0	0.0	10	5.1	0	0.0	0	0.0	Therapists, All Other (291129)
0	0.0	4	2.0	0	0.0	4	2.0	0	0.0	Veterinarians (291131)
0	0.0	0	0.0	0	0.0	4	8.9	4	8.9	Health Diag. & Treating Pract., All Other (291199)
694	16.0	98	2.3	233	5.4	103	2.4	131	3.0	Health Technologists & Technicians (292000)
80	11.8	45	6.6	65	9.6	39	5.7	38	5.6	Clinical Lab Technologists & Techs. (292010)
10	2.0	0	0.0	10	2.0	0	0.0	10	2.0	Dental Hygienists (292021)
24	4.0	15	2.5	0	0.0	35	5.8	15	2.5	Diagnostic-Rel. Technologists & Techs. (292030)
0	0.0	4	2.9	0	0.0	0	0.0	0	0.0	Emergency Med. Techs & Paramedics (292041)
95	11.0	30	3.5	105	12.2	10	1.2	14	1.6	Health Diag & Treat. Pract. Supp. Techs. (292050)
455	39.7	0	0.0	20	1.7	0	0.0	54	4.7	Lic. Practical & Lic. Vocational Nurses (292061)
20	13.3	0	0.0	19	12.7	15	10.0	0	0.0	Medical Records & Health Info. Techs. (292071)
0	0.0	0	0.0	10	8.3	4	3.3	0	0.0	Opticians, Dispensing (292081)
10	6.9	4	2.8	4	2.8	0	0.0	0	0.0	Misc. Health Technologists & Techs. (292090)
0	0.0	0	0.0	0	0.0	0	0.0	4	4.0	Other Healthcare Pract. & Tech. Occs. (299000)

**CONNECTICUT OCCUPATIONAL STATISTICS**  
**for Equal Employment Opportunity and Affirmative Action Planning**  
**2000 Census of Population and Housing - Special EEO Tabulation**

**Fairfield County**

Occupation	Total All Races *	Total Civilian Labor Force				White Non-Hispanic				Black Non-Hispanic	
		Male	%	Female	%	Male	%	Female	%	Male	%
<b>SERVICE OCCUPATIONS (310000)</b>	<b>58,190</b>	<b>27,706</b>	<b>47.6</b>	<b>30,380</b>	<b>52.2</b>	<b>15,364</b>	<b>26.4</b>	<b>16,283</b>	<b>28.0</b>	<b>3,328</b>	<b>5.7</b>
<i>Healthcare Support Occupations (310001)</i>	<b>8,175</b>	<b>945</b>	<b>11.6</b>	<b>7,224</b>	<b>88.4</b>	<b>435</b>	<b>5.3</b>	<b>3,040</b>	<b>37.2</b>	<b>250</b>	<b>3.1</b>
Nursing, Psych., & Home Health Aides (311000)	5,755	540	9.4	5,209	90.5	215	3.7	1,575	27.4	155	2.7
Nursing, Psych., & Home Health Aides (311010)	5,755	540	9.4	5,209	90.5	215	3.7	1,575	27.4	155	2.7
Occ. & Phys. Therapist Assistants & Aides (312000)	90	20	22.2	70	77.8	10	11.1	55	61.1	10	11.1
Occ. Therapist Assistants & Aides (312010)	10	0	0.0	10	100.0	0	0.0	10	100.0	0	0.0
Physical Therapist Assistants & Aides (312020)	80	20	25.0	60	75.0	10	12.5	45	56.3	10	12.5
Other Healthcare Support Occupations (319000)	2,330	385	16.5	1,945	83.5	210	9.0	1,410	60.5	85	3.6
Massage Therapists (319011)	295	70	23.7	224	75.9	60	20.3	180	61.0	0	0.0
Dental Assistants (319091)	605	10	1.7	593	98.0	0	0.0	395	65.3	0	0.0
Med. Assist. & Other Health Supp. Occs (31909X)	1,430	305	21.3	1,128	78.9	150	10.5	835	58.4	85	5.9
<b>Protective Service Occupations (330001)</b>	<b>6,965</b>	<b>5,962</b>	<b>85.6</b>	<b>974</b>	<b>14.0</b>	<b>4,325</b>	<b>62.1</b>	<b>585</b>	<b>8.4</b>	<b>808</b>	<b>11.6</b>
First-Line Super./Mgr., Protective Serv. Wrkr (331000)	915	885	96.7	24	2.6	700	76.5	0	0.0	80	8.7
First-Line Super./Mgrs. of Correct. Offrs (331011)	55	50	90.9	4	7.3	20	36.4	0	0.0	30	54.5
First-Line Super./Mgrs. of Police & Det. (331012)	310	305	98.4	0	0.0	260	83.9	0	0.0	15	4.8
First-Line Super./Mgrs. of Fire Fighters (331021)	205	205	100.0	0	0.0	190	92.7	0	0.0	15	7.3
Super., Protect. Serv. Wrkrs, All Other (331099)	345	325	94.2	20	5.8	230	66.7	0	0.0	20	5.8
Fire Fighting & Prevention Workers (332000)	1,095	1,069	97.6	20	1.8	860	78.5	20	1.8	79	7.2
Fire Fighters (332011)	1,025	1,010	98.5	10	1.0	805	78.5	10	1.0	75	7.3
Fire Inspectors (332020)	70	59	84.3	10	14.3	55	78.6	10	14.3	4	5.7
Law Enforcement Workers (333000)	2,060	1,770	85.9	293	14.2	1,330	64.6	155	7.5	195	9.5
Bailliffs, Correctional Officers, & Jailers (333010)	280	165	58.9	119	42.5	60	21.4	30	10.7	50	17.9
Detectives & Criminal Investigators (333021)	275	245	89.1	30	10.9	225	81.8	10	3.6	0	0.0
Police Officers (333050)	1,495	1,350	90.3	144	9.6	1,035	69.2	115	7.7	145	9.7
Misc. Law Enforcement Workers (3330XX)	10	10	100.0	0	0.0	10	100.0	0	0.0	0	0.0
Other Protective Service Workers (339000)	2,895	2,238	77.3	637	22.0	1,435	49.6	410	14.2	454	15.7
Animal Control Workers (339011)	60	30	50.0	30	50.0	30	50.0	30	50.0	0	0.0
Private Detectives & Investigators (339021)	90	75	83.3	15	16.7	75	83.3	15	16.7	0	0.0
Sec. Guards & Gaming Surv. Officers (339030)	2,095	1,745	83.3	344	16.4	1,010	48.2	160	7.6	420	20.0
Crossing Guards (339091)	165	98	59.4	59	35.8	90	54.5	35	21.2	4	2.4
Lifeguards & Other Prot. Serv. Wrkrs (33909X)	485	290	59.8	189	39.0	230	47.4	170	35.1	30	6.2
<b>Food Prep. &amp; Serving-Rel. Occupations (350001)</b>	<b>14,870</b>	<b>7,829</b>	<b>52.6</b>	<b>7,005</b>	<b>47.1</b>	<b>3,925</b>	<b>26.4</b>	<b>4,660</b>	<b>31.3</b>	<b>915</b>	<b>6.2</b>
Supervisors, Food Prep. & Serv. Wrkrs (351000)	2,295	1,669	72.7	608	26.5	1,040	45.3	405	17.6	190	8.3
Chefs & Head Cooks (351011)	1,340	1,170	87.3	164	12.2	755	56.3	135	10.1	130	9.7
First-Line Super./Mgrs. of Food Workers (351012)	955	499	52.3	444	46.5	285	29.8	270	28.3	60	6.3
Cooks & Food Preparation Workers (352000)	4,755	2,909	61.2	1,842	38.7	1,045	22.0	880	18.5	460	9.7
Cooks (352010)	3,310	2,189	66.1	1,124	34.0	730	22.1	505	15.3	365	11.0
Food Preparation Workers (352021)	1,445	720	49.8	718	49.7	315	21.8	375	26.0	95	6.6
Food & Beverage Serving Workers (353000)	5,930	2,206	37.2	3,706	62.5	1,480	25.0	2,745	46.3	160	2.7
Bartenders (353011)	655	434	66.3	214	32.7	380	58.0	185	28.2	0	0.0
Comb Food Prep/Serv., Incl. Fast Food (353021)	850	319	37.5	530	62.4	155	18.2	395	46.5	45	5.3
Counter Attend., Caf�, Food Conc., Etc. (353022)	525	199	37.9	324	61.7	145	27.6	235	44.8	10	1.9
Waiters & Waitresses (353031)	3,540	1,160	32.8	2,384	67.3	765	21.6	1,815	51.3	70	2.0
Food Servers, Non-restaurant (353041)	360	94	26.1	254	70.6	35	9.7	115	31.9	35	9.7
Other Food Prep. & Serv. Rel. Workers (359000)	1,890	1,045	55.3	849	44.9	360	19.0	630	33.3	105	5.6
Dishwashers (359021)	555	500	90.1	50	9.0	85	15.3	30	5.4	15	2.7
Hosts/Hostesses, Rest., Lounge, Etc. (359031)	325	40	12.3	284	87.4	30	9.2	225	69.2	10	3.1
Misc. Food Prep & Serving Rel. Workers (3590XX)	1,010	505	50.0	515	51.0	245	24.3	375	37.1	80	7.9
<b>Bldg &amp; Grounds Cleaning &amp; Maint. Occs. (370001)</b>	<b>16,645</b>	<b>10,677</b>	<b>64.1</b>	<b>5,947</b>	<b>35.7</b>	<b>5,115</b>	<b>30.7</b>	<b>1,939</b>	<b>11.6</b>	<b>1,020</b>	<b>6.1</b>
Super., Bldg & Grnds Clean & Maint. Wrkrs (371000)	990	810	81.8	168	17.0	520	52.5	34	3.4	50	5.1
First-Line Supr./Mgrs. of Housekeeping Etc. (371011)	485	315	64.9	164	33.8	155	32.0	30	6.2	30	6.2
First-Line Supr./Mgrs. of Landscaping, Etc. (371012)	505	495	98.0	4	0.8	365	72.3	4	0.8	20	4.0



**CONNECTICUT OCCUPATIONAL STATISTICS**  
**for Equal Employment Opportunity and Affirmative Action Planning**  
**2000 Census of Population and Housing - Special EEO Tabulation**

**Fairfield County**

Black Non-Hispanic		Hispanic in Any Race				All Other Non-Hispanic				Occupation
Female	%	Male	%	Female	%	Male	%	Female	%	
5,972	10.3	7,413	12.7	6,287	10.8	1,601	2.8	1,838	3.2	<b>SERVICE OCCUPATIONS (310000)</b>
<b>2,699</b>	<b>33.0</b>	<b>155</b>	<b>1.9</b>	<b>1,000</b>	<b>12.2</b>	<b>105</b>	<b>1.3</b>	<b>485</b>	<b>5.9</b>	<b>Healthcare Support Occupations (310001)</b>
2,470	42.9	95	1.7	720	12.5	75	1.3	444	7.7	Nursing, Psych., & Home Health Aides (311000)
2,470	42.9	95	1.7	720	12.5	75	1.3	444	7.7	Nursing, Psych., & Home Health Aides (311010)
15	16.7	0	0.0	0	0.0	0	0.0	0	0.0	Occ. & Phys. Therapist Assists & Aides (312000)
0	0.0	0	0.0	0	0.0	0	0.0	0	0.0	Occ. Therapist Assistants & Aides (312010)
15	18.8	0	0.0	0	0.0	0	0.0	0	0.0	Physical Therapist Assistants & Aides (312020)
214	9.2	60	2.6	280	12.0	30	1.3	41	1.8	Other Healthcare Support Occupations (319000)
14	4.7	10	3.4	20	6.8	0	0.0	10	3.4	Massage Therapists (319011)
40	6.6	10	1.7	150	24.8	0	0.0	8	1.3	Dental Assistants (319091)
160	11.2	40	2.8	110	7.7	30	2.1	23	1.6	Med. Assist. & Other Health Supp. Occs (31909X)
<b>277</b>	<b>4.0</b>	<b>689</b>	<b>9.9</b>	<b>104</b>	<b>1.5</b>	<b>140</b>	<b>2.0</b>	<b>8</b>	<b>0.1</b>	<b>Protective Service Occupations (330001)</b>
4	0.4	95	10.4	20	2.2	10	1.1	0	0.0	First-Line Super./Mgr., Protective Serv. Wrkr (331000)
4	7.3	0	0.0	0	0.0	0	0.0	0	0.0	First-Line Super./Mgrs. of Correct. Offrs (331011)
0	0.0	30	9.7	0	0.0	0	0.0	0	0.0	First-Line Super./Mgrs. of Police & Det. (331012)
0	0.0	0	0.0	0	0.0	0	0.0	0	0.0	First-Line Super./Mgrs. of Fire Fighters (331021)
0	0.0	65	18.8	20	5.8	10	2.9	0	0.0	Super., Protect. Serv. Wrkrs, All Other (331099)
0	0.0	110	10.0	0	0.0	20	1.8	0	0.0	Fire Fighting & Prevention Workers (332000)
0	0.0	110	10.7	0	0.0	20	2.0	0	0.0	Fire Fighters (332011)
0	0.0	0	0.0	0	0.0	0	0.0	0	0.0	Fire Inspectors (332020)
115	5.6	225	10.9	19	0.9	20	1.0	4	0.2	Law Enforcement Workers (333000)
70	25.0	55	19.6	19	6.8	0	0.0	0	0.0	Bailiffs, Correctional Officers, & Jailers (333010)
20	7.3	20	7.3	0	0.0	0	0.0	0	0.0	Detectives & Criminal Investigators (333021)
25	1.7	150	10.0	0	0.0	20	1.3	4	0.3	Police Officers (333050)
0	0.0	0	0.0	0	0.0	0	0.0	0	0.0	Misc. Law Enforcement Workers (3330XX)
158	5.5	259	8.9	65	2.2	90	3.1	4	0.1	Other Protective Service Workers (339000)
0	0.0	0	0.0	0	0.0	0	0.0	0	0.0	Animal Control Workers (339011)
0	0.0	0	0.0	0	0.0	0	0.0	0	0.0	Private Detectives & Investigators (339021)
150	7.2	245	11.7	30	1.4	70	3.3	4	0.2	Sec. Guards & Gaming Surv. Officers (339030)
4	2.4	4	2.4	20	12.1	0	0.0	0	0.0	Crossing Guards (339091)
4	0.8	10	2.1	15	3.1	20	4.1	0	0.0	Lifeguards & Other Prot. Serv. Wrkrs (33909X)
<b>824</b>	<b>5.5</b>	<b>2,254</b>	<b>15.2</b>	<b>1,169</b>	<b>7.9</b>	<b>735</b>	<b>4.9</b>	<b>352</b>	<b>2.4</b>	<b>Food Prep. &amp; Serving-Rel. Occupations (350001)</b>
95	4.1	280	12.2	60	2.6	159	6.9	48	2.1	Supervisors, Food Prep. & Serv. Wrkrs (351000)
15	1.1	160	11.9	0	0.0	125	9.3	14	1.0	Chefs & Head Cooks (351011)
80	8.4	120	12.6	60	6.3	34	3.6	34	3.6	First-Line Super./Mgrs. of Food Workers (351012)
329	6.9	1,095	23.0	545	11.5	309	6.5	88	1.9	Cooks & Food Preparation Workers (352000)
204	6.2	825	24.9	365	11.0	269	8.1	50	1.5	Cooks (352010)
125	8.7	270	18.7	180	12.5	40	2.8	38	2.6	Food Preparation Workers (352021)
325	5.5	379	6.4	434	7.3	187	3.2	202	3.4	Food & Beverage Serving Workers (353000)
0	0.0	40	6.1	0	0.0	14	2.1	29	4.4	Bartenders (353011)
65	7.6	85	10.0	50	5.9	34	4.0	20	2.4	Comb Food Prep/Serv., Incl. Fast Food (353021)
10	1.9	29	5.5	55	10.5	15	2.9	24	4.6	Counter Attend., Caf�, Food Conc., Etc. (353022)
160	4.5	205	5.8	300	8.5	120	3.4	109	3.1	Waiters & Waitresses (353031)
90	25.0	20	5.6	29	8.1	4	1.1	20	5.6	Food Servers, Non-restaurant (353041)
75	4.0	500	26.5	130	6.9	80	4.2	14	0.7	Other Food Prep. & Serv. Rel. Workers (359000)
20	3.6	365	65.8	0	0.0	35	6.3	0	0.0	Dishwashers (359021)
0	0.0	0	0.0	45	13.8	0	0.0	14	4.3	Hosts/Hostesses, Rest., Lounge, Etc. (359031)
55	5.4	135	13.4	85	8.4	45	4.5	0	0.0	Misc. Food Prep & Serving Rel. Workers (3590XX)
<b>840</b>	<b>5.0</b>	<b>4,035</b>	<b>24.2</b>	<b>2,610</b>	<b>15.7</b>	<b>507</b>	<b>3.0</b>	<b>558</b>	<b>3.4</b>	<b>Bldg &amp; Grounds Cleaning &amp; Maint. Occs. (370001)</b>
60	6.1	220	22.2	70	7.1	20	2.0	4	0.4	Super., Bldg & Grnds Clean & Maint. Wrkrs (371000)
60	12.4	110	22.7	70	14.4	20	4.1	4	0.8	First-Line Supr./Mgrs. of Housekeeping Etc. (371011)
0	0.0	110	21.8	0	0.0	0	0.0	0	0.0	First-Line Supr./Mgrs. of Landscaping, Etc. (371012)

**CONNECTICUT OCCUPATIONAL STATISTICS**  
**for Equal Employment Opportunity and Affirmative Action Planning**  
**2000 Census of Population and Housing - Special EEO Tabulation**

**Fairfield County**

Occupation	Total All Races *	Total Civilian Labor Force				White Non-Hispanic				Black Non-Hispanic	
		Male	%	Female	%	Male	%	Female	%	Male	%
Building Cleaning & Pest Control Workers (372000)	10,510	4,949	47.1	5,559	52.9	2,240	21.3	1,700	16.2	845	8.0
Maids & Housekeeping Cleaners (372012)	5,040	674	13.4	4,359	86.5	130	2.6	1,330	26.4	145	2.9
Janitors & Building Cleaners (37201X)	5,355	4,160	77.7	1,200	22.4	2,035	38.0	370	6.9	675	12.6
Pest Control Workers (372021)	115	115	100.0	0	0.0	75	65.2	0	0.0	25	21.7
Grounds Maintenance Workers (373000)	5,145	4,918	95.6	220	4.3	2,355	45.8	205	4.0	125	2.4
Grounds Maintenance Workers (373010)	5,145	4,918	95.6	220	4.3	2,355	45.8	205	4.0	125	2.4
<b>Personal Care &amp; Service Occupations (390001)</b>	<b>11,535</b>	<b>2,293</b>	<b>19.9</b>	<b>9,230</b>	<b>80.0</b>	<b>1,564</b>	<b>13.6</b>	<b>6,059</b>	<b>52.5</b>	<b>335</b>	<b>2.9</b>
Super., Personal Care & Service Workers (391000)	665	325	48.9	345	51.9	265	39.8	250	37.6	0	0.0
First-Line Super./Mgrs. of Gaming Workers (391010)	180	150	83.3	35	19.4	140	77.8	35	19.4	0	0.0
First-Line Super./Mgrs. of Pers. Serv. Wrks (391021)	485	175	36.1	310	63.9	125	25.8	215	44.3	0	0.0
Animal Care & Service Workers (392000)	480	98	20.4	378	78.8	50	10.4	360	75.0	10	2.1
Animal Trainers (392011)	90	4	4.4	85	94.4	0	0.0	85	94.4	0	0.0
Non-farm Animal Caretakers (392021)	390	94	24.1	293	75.1	50	12.8	275	70.5	10	2.6
Entert. Attendants & Related Workers (393000)	650	400	61.5	248	38.2	295	45.4	144	22.2	40	6.2
Gaming Services Workers (393010)	70	30	42.9	33	47.1	30	42.9	4	5.7	0	0.0
Motion Picture Projectionists (393021)	25	25	100.0	0	0.0	10	40.0	0	0.0	0	0.0
Ushers, Lobby Attend., & Ticket Takers (393031)	150	130	86.7	20	13.3	90	60.0	10	6.7	10	6.7
Misc. Entertainment Attend. & Rel Wrks (393090)	405	215	53.1	195	48.1	165	40.7	130	32.1	30	7.4
Funeral Service Workers (394000)	20	20	100.0	0	0.0	20	100.0	0	0.0	0	0.0
Personal Appearance Workers (395000)	2,615	558	21.3	2,053	78.5	405	15.5	1,475	56.4	65	2.5
Barbers (395011)	260	230	88.5	30	11.5	125	48.1	20	7.7	65	25.0
Hairdressers, Stylists, & Cosmetologists (395012)	2,015	324	16.1	1,694	84.1	280	13.9	1,210	60.0	0	0.0
Misc. Personal Appearance Workers (395090)	340	4	1.2	329	96.8	0	0.0	245	72.1	0	0.0
Transp., Tourism, & Lodging Attendants (396000)	535	104	19.4	434	81.1	59	11.0	330	61.7	35	6.5
Baggage Porters, Bellhops, & Concierges (396010)	40	24	60.0	15	37.5	4	10.0	15	37.5	10	25.0
Tour & Travel Guides (396020)	55	20	36.4	34	61.8	20	36.4	30	54.5	0	0.0
Transportation Attendants (396030)	440	60	13.6	385	87.5	35	8.0	285	64.8	25	5.7
Other Personal Care & Service Workers (399000)	6,570	788	12.0	5,772	87.9	470	7.2	3,500	53.3	185	2.8
Child Care Workers (399011)	4,790	215	4.5	4,574	95.5	120	2.5	2,640	55.1	50	1.0
Personal & Home Care Aides (399021)	610	85	13.9	519	85.1	45	7.4	235	38.5	40	6.6
Recreation & Fitness Workers (399030)	950	373	39.3	575	60.5	225	23.7	535	56.3	70	7.4
Residential Advisors (399041)	115	35	30.4	79	68.7	25	21.7	65	56.5	10	8.7
Pers. Care & Serv. Workers, All Other (399099)	105	80	76.2	25	23.8	55	52.4	25	23.8	15	14.3
<b>SALES &amp; RELATED OCCUPATIONS (410000)</b>	<b>56,565</b>	<b>31,340</b>	<b>55.4</b>	<b>25,186</b>	<b>44.5</b>	<b>25,980</b>	<b>45.9</b>	<b>18,535</b>	<b>32.8</b>	<b>1,873</b>	<b>3.3</b>
Supervisors, Sales Workers (411000)	12,255	7,871	64.2	4,379	35.7	6,500	53.0	3,490	28.5	394	3.2
First-Line Super./Mgrs. of Ret. Sales Wrks (411011)	8,195	5,152	62.9	3,045	37.2	4,095	50.0	2,325	28.4	274	3.3
First-Line Sup./Mgrs., Non-Ret Sales Wrks (411012)	4,060	2,719	67.0	1,334	32.9	2,405	59.2	1,165	28.7	120	3.0
Retail Sales Workers (412000)	20,925	8,710	41.6	12,213	58.4	6,080	29.1	7,485	35.8	1,009	4.8
Cashiers (412010)	8,125	2,489	30.6	5,639	69.4	1,300	16.0	2,670	32.9	445	5.5
Counter & Rental Clerks (412021)	485	215	44.3	274	56.5	135	27.8	175	36.1	50	10.3
Parts Salespersons (412022)	155	153	98.7	0	0.0	130	83.9	0	0.0	15	9.7
Retail Salespersons (412031)	12,160	5,853	48.1	6,300	51.8	4,515	37.1	4,640	38.2	499	4.1
Sales Representatives, Services (413000)	12,310	8,675	70.5	3,623	29.4	7,985	64.9	3,150	25.6	210	1.7
Advertising Sales Agents (413011)	1,550	865	55.8	679	43.8	855	55.2	610	39.4	0	0.0
Insurance Sales Agents (413021)	1,745	1,175	67.3	570	32.7	1,090	62.5	520	29.8	30	1.7
Securities, Comm., & Fin. Serv. Sales Agts (413031)	5,520	4,650	84.2	870	15.8	4,195	76.0	720	13.0	100	1.8
Travel Agents (413041)	660	55	8.3	605	91.7	55	8.3	530	80.3	0	0.0
Sales Reps, Services, All Other (413099)	2,835	1,930	68.1	899	31.7	1,790	63.1	770	27.2	80	2.8
Sales Reps, Wholesale & Manufacturing (414000)	5,225	3,593	68.8	1,630	31.2	3,235	61.9	1,400	26.8	120	2.3
Sales Reps, Wholesale & Manufacturing (414010)	5,225	3,593	68.8	1,630	31.2	3,235	61.9	1,400	26.8	120	2.3
Other Sales & Related Workers (419000)	5,850	2,491	42.6	3,341	57.1	2,180	37.3	3,010	51.5	140	2.4
Models, Demonstrators, & Prod Promoters (419010)	160	70	43.8	95	59.4	55	34.4	70	43.8	0	0.0



**CONNECTICUT OCCUPATIONAL STATISTICS**  
**for Equal Employment Opportunity and Affirmative Action Planning**  
**2000 Census of Population and Housing - Special EEO Tabulation**

**Fairfield County**

Black Non-Hispanic		Hispanic in Any Race				All Other Non-Hispanic				Occupation
Female	%	Male	%	Female	%	Male	%	Female	%	
780	7.4	1,555	14.8	2,525	24.0	309	2.9	554	5.3	Building Cleaning & Pest Control Workers (372000)
640	12.7	300	6.0	1,870	37.1	99	2.0	519	10.3	Maids & Housekeeping Cleaners (372012)
140	2.6	1,240	23.2	655	12.2	210	3.9	35	0.7	Janitors & Building Cleaners (37201X)
0	0.0	15	13.0	0	0.0	0	0.0	0	0.0	Pest Control Workers (372021)
0	0.0	2,260	43.9	15	0.3	178	3.5	0	0.0	Grounds Maintenance Workers (373000)
0	0.0	2,260	43.9	15	0.3	178	3.5	0	0.0	Grounds Maintenance Workers (373010)
<b>1,332</b>	<b>11.5</b>	<b>280</b>	<b>2.4</b>	<b>1,404</b>	<b>12.2</b>	<b>114</b>	<b>1.0</b>	<b>435</b>	<b>3.8</b>	<b>Personal Care &amp; Service Occupations (390001)</b>
35	5.3	10	1.5	45	6.8	50	7.5	15	2.3	Super., Personal Care & Service Workers (391000)
0	0.0	0	0.0	0	0.0	10	5.6	0	0.0	First-Line Super./Mgrs. of Gaming Workers (391010)
35	7.2	10	2.1	45	9.3	40	8.2	15	3.1	First-Line Super./Mgrs. of Pers. Serv. Wrkrs (391021)
0	0.0	20	4.2	14	2.9	18	3.8	4	0.8	Animal Care & Service Workers (392000)
0	0.0	0	0.0	0	0.0	4	4.4	0	0.0	Animal Trainers (392011)
0	0.0	20	5.1	14	3.6	14	3.6	4	1.0	Non-farm Animal Caretakers (392021)
54	8.3	55	8.5	40	6.2	10	1.5	10	1.5	Entert. Attendants & Related Workers (393000)
4	5.7	0	0.0	25	35.7	0	0.0	0	0.0	Gaming Services Workers (393010)
0	0.0	15	60.0	0	0.0	0	0.0	0	0.0	Motion Picture Projectionists (393021)
10	6.7	30	20.0	0	0.0	0	0.0	0	0.0	Ushers, Lobby Attend., & Ticket Takers (393031)
40	9.9	10	2.5	15	3.7	10	2.5	10	2.5	Misc. Entertainment Attend. & Rel Wrkrs (393090)
0	0.0	0	0.0	0	0.0	0	0.0	0	0.0	Funeral Service Workers (394000)
240	9.2	80	3.1	230	8.8	8	0.3	108	4.1	Personal Appearance Workers (395000)
0	0.0	40	15.4	10	3.8	0	0.0	0	0.0	Barbers (395011)
240	11.9	40	2.0	170	8.4	4	0.2	74	3.7	Hairdressers, Stylists, & Cosmetologists (395012)
0	0.0	0	0.0	50	14.7	4	1.2	34	10.0	Misc. Personal Appearance Workers (395090)
74	13.8	10	1.9	15	2.8	0	0.0	15	2.8	Transp., Tourism, & Lodging Attendants (396000)
0	0.0	10	25.0	0	0.0	0	0.0	0	0.0	Baggage Porters, Bellhops, & Concierges (396010)
4	7.3	0	0.0	0	0.0	0	0.0	0	0.0	Tour & Travel Guides (396020)
70	15.9	0	0.0	15	3.4	0	0.0	15	3.4	Transportation Attendants (396030)
929	14.1	105	1.6	1,060	16.1	28	0.4	283	4.3	Other Personal Care & Service Workers (399000)
710	14.8	45	0.9	965	20.1	0	0.0	259	5.4	Child Care Workers (399011)
195	32.0	0	0.0	65	10.7	0	0.0	24	3.9	Personal & Home Care Aides (399021)
20	2.1	60	6.3	20	2.1	18	1.9	0	0.0	Recreation & Fitness Workers (399030)
4	3.5	0	0.0	10	8.7	0	0.0	0	0.0	Residential Advisors (399041)
0	0.0	0	0.0	0	0.0	10	9.5	0	0.0	Pers. Care & Serv. Workers, All Other (399099)
<b>2,825</b>	<b>5.0</b>	<b>2,107</b>	<b>3.7</b>	<b>2,718</b>	<b>4.8</b>	<b>1,380</b>	<b>2.4</b>	<b>1,108</b>	<b>2.0</b>	<b>SALES &amp; RELATED OCCUPATIONS (410000)</b>
290	2.4	545	4.4	375	3.1	432	3.5	224	1.8	Supervisors, Sales Workers (411000)
235	2.9	455	5.6	305	3.7	328	4.0	180	2.2	First-Line Super./Mgrs. of Ret. Sales Wrkrs (411011)
55	1.4	90	2.2	70	1.7	104	2.6	44	1.1	First-Line Sup./Mgrs., Non-Ret Sales Wrkrs (411012)
2,090	10.0	1,109	5.3	1,965	9.4	512	2.4	673	3.2	Retail Sales Workers (412000)
1,205	14.8	535	6.6	1,385	17.0	209	2.6	379	4.7	Cashiers (412010)
40	8.2	30	6.2	45	9.3	0	0.0	14	2.9	Counter & Rental Clerks (412021)
0	0.0	4	2.6	0	0.0	4	2.6	0	0.0	Parts Salespersons (412022)
845	6.9	540	4.4	535	4.4	299	2.5	280	2.3	Retail Salespersons (412031)
175	1.4	170	1.4	165	1.3	310	2.5	133	1.1	Sales Representatives, Services (413000)
25	1.6	10	0.6	30	1.9	0	0.0	14	0.9	Advertising Sales Agents (413011)
15	0.9	15	0.9	35	2.0	40	2.3	0	0.0	Insurance Sales Agents (413021)
65	1.2	110	2.0	20	0.4	245	4.4	65	1.2	Securities, Comm., & Fin. Serv. Sales Agts (413031)
10	1.5	0	0.0	40	6.1	0	0.0	25	3.8	Travel Agents (413041)
60	2.1	35	1.2	40	1.4	25	0.9	29	1.0	Sales Reps, Services, All Other (413099)
110	2.1	165	3.2	90	1.7	73	1.4	30	0.6	Sales Reps, Wholesale & Manufacturing (414000)
110	2.1	165	3.2	90	1.7	73	1.4	30	0.6	Sales Reps, Wholesale & Manufacturing (414010)
160	2.7	118	2.0	123	2.1	53	0.9	48	0.8	Other Sales & Related Workers (419000)
15	9.4	15	9.4	10	6.3	0	0.0	0	0.0	Models, Demonstrators, & Prod Promoters (419010)

**CONNECTICUT OCCUPATIONAL STATISTICS**  
**for Equal Employment Opportunity and Affirmative Action Planning**  
**2000 Census of Population and Housing - Special EEO Tabulation**

**Fairfield County**

Occupation	Total All Races *	Total Civilian Labor Force				White Non-Hispanic				Black Non-Hispanic	
		Male	%	Female	%	Male	%	Female	%	Male	%
Real Estate Brokers & Sales Agents (419020)	3,510	1,390	39.6	2,119	60.4	1,305	37.2	2,040	58.1	35	1.0
Sales Engineers (419031)	95	95	100.0	0	0.0	85	89.5	0	0.0	0	0.0
Telemarketers (419041)	635	233	36.7	388	61.1	135	21.3	265	41.7	40	6.3
Door-To-Door Sales Workers & Rel Wrkrs (419091)	465	175	37.6	284	61.1	145	31.2	210	45.2	10	2.2
Sales & Related Workers, All Other (419099)	985	528	53.6	455	46.2	455	46.2	425	43.1	55	5.6
<b>OFFICE &amp; ADMIN. SUPPORT OCCUPATIONS (430000)</b>	<b>62,990</b>	<b>15,664</b>	<b>24.9</b>	<b>47,287</b>	<b>75.1</b>	<b>10,835</b>	<b>17.2</b>	<b>35,995</b>	<b>57.1</b>	<b>2,290</b>	<b>3.6</b>
Super., Office & Admin. Support Workers (431000)	5,860	1,949	33.3	3,919	66.9	1,495	25.5	3,105	53.0	190	3.2
First-Line Sup./Mgrs., Admin. Support Wrkrs (431011)	5,860	1,949	33.3	3,919	66.9	1,495	25.5	3,105	53.0	190	3.2
Communications Equipment Operators (432000)	380	114	30.0	264	69.5	70	18.4	190	50.0	15	3.9
Switchboard Operators, Incl. Ans. Service (432011)	215	40	18.6	174	80.9	40	18.6	145	67.4	0	0.0
Telephone Operators (432021)	110	55	50.0	55	50.0	30	27.3	25	22.7	0	0.0
Comm. Equipment Operators, All Other (432099)	55	19	34.5	35	63.6	0	0.0	20	36.4	15	27.3
Financial Clerks (433000)	9,005	1,201	13.3	7,783	86.4	905	10.0	6,080	67.5	125	1.4
Bill & Account Collectors (433011)	595	200	33.6	385	64.7	145	24.4	250	42.0	20	3.4
Billing & Posting Clerks & Machine Oper. (433021)	965	98	10.2	859	89.0	80	8.3	695	72.0	0	0.0
Bookkeeping, Accting, & Auditing Clerks (433031)	5,475	620	11.3	4,865	88.9	465	8.5	4,000	73.1	60	1.1
Gaming Cage Workers (433041)	35	0	0.0	35	100.0	0	0.0	25	71.4	0	0.0
Payroll & Timekeeping Clerks (433051)	745	63	8.5	680	91.3	45	6.0	510	68.5	10	1.3
Procurement Clerks (433061)	95	50	52.6	39	41.1	50	52.6	35	36.8	0	0.0
Tellers (433071)	1,095	170	15.5	920	84.0	120	11.0	565	51.6	35	3.2
Information & Record Clerks (434000)	14,460	3,131	21.7	11,331	78.4	2,235	15.5	8,130	56.2	475	3.3
Brokerage Clerks (434011)	100	30	30.0	68	68.0	20	20.0	50	50.0	0	0.0
Court, Municipal, & License Clerks (434031)	95	60	63.2	40	42.1	50	52.6	30	31.6	10	10.5
Credit Authorizers, Checkers, & Clerks (434041)	180	60	33.3	119	66.1	60	33.3	95	52.8	0	0.0
Customer Service Representatives (434051)	6,585	1,820	27.6	4,758	72.3	1,295	19.7	3,310	50.3	310	4.7
Eligibility Interviewers, Govt. Programs (434061)	95	34	35.8	60	63.2	20	21.1	30	31.6	0	0.0
File Clerks (434071)	965	215	22.3	755	78.2	135	14.0	565	58.5	50	5.2
Hotel, Motel, & Resort Desk Clerks (434081)	95	35	36.8	64	67.4	35	36.8	25	26.3	0	0.0
Interviewers, Except Eligibility & Loan (434111)	355	169	47.6	190	53.5	105	29.6	155	43.7	30	8.5
Library Assistants, Clerical (434121)	455	55	12.1	395	86.8	35	7.7	310	68.1	10	2.2
Loan Interviewers & Clerks (434131)	180	54	30.0	125	69.4	50	27.8	95	52.8	0	0.0
New Accounts Clerks (434141)	35	15	42.9	19	54.3	15	42.9	15	42.9	0	0.0
Human Res. Assists, Exc. Payroll Etc. (434161)	130	30	23.1	105	80.8	15	11.5	40	30.8	15	11.5
Receptionists & Information Clerks (434171)	4,075	285	7.0	3,789	93.0	235	5.8	2,905	71.3	10	0.2
Reserv. & Transp. Ticket Agts & Trav Clerks (434181)	470	85	18.1	389	82.8	55	11.7	215	45.7	20	4.3
Information & Record Clerks, All Other (434199)	160	20	12.5	140	87.5	10	6.3	125	78.1	0	0.0
Correspondence Clerks & Order Clerks (434XXX)	485	164	33.8	315	64.9	100	20.6	165	34.0	20	4.1
Material Recording, Scheduling, Etc. (435000)	8,960	6,122	68.3	2,828	31.6	3,855	43.0	1,700	19.0	1,095	12.2
Cargo & Freight Agents (435011)	85	85	100.0	0	0.0	75	88.2	0	0.0	0	0.0
Couriers & Messengers (435021)	590	489	82.9	95	16.1	280	47.5	45	7.6	120	20.3
Dispatchers (435030)	550	298	54.2	243	44.2	200	36.4	145	26.4	75	13.6
Meter Readers, Utilities (435041)	70	70	100.0	0	0.0	45	64.3	0	0.0	0	0.0
Postal Service Clerks (435051)	415	188	45.3	235	56.6	110	26.5	145	34.9	60	14.5
Postal Service Mail Carriers (435052)	1,095	860	78.5	235	21.5	615	56.2	185	16.9	120	11.0
Postal Service Mail Sorters, Processors, Etc. (435053)	375	225	60.0	150	40.0	110	29.3	30	8.0	65	17.3
Production, Planning, & Expediting Clerks (435061)	995	423	42.5	570	57.3	355	35.7	425	42.7	35	3.5
Shipping, Receiving, & Traffic Clerks (435071)	1,590	1,190	74.8	400	25.2	620	39.0	185	11.6	260	16.4
Stock Clerks & Order Fillers (435081)	3,100	2,230	71.9	870	28.1	1,385	44.7	520	16.8	360	11.6
Weighers, Measurers, Checkers, Etc. (435111)	95	64	67.4	30	31.6	60	63.2	20	21.1	0	0.0
Secretaries & Administrative Assistants (436000)	13,885	309	2.2	13,570	97.7	230	1.7	11,315	81.5	35	0.3
Secretaries & Administrative Assistants (436010)	13,885	309	2.2	13,570	97.7	230	1.7	11,315	81.5	35	0.3
Other Office & Admin. Support Workers (439000)	10,440	2,838	27.2	7,592	72.7	2,045	19.6	5,475	52.4	355	3.4

**CONNECTICUT OCCUPATIONAL STATISTICS**  
**for Equal Employment Opportunity and Affirmative Action Planning**  
**2000 Census of Population and Housing - Special EEO Tabulation**

**Fairfield County**

Black Non-Hispanic		Hispanic in Any Race				All Other Non-Hispanic				Occupation
Female	%	Male	%	Female	%	Male	%	Female	%	
30	0.9	35	1.0	49	1.4	15	0.4	0	0.0	Real Estate Brokers & Sales Agents (419020)
0	0.0	0	0.0	0	0.0	10	10.5	0	0.0	Sales Engineers (419031)
80	12.6	34	5.4	19	3.0	24	3.8	24	3.8	Telemarketers (419041)
15	3.2	20	4.3	35	7.5	0	0.0	24	5.2	Door-To-Door Sales Workers & Rel Wrks (419091)
20	2.0	14	1.4	10	1.0	4	0.4	0	0.0	Sales & Related Workers, All Other (419099)
<b>5,666</b>	<b>9.0</b>	<b>1,705</b>	<b>2.7</b>	<b>4,096</b>	<b>6.5</b>	<b>834</b>	<b>1.3</b>	<b>1,530</b>	<b>2.4</b>	<b>OFFICE &amp; ADMIN. SUPPORT OCCUPATIONS (430000)</b>
390	6.7	210	3.6	295	5.0	54	0.9	129	2.2	Super., Office & Admin. Support Workers (431000)
390	6.7	210	3.6	295	5.0	54	0.9	129	2.2	First-Line Sup./Mgrs., Admin. Support Wrks (431011)
45	11.8	0	0.0	29	7.6	29	7.6	0	0.0	Communications Equipment Operators (432000)
15	7.0	0	0.0	14	6.5	0	0.0	0	0.0	Switchboard Operators, Incl. Ans. Service (432011)
15	13.6	0	0.0	15	13.6	25	22.7	0	0.0	Telephone Operators (432021)
15	27.3	0	0.0	0	0.0	4	7.3	0	0.0	Comm. Equipment Operators, All Other (432099)
839	9.3	83	0.9	600	6.7	88	1.0	264	2.9	Financial Clerks (433000)
55	9.2	35	5.9	80	13.4	0	0.0	0	0.0	Bill & Account Collectors (433011)
49	5.1	4	0.4	90	9.3	14	1.5	25	2.6	Billing & Posting Clerks & Machine Oper. (433021)
470	8.6	40	0.7	265	4.8	55	1.0	130	2.4	Bookkeeping, Accting, & Auditing Clerks (433031)
10	28.6	0	0.0	0	0.0	0	0.0	0	0.0	Gaming Cage Workers (433041)
145	19.5	4	0.5	25	3.4	4	0.5	0	0.0	Payroll & Timekeeping Clerks (433051)
0	0.0	0	0.0	0	0.0	0	0.0	4	4.2	Procurement Clerks (433061)
110	10.0	0	0.0	140	12.8	15	1.4	105	9.6	Tellers (433071)
1,662	11.5	297	2.1	1,117	7.7	124	0.9	422	2.9	Information & Record Clerks (434000)
4	4.0	10	10.0	10	10.0	0	0.0	4	4.0	Brokerage Clerks (434011)
10	10.5	0	0.0	0	0.0	0	0.0	0	0.0	Court, Municipal, & License Clerks (434031)
20	11.1	0	0.0	4	2.2	0	0.0	0	0.0	Credit Authorizers, Checkers, & Clerks (434041)
750	11.4	170	2.6	455	6.9	45	0.7	243	3.7	Customer Service Representatives (434051)
30	31.6	14	14.7	0	0.0	0	0.0	0	0.0	Eligibility Interviewers, Govt. Programs (434061)
100	10.4	30	3.1	55	5.7	0	0.0	35	3.6	File Clerks (434071)
15	15.8	0	0.0	14	14.7	0	0.0	10	10.5	Hotel, Motel, & Resort Desk Clerks (434081)
20	5.6	4	1.1	15	4.2	30	8.5	0	0.0	Interviewers, Except Eligibility & Loan (434111)
45	9.9	10	2.2	10	2.2	0	0.0	30	6.6	Library Assistants, Clerical (434121)
0	0.0	4	2.2	15	8.3	0	0.0	15	8.3	Loan Interviewers & Clerks (434131)
4	11.4	0	0.0	0	0.0	0	0.0	0	0.0	New Accounts Clerks (434141)
45	34.6	0	0.0	20	15.4	0	0.0	0	0.0	Human Res. Assists, Exc. Payroll Etc. (434161)
409	10.0	15	0.4	410	10.1	25	0.6	65	1.6	Receptionists & Information Clerks (434171)
100	21.3	0	0.0	54	11.5	10	2.1	20	4.3	Reserv. & Transp. Ticket Agts & Trav Clerks (434181)
15	9.4	0	0.0	0	0.0	10	6.3	0	0.0	Information & Record Clerks, All Other (434199)
95	19.6	40	8.2	55	11.3	4	0.8	0	0.0	Correspondence Clerks & Order Clerks (434XXX)
525	5.9	907	10.1	459	5.1	265	3.0	144	1.6	Material Recording, Scheduling, Etc. (435000)
0	0.0	10	11.8	0	0.0	0	0.0	0	0.0	Cargo & Freight Agents (435011)
30	5.1	75	12.7	20	3.4	14	2.4	0	0.0	Couriers & Messengers (435021)
75	13.6	19	3.5	19	3.5	4	0.7	4	0.7	Dispatchers (435030)
0	0.0	25	35.7	0	0.0	0	0.0	0	0.0	Meter Readers, Utilities (435041)
65	15.7	4	1.0	10	2.4	14	3.4	15	3.6	Postal Service Clerks (435051)
20	1.8	75	6.8	30	2.7	50	4.6	0	0.0	Postal Service Mail Carriers (435052)
70	18.7	50	13.3	40	10.7	0	0.0	10	2.7	Postal Service Mail Sorters, Processors, Etc. (435053)
75	7.5	25	2.5	40	4.0	8	0.8	30	3.0	Production, Planning, & Expediting Clerks (435061)
65	4.1	265	16.7	110	6.9	45	2.8	40	2.5	Shipping, Receiving, & Traffic Clerks (435071)
115	3.7	355	11.5	190	6.1	130	4.2	45	1.5	Stock Clerks & Order Fillers (435081)
10	10.5	4	4.2	0	0.0	0	0.0	0	0.0	Weighers, Measurers, Checkers, Etc. (435111)
1,175	8.5	15	0.1	820	5.9	29	0.2	260	1.9	Secretaries & Administrative Assistants (436000)
1,175	8.5	15	0.1	820	5.9	29	0.2	260	1.9	Secretaries & Administrative Assistants (436010)
1,030	9.9	193	1.8	776	7.4	245	2.3	311	3.0	Other Office & Admin. Support Workers (439000)

**CONNECTICUT OCCUPATIONAL STATISTICS**  
**for Equal Employment Opportunity and Affirmative Action Planning**  
**2000 Census of Population and Housing - Special EEO Tabulation**

**Fairfield County**

Occupation	Total All Races *	Total Civilian Labor Force				White Non-Hispanic				Black Non-Hispanic	
		Male	%	Female	%	Male	%	Female	%	Male	%
Computer Operators (439011)	855	395	46.2	460	53.8	255	29.8	335	39.2	55	6.4
Data Entry Keyers (439021)	1,790	458	25.6	1,335	74.6	240	13.4	850	47.5	75	4.2
Word Processors & Typists (439022)	510	69	13.5	435	85.3	50	9.8	255	50.0	15	2.9
Desktop Publishers (439031)	95	45	47.4	50	52.6	45	47.4	35	36.8	0	0.0
Insurance Claims & Policy Proc. Clerks (439041)	580	120	20.7	454	78.3	95	16.4	360	62.1	15	2.6
Mail Clerks & Mail Mach Oper., Exc. USPS (439051)	600	358	59.7	248	41.3	265	44.2	140	23.3	50	8.3
Office Clerks, General (439061)	4,130	754	18.3	3,380	81.8	560	13.6	2,585	62.6	90	2.2
Office Machine Operators, Exc. Computer (439071)	125	55	44.0	73	58.4	40	32.0	30	24.0	15	12.0
Proofreaders & Copy Markers (439081)	60	35	58.3	20	33.3	35	58.3	20	33.3	0	0.0
Statistical Assistants (439111)	105	19	18.1	73	69.5	15	14.3	55	52.4	0	0.0
Office & Admin. Support Workers, All Other (439199)	1,590	530	33.3	1,064	66.9	445	28.0	810	50.9	40	2.5
<b>FARMING, FISHING, &amp; FORESTRY OCCUPATIONS (450000)</b>	<b>485</b>	<b>366</b>	<b>75.5</b>	<b>130</b>	<b>26.8</b>	<b>188</b>	<b>38.8</b>	<b>100</b>	<b>20.6</b>	<b>25</b>	<b>5.2</b>
Super., Farming, Fishing, & Forestry Wrks (451000)	55	34	61.8	25	45.5	30	54.5	25	45.5	0	0.0
First-Line Sup./Mgrs. of Farming, Etc. (451010)	55	34	61.8	25	45.5	30	54.5	25	45.5	0	0.0
Agricultural Workers (452000)	320	220	68.8	105	32.8	80	25.0	75	23.4	25	7.8
Agricultural Inspectors (452011)	0	0	0.0	0	0.0	0	0.0	0	0.0	0	0.0
Graders & Sorters, Agricultural Products (452041)	20	20	100.0	0	0.0	0	0.0	0	0.0	10	50.0
Misc. Agric. Wrks, Incl. Animal Breeders (4520XX)	300	200	66.7	105	35.0	80	26.7	75	25.0	15	5.0
Fishing & Hunting Workers (453000)	85	90	105.9	0	0.0	70	82.4	0	0.0	0	0.0
Forest, Conservation, & Logging Workers (454000)	25	22	88.0	0	0.0	8	32.0	0	0.0	0	0.0
Forest & Conservation Workers (454011)	10	8	80.0	0	0.0	4	40.0	0	0.0	0	0.0
Logging Workers (454020)	15	14	93.3	0	0.0	4	26.7	0	0.0	0	0.0
<b>CONSTRUCTION &amp; EXTRACTION OCCUPATIONS (470000)</b>	<b>22,849</b>	<b>22,418</b>	<b>98.1</b>	<b>435</b>	<b>1.9</b>	<b>15,830</b>	<b>69.3</b>	<b>260</b>	<b>1.1</b>	<b>1,173</b>	<b>5.1</b>
Super., Construction & Extraction Workers (471000)	2,420	2,365	97.7	55	2.3	1,955	80.8	30	1.2	105	4.3
First-Line Sup./Mgrs. of Constr & Extr. Wrks (471011)	2,420	2,365	97.7	55	2.3	1,955	80.8	30	1.2	105	4.3
Construction Trades Workers (472000)	19,545	19,168	98.1	380	1.9	13,190	67.5	230	1.2	1,014	5.2
Boilermakers (472011)	60	59	98.3	0	0.0	30	50.0	0	0.0	25	41.7
Brickmasons, Blockmasons, & Stonemasons (472020)	1,040	1,030	99.0	15	1.4	525	50.5	15	1.4	10	1.0
Carpenters (472031)	5,800	5,735	98.9	69	1.2	4,455	76.8	45	0.8	245	4.2
Carpet, Floor, & Tile Installers & Finishers (472040)	710	715	100.7	0	0.0	620	87.3	0	0.0	25	3.5
Cement Masons, Concrete Finishers, Etc. (472050)	45	44	97.8	0	0.0	25	55.6	0	0.0	15	33.3
Construction Laborers (472061)	3,240	3,154	97.3	94	2.9	1,570	48.5	55	1.7	265	8.2
Paving, Surfacing, & Tamping Equip. Oper. (472071)	30	30	100.0	0	0.0	20	66.7	0	0.0	10	33.3
Miscellaneous Construction Equip. Oper. (47207X)	550	544	98.9	8	1.5	480	87.3	0	0.0	25	4.5
Drywall Install., Ceil. Tile Install., & Tapers (472080)	275	264	96.0	10	3.6	200	72.7	10	3.6	20	7.3
Electricians (472111)	1,855	1,835	98.9	20	1.1	1,590	85.7	20	1.1	75	4.0
Glaziers (472121)	100	98	98.0	0	0.0	50	50.0	0	0.0	0	0.0
Insulation Workers (472130)	70	65	92.9	0	0.0	30	42.9	0	0.0	20	28.6
Painters, Construction & Maintenance (472141)	3,480	3,360	96.6	125	3.6	1,805	51.9	50	1.4	110	3.2
Paperhangers (472142)	65	39	60.0	25	38.5	35	53.8	25	38.5	0	0.0
Pipelayers, Plumbers, Pipefitters, Etc. (472150)	1,085	1,065	98.2	14	1.3	945	87.1	10	0.9	50	4.6
Plasterers & Stucco Masons (472161)	20	20	100.0	0	0.0	20	100.0	0	0.0	0	0.0
Roofers (472181)	595	589	99.0	0	0.0	375	63.0	0	0.0	85	14.3
Sheet Metal Workers (472211)	435	434	99.8	0	0.0	355	81.6	0	0.0	30	6.9
Iron & Steel Workers (472XXX)	90	88	97.8	0	0.0	60	66.7	0	0.0	4	4.4
Helpers, Construction Trades (473000)	220	219	99.5	0	0.0	115	52.3	0	0.0	20	9.1
Helpers, Construction Trades (473010)	220	219	99.5	0	0.0	115	52.3	0	0.0	20	9.1
Other Construction & Related Workers (474000)	619	621	100.3	0	0.0	525	84.8	0	0.0	34	5.5
Construction & Building Inspectors (474011)	195	200	102.6	0	0.0	175	89.7	0	0.0	0	0.0
Elevator Installers & Repairers (474021)	25	25	100.0	0	0.0	25	100.0	0	0.0	0	0.0
Fence Erectors (474031)	35	35	100.0	0	0.0	20	57.1	0	0.0	0	0.0
Hazardous Materials Removal Workers (474041)	25	24	96.0	0	0.0	10	40.0	0	0.0	10	40.0

**CONNECTICUT OCCUPATIONAL STATISTICS**  
**for Equal Employment Opportunity and Affirmative Action Planning**  
**2000 Census of Population and Housing - Special EEO Tabulation**

**Fairfield County**

Black Non-Hispanic		Hispanic in Any Race				All Other Non-Hispanic				Occupation
Female	%	Male	%	Female	%	Male	%	Female	%	
60	7.0	45	5.3	45	5.3	40	4.7	20	2.3	Computer Operators (439011)
225	12.6	60	3.4	190	10.6	83	4.6	70	3.9	Data Entry Keyers (439021)
75	14.7	4	0.8	80	15.7	0	0.0	25	4.9	Word Processors & Typists (439022)
0	0.0	0	0.0	15	15.8	0	0.0	0	0.0	Desktop Publishers (439031)
50	8.6	0	0.0	44	7.6	10	1.7	0	0.0	Insurance Claims & Policy Proc. Clerks (439041)
40	6.7	19	3.2	4	0.7	24	4.0	64	10.7	Mail Clerks & Mail Mach Oper., Exc. USPS (439051)
425	10.3	55	1.3	280	6.8	49	1.2	90	2.2	Office Clerks, General (439061)
20	16.0	0	0.0	19	15.2	0	0.0	4	3.2	Office Machine Operators, Exc. Computer (439071)
0	0.0	0	0.0	0	0.0	0	0.0	0	0.0	Proofreaders & Copy Markers (439081)
10	9.5	0	0.0	4	3.8	4	3.8	4	3.8	Statistical Assistants (439111)
125	7.9	10	0.6	95	6.0	35	2.2	34	2.1	Office & Admin. Support Workers, All Other (439199)
<b>0</b>	<b>0.0</b>	<b>133</b>	<b>27.4</b>	<b>30</b>	<b>6.2</b>	<b>20</b>	<b>4.1</b>	<b>0</b>	<b>0.0</b>	<b>FARMING, FISHING, &amp; FORESTRY OCCUPATIONS (450000)</b>
0	0.0	4	7.3	0	0.0	0	0.0	0	0.0	Super., Farming, Fishing, & Forestry Wrks (451000)
0	0.0	4	7.3	0	0.0	0	0.0	0	0.0	First-Line Sup./Mgrs. of Farming, Etc. (451010)
0	0.0	115	35.9	30	9.4	0	0.0	0	0.0	Agricultural Workers (452000)
0	0.0	0	0.0	0	0.0	0	0.0	0	0.0	Agricultural Inspectors (452011)
0	0.0	10	50.0	0	0.0	0	0.0	0	0.0	Graders & Sorters, Agricultural Products (452041)
0	0.0	105	35.0	30	10.0	0	0.0	0	0.0	Misc. Agric. Wrks, Incl. Animal Breeders (4520XX)
0	0.0	10	11.8	0	0.0	10	11.8	0	0.0	Fishing & Hunting Workers (453000)
0	0.0	4	16.0	0	0.0	10	40.0	0	0.0	Forest, Conservation, & Logging Workers (454000)
0	0.0	4	40.0	0	0.0	0	0.0	0	0.0	Forest & Conservation Workers (454011)
0	0.0	0	0.0	0	0.0	10	66.7	0	0.0	Logging Workers (454020)
<b>14</b>	<b>0.1</b>	<b>4,302</b>	<b>18.8</b>	<b>127</b>	<b>0.6</b>	<b>1,113</b>	<b>4.9</b>	<b>34</b>	<b>0.1</b>	<b>CONSTRUCTION &amp; EXTRACTION OCCUPATIONS (470000)</b>
0	0.0	225	9.3	25	1.0	80	3.3	0	0.0	Super., Construction & Extraction Workers (471000)
0	0.0	225	9.3	25	1.0	80	3.3	0	0.0	First-Line Sup./Mgrs. of Constr & Extr. Wrks (471011)
14	0.1	3,939	20.2	102	0.5	1,025	5.2	34	0.2	Construction Trades Workers (472000)
0	0.0	4	6.7	0	0.0	0	0.0	0	0.0	Boilermakers (472011)
0	0.0	410	39.4	0	0.0	85	8.2	0	0.0	Brickmasons, Blockmasons, & Stonemasons (472020)
10	0.2	700	12.1	4	0.1	335	5.8	10	0.2	Carpenters (472031)
0	0.0	70	9.9	0	0.0	0	0.0	0	0.0	Carpet, Floor, & Tile Installers & Finishers (472040)
0	0.0	4	8.9	0	0.0	0	0.0	0	0.0	Cement Masons, Concrete Finishers, Etc. (472050)
0	0.0	1,170	36.1	39	1.2	149	4.6	0	0.0	Construction Laborers (472061)
0	0.0	0	0.0	0	0.0	0	0.0	0	0.0	Paving, Surfacing, & Tamping Equip. Oper. (472071)
0	0.0	14	2.5	4	0.7	25	4.5	4	0.7	Miscellaneous Construction Equip. Oper. (47207X)
0	0.0	19	6.9	0	0.0	25	9.1	0	0.0	Drywall Install., Ceil. Tile Install., & Tapers (472080)
0	0.0	115	6.2	0	0.0	55	3.0	0	0.0	Electricians (472111)
0	0.0	40	40.0	0	0.0	8	8.0	0	0.0	Glaziers (472121)
0	0.0	15	21.4	0	0.0	0	0.0	0	0.0	Insulation Workers (472130)
0	0.0	1,170	33.6	55	1.6	275	7.9	20	0.6	Painters, Construction & Maintenance (472141)
0	0.0	4	6.2	0	0.0	0	0.0	0	0.0	Paperhangers (472142)
4	0.4	50	4.6	0	0.0	20	1.8	0	0.0	Pipelayers, Plumbers, Pipefitters, Etc. (472150)
0	0.0	0	0.0	0	0.0	0	0.0	0	0.0	Plasterers & Stucco Masons (472161)
0	0.0	100	16.8	0	0.0	29	4.9	0	0.0	Roofers (472181)
0	0.0	30	6.9	0	0.0	19	4.4	0	0.0	Sheet Metal Workers (472211)
0	0.0	24	26.7	0	0.0	0	0.0	0	0.0	Iron & Steel Workers (472XXX)
0	0.0	80	36.4	0	0.0	4	1.8	0	0.0	Helpers, Construction Trades (473000)
0	0.0	80	36.4	0	0.0	4	1.8	0	0.0	Helpers, Construction Trades (473010)
0	0.0	58	9.4	0	0.0	4	0.6	0	0.0	Other Construction & Related Workers (474000)
0	0.0	25	12.8	0	0.0	0	0.0	0	0.0	Construction & Building Inspectors (474011)
0	0.0	0	0.0	0	0.0	0	0.0	0	0.0	Elevator Installers & Repairers (474021)
0	0.0	15	42.9	0	0.0	0	0.0	0	0.0	Fence Erectors (474031)
0	0.0	4	16.0	0	0.0	0	0.0	0	0.0	Hazardous Materials Removal Workers (474041)

**CONNECTICUT OCCUPATIONAL STATISTICS**  
**for Equal Employment Opportunity and Affirmative Action Planning**  
**2000 Census of Population and Housing - Special EEO Tabulation**

**Fairfield County**

Occupation	Total All Races *	Total Civilian Labor Force				White Non-Hispanic				Black Non-Hispanic	
		Male	%	Female	%	Male	%	Female	%	Male	%
Highway Maintenance Workers (474051)	210	208	99.0	0	0.0	170	81.0	0	0.0	20	9.5
Rail-Track Laying & Maint. Equip. Operators (474061)	4	4	100.0	0	0.0	0	0.0	0	0.0	4	100.0
Septic Tank Serv. & Sewer Pipe Cleaners (474071)	10	10	100.0	0	0.0	10	100.0	0	0.0	0	0.0
Misc. Construction & Rel. Workers (474090)	115	115	100.0	0	0.0	115	100.0	0	0.0	0	0.0
Extraction Workers (475000)	45	45	100.0	0	0.0	45	100.0	0	0.0	0	0.0
Earth Drillers, Except Oil & Gas (475021)	25	25	100.0	0	0.0	25	100.0	0	0.0	0	0.0
Expl. Wrks, Ord. Handling Experts, & Blasters (475031)	0	0	0.0	0	0.0	0	0.0	0	0.0	0	0.0
Mining Machine Operators (475040)	20	20	100.0	0	0.0	20	100.0	0	0.0	0	0.0
Misc. Extraction Workers, Etc. (4750XX)	0	0	0.0	0	0.0	0	0.0	0	0.0	0	0.0
Derrick, Rotary Drill, Etc., Oil, Gas, & Mining (4750YY)	0	0	0.0	0	0.0	0	0.0	0	0.0	0	0.0
<b>INSTALLATION, MAINTENANCE, &amp; REPAIR OCCS. (490000)</b>	<b>11,124</b>	<b>10,682</b>	<b>96.0</b>	<b>392</b>	<b>3.5</b>	<b>7,673</b>	<b>69.0</b>	<b>249</b>	<b>2.2</b>	<b>1,073</b>	<b>9.6</b>
Super. of Installation, Maint., & Repair Wrks. (491000)	785	709	90.3	68	8.7	600	76.4	35	4.5	55	7.0
First-Line Super./Mgrs. of Mechanics, Etc (491011)	785	709	90.3	68	8.7	600	76.4	35	4.5	55	7.0
Elect. & Electronic Equip. Mechanics, Etc. (492000)	1,535	1,385	90.2	141	9.2	1,085	70.7	105	6.8	153	10.0
Computer, ATM, & Office Mach Repairers (492011)	745	628	84.3	112	15.0	450	60.4	90	12.1	85	11.4
Radio & Telecomm. Equip. Install & Repair (492020)	475	449	94.5	25	5.3	335	70.5	15	3.2	60	12.6
Avionics Technicians (492091)	20	20	100.0	0	0.0	20	100.0	0	0.0	0	0.0
Electric Motor, Pwr Tool, & Related Repairers (492092)	55	50	90.9	4	7.3	50	90.9	0	0.0	0	0.0
Electr. Equip. Install & Repair, Motor Veh. (492096)	20	19	95.0	0	0.0	15	75.0	0	0.0	4	20.0
Electr. Home Entert. Equip. Install & Repair (492097)	55	54	98.2	0	0.0	50	90.9	0	0.0	4	7.3
Security & Fire Alarm Systems Installers (492098)	125	125	100.0	0	0.0	125	100.0	0	0.0	0	0.0
Elect/Electr Repr, Ind., Utility, & Transp. Equip. (49209X)	40	40	100.0	0	0.0	40	100.0	0	0.0	0	0.0
Veh. & Mobile Equip. Mechs, Installers (493000)	4,230	4,147	98.0	67	1.6	2,815	66.5	38	0.9	349	8.3
Aircraft Mechanics & Service Techs (493011)	225	184	81.8	40	17.8	140	62.2	15	6.7	4	1.8
Automotive Body & Related Repairers (493021)	455	444	97.6	15	3.3	280	61.5	15	3.3	65	14.3
Automotive Glass Installers & Repairers (493022)	25	25	100.0	0	0.0	25	100.0	0	0.0	0	0.0
Automotive Service Techs & Mechanics (493023)	2,585	2,569	99.4	8	0.3	1,700	65.8	4	0.2	205	7.9
Bus & Truck Mechs & Diesel Eng. Specialists (493031)	500	500	100.0	0	0.0	360	72.0	0	0.0	25	5.0
Heavy Veh. & Mob. Equip. Serv. Techs & Mechs (493040)	225	212	94.2	4	1.8	145	64.4	4	1.8	30	13.3
Small Engine Mechanics (493050)	115	114	99.1	0	0.0	100	87.0	0	0.0	10	8.7
Misc. Veh. & Mob. Equip. Mechs, Etc. (493090)	100	99	99.0	0	0.0	65	65.0	0	0.0	10	10.0
Other Installation, Maint. & Repair Occs (499000)	4,574	4,441	97.1	116	2.5	3,173	69.4	71	1.6	516	11.3
Control & Valve Installers & Repairers (499010)	85	85	100.0	0	0.0	65	76.5	0	0.0	10	11.8
Heating, AC, & Refrig. Mechs & Installers (499021)	960	964	100.4	0	0.0	855	89.1	0	0.0	40	4.2
Home Appliance Repairers (499031)	200	200	100.0	0	0.0	180	90.0	0	0.0	20	10.0
Maintenance & Repair Workers, General (499042)	1,095	1,065	97.3	29	2.6	595	54.3	25	2.3	215	19.6
Maintenance Workers, Machinery (499043)	10	0	0.0	10	100.0	0	0.0	10	100.0	0	0.0
Millwrights (499044)	30	12	40.0	14	46.7	4	13.3	0	0.0	4	13.3
Ind. & Refractory Machinery Mechanics (49904X)	750	713	95.1	28	3.7	485	64.7	20	2.7	50	6.7
Electrical Power-Line Installers & Repairers (499051)	155	154	99.4	0	0.0	100	64.5	0	0.0	15	9.7
Telecomm. Line Installers & Repairers (499052)	390	382	97.9	4	1.0	305	78.2	4	1.0	49	12.6
Precision Instrument & Equip. Repairers (499060)	75	69	92.0	8	10.7	65	86.7	4	5.3	0	0.0
Coin, Vending, & Amuse. Mach Servicers (499091)	55	44	80.0	4	7.3	40	72.7	4	7.3	4	7.3
Locksmiths & Safe Repairers (499094)	30	30	100.0	0	0.0	30	100.0	0	0.0	0	0.0
Manufactured Bldg & Mobile Home Install (499095)	10	10	100.0	0	0.0	10	100.0	0	0.0	0	0.0
Riggers (499096)	4	4	100.0	0	0.0	4	100.0	0	0.0	0	0.0
Helpers--Installation, Maint., & Rep. Wrks (499098)	75	69	92.0	4	5.3	35	46.7	4	5.3	4	5.3
Other Install., Maint., & Rpr. Wrks, Etc. (49909X)	650	640	98.5	15	2.3	400	61.5	0	0.0	105	16.2
<b>PRODUCTION OCCUPATIONS (510000)</b>	<b>26,087</b>	<b>16,466</b>	<b>63.1</b>	<b>9,588</b>	<b>36.8</b>	<b>9,366</b>	<b>35.9</b>	<b>3,759</b>	<b>14.4</b>	<b>1,976</b>	<b>7.6</b>
Supervisors, Production Workers (511000)	2,760	2,070	75.0	695	25.2	1,485	53.8	410	14.9	180	6.5
First-Line Supr./Mgrs. of Prod. & Oper. Wrks (511011)	2,760	2,070	75.0	695	25.2	1,485	53.8	410	14.9	180	6.5
Assemblers & Fabricators (512000)	4,025	1,759	43.7	2,257	56.1	830	20.6	755	18.8	310	7.7



**CONNECTICUT OCCUPATIONAL STATISTICS**  
**for Equal Employment Opportunity and Affirmative Action Planning**  
**2000 Census of Population and Housing - Special EEO Tabulation**

**Fairfield County**

Black Non-Hispanic		Hispanic in Any Race				All Other Non-Hispanic				Occupation
Female	%	Male	%	Female	%	Male	%	Female	%	
0	0.0	14	6.7	0	0.0	4	1.9	0	0.0	Highway Maintenance Workers (474051)
0	0.0	0	0.0	0	0.0	0	0.0	0	0.0	Rail-Track Laying & Maint. Equip. Operators (474061)
0	0.0	0	0.0	0	0.0	0	0.0	0	0.0	Septic Tank Serv. & Sewer Pipe Cleaners (474071)
0	0.0	0	0.0	0	0.0	0	0.0	0	0.0	Misc. Construction & Rel. Workers (474090)
0	0.0	0	0.0	0	0.0	0	0.0	0	0.0	Extraction Workers (475000)
0	0.0	0	0.0	0	0.0	0	0.0	0	0.0	Earth Drillers, Except Oil & Gas (475021)
0	0.0	0	0.0	0	0.0	0	0.0	0	0.0	Expl. Wrkrs, Ord. Handling Experts, & Blasters (475031)
0	0.0	0	0.0	0	0.0	0	0.0	0	0.0	Mining Machine Operators (475040)
0	0.0	0	0.0	0	0.0	0	0.0	0	0.0	Misc. Extraction Workers, Etc. (4750XX)
0	0.0	0	0.0	0	0.0	0	0.0	0	0.0	Derrick, Rotary Drill, Etc., Oil, Gas, & Mining (4750YY)
<b>93</b>	<b>0.8</b>	<b>1,579</b>	<b>14.2</b>	<b>16</b>	<b>0.1</b>	<b>357</b>	<b>3.2</b>	<b>34</b>	<b>0.3</b>	<b>INSTALLATION, MAINTENANCE, &amp; REPAIR OCCS. (490000)</b>
25	3.2	50	6.4	8	1.0	4	0.5	0	0.0	Super. of Installation, Maint., & Repair Wrkrs. (491000)
25	3.2	50	6.4	8	1.0	4	0.5	0	0.0	First-Line Super./Mgrs. of Mechanics, Etc (491011)
14	0.9	99	6.4	8	0.5	48	3.1	14	0.9	Elect. & Electronic Equip. Mechanics, Etc. (492000)
4	0.5	65	8.7	4	0.5	28	3.8	14	1.9	Computer, ATM, & Office Mach Repairers (492011)
10	2.1	34	7.2	0	0.0	20	4.2	0	0.0	Radio & Telecomm. Equip. Install & Repair (492020)
0	0.0	0	0.0	0	0.0	0	0.0	0	0.0	Avionics Technicians (492091)
0	0.0	0	0.0	4	7.3	0	0.0	0	0.0	Electric Motor, Pwr Tool, & Related Repairers (492092)
0	0.0	0	0.0	0	0.0	0	0.0	0	0.0	Electr. Equip. Install & Repair, Motor Veh. (492096)
0	0.0	0	0.0	0	0.0	0	0.0	0	0.0	Electr. Home Entert. Equip. Install & Repair (492097)
0	0.0	0	0.0	0	0.0	0	0.0	0	0.0	Security & Fire Alarm Systems Installers (492098)
0	0.0	0	0.0	0	0.0	0	0.0	0	0.0	Elect/Electr Repr, Ind., Utility, & Transp. Equip. (49209X)
25	0.6	813	19.2	0	0.0	170	4.0	4	0.1	Veh. & Mobile Equip. Mechs, Installers (493000)
25	11.1	25	11.1	0	0.0	15	6.7	0	0.0	Aircraft Mechanics & Service Techs (493011)
0	0.0	80	17.6	0	0.0	19	4.2	0	0.0	Automotive Body & Related Repairers (493021)
0	0.0	0	0.0	0	0.0	0	0.0	0	0.0	Automotive Glass Installers & Repairers (493022)
0	0.0	560	21.7	0	0.0	104	4.0	4	0.2	Automotive Service Techs & Mechanics (493023)
0	0.0	95	19.0	0	0.0	20	4.0	0	0.0	Bus & Truck Mechs & Diesel Eng. Specialists (493031)
0	0.0	29	12.9	0	0.0	8	3.6	0	0.0	Heavy Veh. & Mob. Equip. Serv. Techs & Mechs (493040)
0	0.0	4	3.5	0	0.0	0	0.0	0	0.0	Small Engine Mechanics (493050)
0	0.0	20	20.0	0	0.0	4	4.0	0	0.0	Misc. Veh. & Mob. Equip. Mechs, Etc. (493090)
29	0.6	617	13.5	0	0.0	135	3.0	16	0.3	Other Installation, Maint. & Repair Occs (499000)
0	0.0	10	11.8	0	0.0	0	0.0	0	0.0	Control & Valve Installers & Repairers (499010)
0	0.0	50	5.2	0	0.0	19	2.0	0	0.0	Heating, AC, & Refrig. Mechs & Installers (499021)
0	0.0	0	0.0	0	0.0	0	0.0	0	0.0	Home Appliance Repairers (499031)
0	0.0	200	18.3	0	0.0	55	5.0	4	0.4	Maintenance & Repair Workers, General (499042)
0	0.0	0	0.0	0	0.0	0	0.0	0	0.0	Maintenance Workers, Machinery (499043)
10	33.3	0	0.0	0	0.0	4	13.3	4	13.3	Millwrights (499044)
0	0.0	150	20.0	0	0.0	28	3.7	8	1.1	Ind. & Refractory Machinery Mechanics (49904X)
0	0.0	29	18.7	0	0.0	10	6.5	0	0.0	Electrical Power-Line Installers & Repairers (499051)
0	0.0	24	6.2	0	0.0	4	1.0	0	0.0	Telecomm. Line Installers & Repairers (499052)
4	5.3	4	5.3	0	0.0	0	0.0	0	0.0	Precision Instrument & Equip. Repairers (499060)
0	0.0	0	0.0	0	0.0	0	0.0	0	0.0	Coin, Vending, & Amuse. Mach Servicers (499091)
0	0.0	0	0.0	0	0.0	0	0.0	0	0.0	Locksmiths & Safe Repairers (499094)
0	0.0	0	0.0	0	0.0	0	0.0	0	0.0	Manufactured Blding & Mobile Home Install (499095)
0	0.0	0	0.0	0	0.0	0	0.0	0	0.0	Riggers (499096)
0	0.0	30	40.0	0	0.0	0	0.0	0	0.0	Helpers--Installation, Maint., & Rep. Wrkrs (499098)
15	2.3	120	18.5	0	0.0	15	2.3	0	0.0	Other Install., Maint., & Rpr. Wrkrs, Etc. (49909X)
<b>1,322</b>	<b>5.1</b>	<b>3,534</b>	<b>13.5</b>	<b>3,240</b>	<b>12.4</b>	<b>1,590</b>	<b>6.1</b>	<b>1,267</b>	<b>4.9</b>	<b>PRODUCTION OCCUPATIONS (510000)</b>
80	2.9	295	10.7	135	4.9	110	4.0	70	2.5	Supervisors, Production Workers (511000)
80	2.9	295	10.7	135	4.9	110	4.0	70	2.5	First-Line Supr./Mgrs. of Prod. & Oper. Wrkrs (511011)
305	7.6	350	8.7	728	18.1	269	6.7	469	11.7	Assemblers & Fabricators (512000)

**CONNECTICUT OCCUPATIONAL STATISTICS**  
**for Equal Employment Opportunity and Affirmative Action Planning**  
**2000 Census of Population and Housing - Special EEO Tabulation**

**Fairfield County**

Occupation	Total All Races *	Total Civilian Labor Force				White Non-Hispanic				Black Non-Hispanic	
		Male	%	Female	%	Male	%	Female	%	Male	%
Aircraft Struct., Surf., Rig. Assemblers (512011)	150	65	43.3	82	54.7	35	23.3	40	26.7	20	13.3
Elect., Electr., & Electromech. Assemblers (512020)	1,000	325	32.5	670	67.0	155	15.5	180	18.0	25	2.5
Engine & Other Machine Assemblers (512031)	55	55	100.0	0	0.0	45	81.8	0	0.0	0	0.0
Structural Metal Fabricators & Fitters (512041)	10	10	100.0	0	0.0	10	100.0	0	0.0	0	0.0
Miscellaneous Assemblers & Fabricators (512090)	2,810	1,304	46.4	1,505	53.6	585	20.8	535	19.0	265	9.4
Food Processing Workers (513000)	1,210	872	72.1	342	28.3	439	36.3	144	11.9	160	13.2
Bakers (513011)	675	425	63.0	260	38.5	185	27.4	130	19.3	75	11.1
Butchers/Other Meat, Poultry, Fish Proc Wrks (513020)	390	364	93.3	29	7.4	230	59.0	0	0.0	55	14.1
Food & Tob. Roasting, Etc. Mach Op/Tenders (513091)	20	20	100.0	0	0.0	20	100.0	0	0.0	0	0.0
Food Batchmakers (513092)	105	53	50.5	49	46.7	4	3.8	10	9.5	30	28.6
Food Cooking Machine Operators & Tenders (513093)	20	10	50.0	4	20.0	0	0.0	4	20.0	0	0.0
Metal Workers & Plastic Workers (514000)	5,715	4,494	78.6	1,207	21.1	2,569	45.0	438	7.7	343	6.0
Computer Control Programmers & Operators (514010)	85	79	92.9	4	4.7	40	47.1	4	4.7	0	0.0
Extr. & Drawing Mach Set, Etc, Metal & Plastic (514021)	35	40	114.3	0	0.0	25	71.4	0	0.0	0	0.0
Forging Mach Setters, Etc., Metal & Plastic (514022)	25	14	56.0	10	40.0	0	0.0	0	0.0	0	0.0
Rolling Mach Setters, Etc., Metal & Plastic (514023)	0	0	0.0	0	0.0	0	0.0	0	0.0	0	0.0
Cut, Punch, & Press Mach Set, Etc., M/P (514031)	135	120	88.9	14	10.4	70	51.9	10	7.4	10	7.4
Drill & Boring Mach Tool Setters, Etc., M/P (514032)	50	44	88.0	4	8.0	30	60.0	4	8.0	4	8.0
Grinding, Etc. Mach Tool Setters, Etc., M/P (514033)	140	119	85.0	25	17.9	60	42.9	10	7.1	15	10.7
Lathe & Turning Mach Tool Setters, Etc., M/P (514034)	15	8	53.3	4	26.7	4	26.7	0	0.0	4	26.7
Machinists (514041)	1,250	1,155	92.4	100	8.0	865	69.2	30	2.4	45	3.6
Metal Furnace & Kiln Operators & Tenders (514050)	40	40	100.0	0	0.0	40	100.0	0	0.0	0	0.0
Model Makers & Patternmakers, M/P (514060)	45	45	100.0	0	0.0	45	100.0	0	0.0	0	0.0
Molders & Molding Mach Setters, Etc., M/P (514070)	100	89	89.0	10	10.0	55	55.0	0	0.0	15	15.0
Tool & Die Makers (514111)	450	429	95.3	19	4.2	385	85.6	0	0.0	0	0.0
Welding, Soldering, & Brazing Workers (514120)	700	540	77.1	159	22.7	315	45.0	25	3.6	65	9.3
Heat Treating Equip. Setters, Etc., M/P (514191)	35	34	97.1	0	0.0	15	42.9	0	0.0	15	42.9
Lay-Out Workers, Metal & Plastic (514192)	15	15	100.0	0	0.0	15	100.0	0	0.0	0	0.0
Plating & Coating Mach Setters, Etc., M/P (514193)	70	54	77.1	14	20.0	35	50.0	10	14.3	0	0.0
Tool Grinders, Filers, & Sharpeners (514194)	15	4	26.7	10	66.7	0	0.0	0	0.0	0	0.0
Other Metal & Plastic Workers, Incl. Milling, Etc. (514XXX)	2,510	1,665	66.3	834	33.2	570	22.7	345	13.7	170	6.8
Printing Workers (515000)	1,280	949	74.1	333	26.0	630	49.2	210	16.4	95	7.4
Bookbinders & Bindery Workers (515010)	160	104	65.0	59	36.9	65	40.6	35	21.9	20	12.5
Job Printers (515021)	290	240	82.8	44	15.2	165	56.9	40	13.8	40	13.8
Prepress Technicians & Workers (515022)	295	180	61.0	115	39.0	145	49.2	115	39.0	20	6.8
Printing Machine Operators (515023)	535	425	79.4	115	21.5	255	47.7	20	3.7	15	2.8
Textile, Apparel, & Furnishings Workers (516000)	2,329	965	41.4	1,351	58.0	395	17.0	429	18.4	244	10.5
Laundry & Dry-Cleaning Workers (516011)	655	170	26.0	484	73.9	50	7.6	120	18.3	75	11.5
Pressers, Textile, Garment, & Rel. Materials (516021)	435	233	53.6	200	46.0	35	8.0	15	3.4	125	28.7
Sewing Machine Operators (516031)	715	194	27.1	510	71.3	60	8.4	205	28.7	10	1.4
Shoe & Leather Workers & Repairers (516041)	40	40	100.0	0	0.0	30	75.0	0	0.0	10	25.0
Shoe Machine Operators & Tenders (516042)	0	0	0.0	0	0.0	0	0.0	0	0.0	0	0.0
Tailors, Dressmakers, & Sewers (516050)	245	104	42.4	139	56.7	75	30.6	75	30.6	10	4.1
Textile Bleaching & Dyeing Mach Op/Tenders (516061)	0	0	0.0	0	0.0	0	0.0	0	0.0	0	0.0
Textile Cutting Mach Setters, Opers/Tenders (516062)	10	10	100.0	0	0.0	0	0.0	0	0.0	0	0.0
Textile Knitting & Weaving Mach Setters, Etc. (516063)	4	0	0.0	4	100.0	0	0.0	0	0.0	0	0.0
Textile Winding, Etc. Mach Setters, Op/Tenders (516064)	0	0	0.0	0	0.0	0	0.0	0	0.0	0	0.0
Upholsterers (516093)	155	149	96.1	4	2.6	100	64.5	4	2.6	14	9.0
Misc. Textile, App, & Furn. Wrks, Exc. Upholst (51609X)	70	65	92.9	10	14.3	45	64.3	10	14.3	0	0.0
Woodworkers (517000)	540	468	86.7	79	14.6	349	64.6	55	10.2	39	7.2
Cabinetmakers & Bench Carpenters (517011)	210	195	92.9	20	9.5	150	71.4	20	9.5	10	4.8
Furniture Finishers (517021)	140	140	100.0	0	0.0	100	71.4	0	0.0	10	7.1



**CONNECTICUT OCCUPATIONAL STATISTICS**  
**for Equal Employment Opportunity and Affirmative Action Planning**  
**2000 Census of Population and Housing - Special EEO Tabulation**

**Fairfield County**

Black Non-Hispanic		Hispanic in Any Race				All Other Non-Hispanic				Occupation
Female	%	Male	%	Female	%	Male	%	Female	%	
10	6.7	10	6.7	8	5.3	0	0.0	24	16.0	Aircraft Struct., Surf., Rig. Assemblers (512011)
100	10.0	80	8.0	245	24.5	65	6.5	145	14.5	Elect., Electr., & Electromech. Assemblers (512020)
0	0.0	10	18.2	0	0.0	0	0.0	0	0.0	Engine & Other Machine Assemblers (512031)
0	0.0	0	0.0	0	0.0	0	0.0	0	0.0	Structural Metal Fabricators & Fitters (512041)
195	6.9	250	8.9	475	16.9	204	7.3	300	10.7	Miscellaneous Assemblers & Fabricators (512090)
100	8.3	189	15.6	54	4.5	84	6.9	44	3.6	Food Processing Workers (513000)
65	9.6	140	20.7	40	5.9	25	3.7	25	3.7	Bakers (513011)
25	6.4	35	9.0	4	1.0	44	11.3	0	0.0	Butchers/Other Meat, Poultry, Fish Proc Wrkrs (513020)
0	0.0	0	0.0	0	0.0	0	0.0	0	0.0	Food & Tob. Roasting, Etc. Mach Op/Tenders (513091)
10	9.5	4	3.8	10	9.5	15	14.3	19	18.1	Food Batchmakers (513092)
0	0.0	10	50.0	0	0.0	0	0.0	0	0.0	Food Cooking Machine Operators & Tenders (513093)
169	3.0	1,081	18.9	462	8.1	501	8.8	138	2.4	Metal Workers & Plastic Workers (514000)
0	0.0	4	4.7	0	0.0	35	41.2	0	0.0	Computer Control Programmers & Operators (514010)
0	0.0	0	0.0	0	0.0	15	42.9	0	0.0	Extr. & Drawing Mach Set, Etc, Metal & Plastic (514021)
0	0.0	4	16.0	10	40.0	10	40.0	0	0.0	Forging Mach Setters, Etc., Metal & Plastic (514022)
0	0.0	0	0.0	0	0.0	0	0.0	0	0.0	Rolling Mach Setters, Etc., Metal & Plastic (514023)
0	0.0	20	14.8	4	3.0	20	14.8	0	0.0	Cut, Punch, & Press Mach Set, Etc., M/P (514031)
0	0.0	10	20.0	0	0.0	0	0.0	0	0.0	Drill & Boring Mach Tool Setters, Etc., M/P (514032)
0	0.0	30	21.4	15	10.7	14	10.0	0	0.0	Grinding, Etc. Mach Tool Setters, Etc., M/P (514033)
4	26.7	0	0.0	0	0.0	0	0.0	0	0.0	Lathe & Turning Mach Tool Setters, Etc., M/P (514034)
35	2.8	125	10.0	35	2.8	120	9.6	0	0.0	Machinists (514041)
0	0.0	0	0.0	0	0.0	0	0.0	0	0.0	Metal Furnace & Kiln Operators & Tenders (514050)
0	0.0	0	0.0	0	0.0	0	0.0	0	0.0	Model Makers & Patternmakers, M/P (514060)
0	0.0	15	15.0	10	10.0	4	4.0	0	0.0	Molders & Molding Mach Setters, Etc., M/P (514070)
0	0.0	40	8.9	19	4.2	4	0.9	0	0.0	Tool & Die Makers (514111)
15	2.1	125	17.9	95	13.6	35	5.0	24	3.4	Welding, Soldering, & Brazing Workers (514120)
0	0.0	4	11.4	0	0.0	0	0.0	0	0.0	Heat Treating Equip. Setters, Etc., M/P (514191)
0	0.0	0	0.0	0	0.0	0	0.0	0	0.0	Lay-Out Workers, Metal & Plastic (514192)
0	0.0	19	27.1	4	5.7	0	0.0	0	0.0	Plating & Coating Mach Setters, Etc., M/P (514193)
0	0.0	0	0.0	10	66.7	4	26.7	0	0.0	Tool Grinders, Filers, & Sharpeners (514194)
115	4.6	685	27.3	260	10.4	240	9.6	114	4.5	Other Metal & Plastic Workers, Incl. Milling, Etc. (514XXX)
35	2.7	149	11.6	68	5.3	75	5.9	20	1.6	Printing Workers (515000)
10	6.3	19	11.9	14	8.8	0	0.0	0	0.0	Bookbinders & Bindery Workers (515010)
0	0.0	15	5.2	4	1.4	20	6.9	0	0.0	Job Printers (515021)
0	0.0	15	5.1	0	0.0	0	0.0	0	0.0	Prepress Technicians & Workers (515022)
25	4.7	100	18.7	50	9.3	55	10.3	20	3.7	Printing Machine Operators (515023)
248	10.6	285	12.2	540	23.2	41	1.8	134	5.8	Textile, Apparel, & Furnishings Workers (516000)
115	17.6	35	5.3	220	33.6	10	1.5	29	4.4	Laundry & Dry-Cleaning Workers (516011)
65	14.9	50	11.5	90	20.7	23	5.3	30	6.9	Pressers, Textile, Garment, & Rel. Materials (516021)
60	8.4	120	16.8	190	26.6	4	0.6	55	7.7	Sewing Machine Operators (516031)
0	0.0	0	0.0	0	0.0	0	0.0	0	0.0	Shoe & Leather Workers & Repairers (516041)
0	0.0	0	0.0	0	0.0	0	0.0	0	0.0	Shoe Machine Operators & Tenders (516042)
4	1.6	15	6.1	40	16.3	4	1.6	20	8.2	Tailors, Dressmakers, & Sewers (516050)
0	0.0	0	0.0	0	0.0	0	0.0	0	0.0	Textile Bleaching & Dyeing Mach Op/Tenders (516061)
0	0.0	10	100.0	0	0.0	0	0.0	0	0.0	Textile Cutting Mach Setters, Opers/Tenders (516062)
4	100.0	0	0.0	0	0.0	0	0.0	0	0.0	Textile Knitting & Weaving Mach Setters, Etc. (516063)
0	0.0	0	0.0	0	0.0	0	0.0	0	0.0	Textile Winding, Etc. Mach Setters, Op/Tenders (516064)
0	0.0	35	22.6	0	0.0	0	0.0	0	0.0	Upholsterers (516093)
0	0.0	20	28.6	0	0.0	0	0.0	0	0.0	Misc. Textile, App, & Furn. Wrkrs, Exc. Upholst (51609X)
0	0.0	70	13.0	14	2.6	10	1.9	10	1.9	Woodworkers (517000)
0	0.0	35	16.7	0	0.0	0	0.0	0	0.0	Cabinetmakers & Bench Carpenters (517011)
0	0.0	20	14.3	0	0.0	10	7.1	0	0.0	Furniture Finishers (517021)

**CONNECTICUT OCCUPATIONAL STATISTICS**  
**for Equal Employment Opportunity and Affirmative Action Planning**  
**2000 Census of Population and Housing - Special EEO Tabulation**

**Fairfield County**

Occupation	Total All Races *	Total Civilian Labor Force				White Non-Hispanic				Black Non-Hispanic	
		Male	%	Female	%	Male	%	Female	%	Male	%
Sawing Mach Setters, Opers, & Tenders, Wood (517041)	25	4	16.0	20	80.0	4	16.0	10	40.0	0	0.0
Woodwork Mach Setters, Op/Tenders, Exc. Sawing (517042)	40	15	37.5	29	72.5	0	0.0	15	37.5	15	37.5
Misc. Woodworkers (5170XX)	125	114	91.2	10	8.0	95	76.0	10	8.0	4	3.2
Plant & System Operators (518000)	355	348	98.0	0	0.0	270	76.1	0	0.0	40	11.3
Power Plant Operators, Distr, & Dispatchers (518010)	60	55	91.7	0	0.0	35	58.3	0	0.0	10	16.7
Stationary Engineers & Boiler Operators (518021)	215	214	99.5	0	0.0	180	83.7	0	0.0	30	14.0
Water & Liq Waste Treat Plant & Sys. Opers (518031)	65	65	100.0	0	0.0	55	84.6	0	0.0	0	0.0
Miscellaneous Plant & System Operators (518090)	15	14	93.3	0	0.0	0	0.0	0	0.0	0	0.0
Other Production Occupations (519000)	7,873	4,541	57.7	3,324	42.2	2,399	30.5	1,318	16.7	565	7.2
Chem. Proc. Mach Setters, Ops, & Tenders (519010)	75	60	80.0	20	26.7	10	13.3	20	26.7	15	20.0
Crushing, Grinding, Etc. Workers (519020)	225	204	90.7	19	8.4	90	40.0	15	6.7	50	22.2
Cutting Workers (519030)	95	69	72.6	25	26.3	30	31.6	15	15.8	10	10.5
Extruding, Form, Press Mach Setters, Opers (519041)	40	20	50.0	20	50.0	0	0.0	20	50.0	0	0.0
Furnace, Kiln, Oven, Drier, & Kettle Op/Tenders (519051)	20	8	40.0	10	50.0	4	20.0	0	0.0	0	0.0
Inspectors, Testers, Sorters, Samplers, Weighers (519061)	2,460	1,235	50.2	1,219	49.6	830	33.7	610	24.8	155	6.3
Jewelers & Precious Stone & Metal Workers (519071)	80	45	56.3	35	43.8	35	43.8	15	18.8	0	0.0
Medical, Dental, & Ophthalmic Laboratory Techns (519080)	295	209	70.8	84	28.5	165	55.9	30	10.2	10	3.4
Packaging & Filling Mach Operators & Tenders (519111)	660	200	30.3	455	68.9	60	9.1	60	9.1	10	1.5
Painting Workers (519120)	310	285	91.9	30	9.7	115	37.1	15	4.8	35	11.3
Photog Process Wrkrs & Processing Mach Ops (519130)	270	184	68.1	80	29.6	150	55.6	60	22.2	30	11.1
Cementing & Gluing Machine Ops & Tenders (519191)	15	10	66.7	10	66.7	0	0.0	0	0.0	10	66.7
Cleaning, Washing, & Metal Pickling Eq Op/Tenders (519192)	4	0	0.0	4	100.0	0	0.0	4	100.0	0	0.0
Etchers & Engravers (519194)	45	40	88.9	10	22.2	15	33.3	10	22.2	0	0.0
Molders, Shapers, & Casters, Exc Metal & Plastic (519195)	95	90	94.7	4	4.2	70	73.7	4	4.2	0	0.0
Paper Goods Machine Setters, Op/Tenders (519196)	65	45	69.2	15	23.1	0	0.0	0	0.0	15	23.1
Tire Builders (519197)	4	4	100.0	0	0.0	0	0.0	0	0.0	0	0.0
Helpers - Production Workers (519198)	140	113	80.7	30	21.4	35	25.0	10	7.1	10	7.1
Other Production Workers (5191XX)	2,975	1,720	57.8	1,254	42.2	790	26.6	430	14.5	215	7.2
<b>TRANSP. &amp; MATERIAL MOVING OCCUPATIONS (530000)</b>	<b>16,379</b>	<b>13,821</b>	<b>84.4</b>	<b>2,517</b>	<b>15.4</b>	<b>8,029</b>	<b>49.0</b>	<b>1,175</b>	<b>7.2</b>	<b>2,693</b>	<b>16.4</b>
Super., Transportation & Material Moving Wrkrs (531000)	505	410	81.2	88	17.4	290	57.4	45	8.9	40	7.9
Air Transportation Workers (532000)	520	464	89.2	55	10.6	460	88.5	40	7.7	0	0.0
Aircraft Pilots & Flight Engineers (532010)	465	420	90.3	45	9.7	420	90.3	30	6.5	0	0.0
Air Traffic Control & Airfield Ops Specialists (532020)	55	44	80.0	10	18.2	40	72.7	10	18.2	0	0.0
Motor Vehicle Operators (533000)	8,515	7,671	90.1	822	9.7	4,525	53.1	470	5.5	1,584	18.6
Bus Drivers (533020)	1,315	813	61.8	494	37.6	385	29.3	305	23.2	339	25.8
Driver/Sales Workers & Truck Drivers (533030)	5,685	5,469	96.2	215	3.8	3,595	63.2	135	2.4	840	14.8
Taxi Drivers & Chauffeurs (533041)	1,435	1,320	92.0	103	7.2	500	34.8	30	2.1	385	26.8
Misc. Motor Vehicle Opers, Incl. Amb. Drivers (5330XX)	80	69	86.3	10	12.5	45	56.3	0	0.0	20	25.0
Rail Transportation Workers (534000)	95	95	100.0	0	0.0	85	89.5	0	0.0	10	10.5
Locomotive Engineers & Operators (534010)	30	30	100.0	0	0.0	20	66.7	0	0.0	10	33.3
Railroad Brake, Signal, & Switch Operators (534021)	0	0	0.0	0	0.0	0	0.0	0	0.0	0	0.0
Railroad Conductors & Yardmasters (534031)	30	30	100.0	0	0.0	30	100.0	0	0.0	0	0.0
Subway, Streetcar, & Other Rail Transp. Workers (5340XX)	35	35	100.0	0	0.0	35	100.0	0	0.0	0	0.0
Water Transportation Workers (535000)	90	88	97.8	0	0.0	80	88.9	0	0.0	0	0.0
Sailors & Marine Oilers (535011)	25	25	100.0	0	0.0	25	100.0	0	0.0	0	0.0
Ship & Boat Captains & Operators (535020)	40	38	95.0	0	0.0	30	75.0	0	0.0	0	0.0
Ship Engineers (535031)	25	25	100.0	0	0.0	25	100.0	0	0.0	0	0.0
Other Transportation Workers (536000)	545	490	89.9	54	9.9	275	50.5	30	5.5	70	12.8
Parking Lot Attendants (536021)	130	125	96.2	10	7.7	25	19.2	0	0.0	30	23.1
Service Station Attendants (536031)	340	300	88.2	34	10.0	205	60.3	20	5.9	30	8.8
Transportation Inspectors (536051)	60	50	83.3	10	16.7	30	50.0	10	16.7	10	16.7
Misc. Transportation Workers (5360XX)	15	15	100.0	0	0.0	15	100.0	0	0.0	0	0.0

**CONNECTICUT OCCUPATIONAL STATISTICS**  
**for Equal Employment Opportunity and Affirmative Action Planning**  
**2000 Census of Population and Housing - Special EEO Tabulation**

**Fairfield County**

Black Non-Hispanic		Hispanic in Any Race				All Other Non-Hispanic				Occupation
Female	%	Male	%	Female	%	Male	%	Female	%	
0	0.0	0	0.0	0	0.0	0	0.0	10	40.0	Sawing Mach Setters, Opers, & Tenders, Wood (517041)
0	0.0	0	0.0	14	35.0	0	0.0	0	0.0	Woodwork Mach Setters, Op/Tenders, Exc. Sawing (517042)
0	0.0	15	12.0	0	0.0	0	0.0	0	0.0	Misc. Woodworkers (5170XX)
0	0.0	24	6.8	0	0.0	14	3.9	0	0.0	Plant & System Operators (518000)
0	0.0	0	0.0	0	0.0	10	16.7	0	0.0	Power Plant Operators, Distr, & Dispatchers (518010)
0	0.0	4	1.9	0	0.0	0	0.0	0	0.0	Stationary Engineers & Boiler Operators (518021)
0	0.0	10	15.4	0	0.0	0	0.0	0	0.0	Water & Liq Waste Treat Plant & Sys. Opers (518031)
0	0.0	10	66.7	0	0.0	4	26.7	0	0.0	Miscellaneous Plant & System Operators (518090)
385	4.9	1,091	13.9	1,239	15.7	486	6.2	382	4.9	Other Production Occupations (519000)
0	0.0	25	33.3	0	0.0	10	13.3	0	0.0	Chem. Proc. Mach Setters, Ops, & Tenders (519010)
0	0.0	50	22.2	4	1.8	14	6.2	0	0.0	Crushing, Grinding, Etc. Workers (519020)
0	0.0	19	20.0	10	10.5	10	10.5	0	0.0	Cutting Workers (519030)
0	0.0	10	25.0	0	0.0	10	25.0	0	0.0	Extruding, Form, Press Mach Setters, Opers (519041)
0	0.0	0	0.0	10	50.0	4	20.0	0	0.0	Furnace, Kiln, Oven, Drier, & Kettle Op/Tenders (519051)
85	3.5	135	5.5	335	13.6	115	4.7	189	7.7	Inspectors, Testers, Sorters, Samplers, Weighers (519061)
0	0.0	10	12.5	10	12.5	0	0.0	10	12.5	Jewelers & Precious Stone & Metal Workers (519071)
10	3.4	30	10.2	25	8.5	4	1.4	19	6.4	Medical, Dental, & Ophthalmic Laboratory Techns (519080)
55	8.3	100	15.2	285	43.2	30	4.5	55	8.3	Packaging & Filling Mach Operators & Tenders (519111)
0	0.0	100	32.3	15	4.8	35	11.3	0	0.0	Painting Workers (519120)
20	7.4	4	1.5	0	0.0	0	0.0	0	0.0	Photog Process Wrkrs & Processing Mach Ops (519130)
0	0.0	0	0.0	10	66.7	0	0.0	0	0.0	Cementing & Gluing Machine Ops & Tenders (519191)
0	0.0	0	0.0	0	0.0	0	0.0	0	0.0	Cleaning, Washing, & Metal Pickling Eq Op/Tenders (519192)
0	0.0	25	55.6	0	0.0	0	0.0	0	0.0	Etchers & Engravers (519194)
0	0.0	20	21.1	0	0.0	0	0.0	0	0.0	Molders, Shapers, & Casters, Exc Metal & Plastic (519195)
0	0.0	10	15.4	15	23.1	20	30.8	0	0.0	Paper Goods Machine Setters, Op/Tenders (519196)
0	0.0	4	100.0	0	0.0	0	0.0	0	0.0	Tire Builders (519197)
10	7.1	44	31.4	0	0.0	24	17.1	10	7.1	Helpers - Production Workers (519198)
205	6.9	505	17.0	520	17.5	210	7.1	99	3.3	Other Production Workers (5191XX)
<b>524</b>	<b>3.2</b>	<b>2,402</b>	<b>14.7</b>	<b>725</b>	<b>4.4</b>	<b>697</b>	<b>4.3</b>	<b>93</b>	<b>0.6</b>	<b>TRANSP. &amp; MATERIAL MOVING OCCUPATIONS (530000)</b>
35	6.9	70	13.9	0	0.0	10	2.0	8	1.6	Super., Transportation & Material Moving Wrkrs (531000)
15	2.9	0	0.0	0	0.0	4	0.8	0	0.0	Air Transportation Workers (532000)
15	3.2	0	0.0	0	0.0	0	0.0	0	0.0	Aircraft Pilots & Flight Engineers (532010)
0	0.0	0	0.0	0	0.0	4	7.3	0	0.0	Air Traffic Control & Airfield Ops Specialists (532020)
235	2.8	1,195	14.0	93	1.1	367	4.3	24	0.3	Motor Vehicle Operators (533000)
150	11.4	85	6.5	29	2.2	4	0.3	10	0.8	Bus Drivers (533020)
50	0.9	800	14.1	30	0.5	234	4.1	0	0.0	Driver/Sales Workers & Truck Drivers (533030)
35	2.4	310	21.6	24	1.7	125	8.7	14	1.0	Taxi Drivers & Chauffeurs (533041)
0	0.0	0	0.0	10	12.5	4	5.0	0	0.0	Misc. Motor Vehicle Opers, Incl. Amb. Drivers (5330XX)
0	0.0	0	0.0	0	0.0	0	0.0	0	0.0	Rail Transportation Workers (534000)
0	0.0	0	0.0	0	0.0	0	0.0	0	0.0	Locomotive Engineers & Operators (534010)
0	0.0	0	0.0	0	0.0	0	0.0	0	0.0	Railroad Brake, Signal, & Switch Operators (534021)
0	0.0	0	0.0	0	0.0	0	0.0	0	0.0	Railroad Conductors & Yardmasters (534031)
0	0.0	0	0.0	0	0.0	0	0.0	0	0.0	Subway, Streetcar, & Other Rail Transp. Workers (5340XX)
0	0.0	4	4.4	0	0.0	4	4.4	0	0.0	Water Transportation Workers (535000)
0	0.0	0	0.0	0	0.0	0	0.0	0	0.0	Sailors & Marine Oilers (535011)
0	0.0	4	10.0	0	0.0	4	10.0	0	0.0	Ship & Boat Captains & Operators (535020)
0	0.0	0	0.0	0	0.0	0	0.0	0	0.0	Ship Engineers (535031)
0	0.0	100	18.3	14	2.6	45	8.3	10	1.8	Other Transportation Workers (536000)
0	0.0	70	53.8	10	7.7	0	0.0	0	0.0	Parking Lot Attendants (536021)
0	0.0	20	5.9	4	1.2	45	13.2	10	2.9	Service Station Attendants (536031)
0	0.0	10	16.7	0	0.0	0	0.0	0	0.0	Transportation Inspectors (536051)
0	0.0	0	0.0	0	0.0	0	0.0	0	0.0	Misc. Transportation Workers (5360XX)

**CONNECTICUT OCCUPATIONAL STATISTICS**  
**for Equal Employment Opportunity and Affirmative Action Planning**  
**2000 Census of Population and Housing - Special EEO Tabulation**

**Fairfield County**

Occupation	Total All Races *	Total Civilian Labor Force				White Non-Hispanic				Black Non-Hispanic	
		Male	%	Female	%	Male	%	Female	%	Male	%
Material Moving Workers (537000)	6,109	4,603	75.3	1,498	24.5	2,314	37.9	590	9.7	989	16.2
Crane & Tower Operators (537021)	55	55	100.0	0	0.0	55	100.0	0	0.0	0	0.0
Dredge, Excavating, & Loading Mach Op (537030)	190	189	99.5	0	0.0	150	78.9	0	0.0	0	0.0
Hoist & Winch Operators (537041)	4	4	100.0	0	0.0	4	100.0	0	0.0	0	0.0
Industrial Truck & Tractor Operators (537051)	410	385	93.9	25	6.1	180	43.9	15	3.7	105	25.6
Cleaners of Vehicles & Equipment (537061)	705	624	88.5	79	11.2	200	28.4	30	4.3	120	17.0
Laborers & Freight, Stock, & Mat. Movers, Hand (537062)	3,110	2,539	81.6	569	18.3	1,280	41.2	315	10.1	655	21.1
Machine Feeders & Offbearers (537063)	55	19	34.5	34	61.8	15	27.3	15	27.3	4	7.3
Packers & Packagers, Hand (537064)	1,180	394	33.4	783	66.4	155	13.1	215	18.2	35	3.0
Pumping Station Operators (537070)	0	0	0.0	0	0.0	0	0.0	0	0.0	0	0.0
Refuse & Recyclable Material Collectors (537081)	305	309	101.3	0	0.0	220	72.1	0	0.0	50	16.4
Misc. Material Moving Wrks (537XXX)	95	85	89.5	8	8.4	55	57.9	0	0.0	20	21.1
<b>Unemployed, No Civilian Work Experience Since 1995</b>	<b>2,615</b>	<b>1,155</b>	<b>44.2</b>	<b>1,459</b>	<b>55.8</b>	<b>570</b>	<b>21.8</b>	<b>630</b>	<b>24.1</b>	<b>275</b>	<b>10.5</b>

**CONNECTICUT OCCUPATIONAL STATISTICS**  
**for Equal Employment Opportunity and Affirmative Action Planning**  
**2000 Census of Population and Housing - Special EEO Tabulation**

**Fairfield County**

Black Non-Hispanic		Hispanic in Any Race				All Other Non-Hispanic				Occupation
Female	%	Male	%	Female	%	Male	%	Female	%	
239	3.9	1,033	16.9	618	10.1	267	4.4	51	0.8	Material Moving Workers (537000)
0	0.0	0	0.0	0	0.0	0	0.0	0	0.0	Crane & Tower Operators (537021)
0	0.0	24	12.6	0	0.0	15	7.9	0	0.0	Dredge, Excavating, & Loading Mach Op (537030)
0	0.0	0	0.0	0	0.0	0	0.0	0	0.0	Hoist & Winch Operators (537041)
0	0.0	65	15.9	10	2.4	35	8.5	0	0.0	Industrial Truck & Tractor Operators (537051)
25	3.5	265	37.6	20	2.8	39	5.5	4	0.6	Cleaners of Vehicles & Equipment (537061)
90	2.9	440	14.1	125	4.0	164	5.3	39	1.3	Laborers & Freight, Stock, & Mat. Movers, Hand (537062)
15	27.3	0	0.0	4	7.3	0	0.0	0	0.0	Machine Feeders & Offbearers (537063)
105	8.9	200	16.9	455	38.6	4	0.3	8	0.7	Packers & Packagers, Hand (537064)
0	0.0	0	0.0	0	0.0	0	0.0	0	0.0	Pumping Station Operators (537070)
0	0.0	29	9.5	0	0.0	10	3.3	0	0.0	Refuse & Recyclable Material Collectors (537081)
4	4.2	10	10.5	4	4.2	0	0.0	0	0.0	Misc. Material Moving Wrkrs (537XXX)
<b>250</b>	<b>9.6</b>	<b>230</b>	<b>8.8</b>	<b>460</b>	<b>17.6</b>	<b>80</b>	<b>3.1</b>	<b>119</b>	<b>4.6</b>	<b>Unemployed, No Civilian Work Experience Since 1995</b>



2000

*Connecticut*

*Occupational*

*Statistics*

*LITCHFIELD*

*County*

**CONNECTICUT OCCUPATIONAL STATISTICS**  
**for Equal Employment Opportunity and Affirmative Action Planning**  
**2000 Census of Population and Housing - Special EEO Tabulation**

**Litchfield County**

Occupation	Total All Races *	Total Civilian Labor Force				White Non-Hispanic				Black Non-Hispanic	
		Male	%	Female	%	Male	%	Female	%	Male	%
<b>Total Civilian Labor Force</b>	<b>99,483</b>	<b>53,076</b>	<b>53.4</b>	<b>46,234</b>	<b>46.5</b>	<b>50,314</b>	<b>50.6</b>	<b>43,862</b>	<b>44.1</b>	<b>581</b>	<b>0.6</b>
<b>MGMT., BUSINESS, &amp; FIN. OCCS. (110000)</b>	<b>13,445</b>	<b>7,988</b>	<b>59.4</b>	<b>5,469</b>	<b>40.7</b>	<b>7,706</b>	<b>57.3</b>	<b>5,250</b>	<b>39.0</b>	<b>70</b>	<b>0.5</b>
<b>Management Occupations (110001)</b>	<b>9,180</b>	<b>5,937</b>	<b>64.7</b>	<b>3,260</b>	<b>35.5</b>	<b>5,738</b>	<b>62.5</b>	<b>3,103</b>	<b>33.8</b>	<b>29</b>	<b>0.3</b>
Top Executives (111000)	1,675	1,299	77.6	368	22.0	1,265	75.5	344	20.5	0	0.0
Chief Executives (111011)	1,010	809	80.1	200	19.8	805	79.7	200	19.8	0	0.0
General & Operations Mgrs. (111021)	650	480	73.8	164	25.2	450	69.2	140	21.5	0	0.0
Legislators (111031)	15	10	66.7	4	26.7	10	66.7	4	26.7	0	0.0
Advert., Marketing, Promo., Pub. Rel. (112000)	860	543	63.1	315	36.6	514	59.8	315	36.6	10	1.2
Advertising & Promotions Mgrs. (112011)	50	30	60.0	15	30.0	30	60.0	15	30.0	0	0.0
Marketing & Sales Mgrs. (112020)	795	509	64.0	285	35.8	480	60.4	285	35.8	10	1.3
Public Relations Mgrs. (112031)	15	4	26.7	15	100.0	4	26.7	15	100.0	0	0.0
Operations Specialties Mgrs. (113000)	2,200	1,278	58.1	929	42.2	1,260	57.3	905	41.1	0	0.0
Administrative Services Mgrs. (113011)	140	90	64.3	50	35.7	90	64.3	40	28.6	0	0.0
Computer & Info. Systems Mgrs. (113021)	240	155	64.6	85	35.4	155	64.6	85	35.4	0	0.0
Financial Managers (113031)	840	389	46.3	450	53.6	385	45.8	440	52.4	0	0.0
Human Resources Mgrs. (113040)	345	125	36.2	219	63.5	125	36.2	215	62.3	0	0.0
Industrial Production Mgrs. (113051)	390	324	83.1	70	17.9	310	79.5	70	17.9	0	0.0
Purchasing Managers (113061)	150	105	70.0	45	30.0	105	70.0	45	30.0	0	0.0
Transp., Storage, & Dist. Mgrs. (113071)	95	90	94.7	10	10.5	90	94.7	10	10.5	0	0.0
Other Management Occupations (119000)	4,445	2,817	63.4	1,648	37.1	2,699	60.7	1,539	34.6	19	0.4
Farm, Ranch, & Other Agric. Mgrs. (119011)	90	50	55.6	40	44.4	50	55.6	40	44.4	0	0.0
Farmers & Ranchers (119012)	185	155	83.8	35	18.9	155	83.8	35	18.9	0	0.0
Construction Managers (119021)	505	490	97.0	20	4.0	465	92.1	20	4.0	15	3.0
Education Administrators (119030)	600	255	42.5	344	57.3	255	42.5	330	55.0	0	0.0
Engineering Managers (119041)	180	180	100.0	0	0.0	170	94.4	0	0.0	0	0.0
Food Service Managers (119051)	460	265	57.6	194	42.2	230	50.0	165	35.9	0	0.0
Funeral Directors (119061)	50	35	70.0	15	30.0	35	70.0	15	30.0	0	0.0
Gaming Managers (119071)	10	0	0.0	10	100.0	0	0.0	10	100.0	0	0.0
Lodging Managers (119081)	105	63	60.0	44	41.9	55	52.4	40	38.1	4	3.8
Medical & Health Services Mgrs. (119111)	345	110	31.9	239	69.3	110	31.9	215	62.3	0	0.0
Natural Sciences Managers (119121)	10	4	40.0	4	40.0	0	0.0	4	40.0	0	0.0
Postmasters & Mail Superintendents (119131)	15	4	26.7	10	66.7	4	26.7	10	66.7	0	0.0
Prop., Real Est., & Comm. Assoc. Mgrs. (119141)	230	155	67.4	80	34.8	155	67.4	80	34.8	0	0.0
Social & Community Service Managers (119151)	170	35	20.6	134	78.8	35	20.6	130	76.5	0	0.0
Managers, All Other (119199)	1,490	1,016	68.2	479	32.1	980	65.8	445	29.9	0	0.0
<b>Business &amp; Financial Oper. Occs. (130001)</b>	<b>4,265</b>	<b>2,051</b>	<b>48.1</b>	<b>2,209</b>	<b>51.8</b>	<b>1,968</b>	<b>46.1</b>	<b>2,147</b>	<b>50.3</b>	<b>41</b>	<b>1.0</b>
Business Operations Specialists (131000)	2,275	1,112	48.9	1,163	51.1	1,059	46.5	1,149	50.5	33	1.5
Agents & Bus. Mgrs. of Artists, Etc. (131011)	20	4	20.0	15	75.0	4	20.0	15	75.0	0	0.0
Purch. Agts & Buyers, Farm Prod. (131021)	15	15	100.0	0	0.0	15	100.0	0	0.0	0	0.0
Whsle & Ret. Buyers, Exc. Farm Prod. (131022)	85	25	29.4	60	70.6	15	17.6	60	70.6	10	11.8
Purch. Agts, Exc. Whsle, Ret., Etc. (131023)	355	130	36.6	230	64.8	110	31.0	230	64.8	0	0.0
Claims Adj., Appr., Examiners, & Invest. (131030)	240	139	57.9	105	43.8	135	56.3	105	43.8	4	1.7
Compliance Officers, Exc. Agri., Etc. (131041)	85	60	70.6	24	28.2	45	52.9	20	23.5	15	17.6
Cost Estimators (131051)	85	75	88.2	4	4.7	75	88.2	4	4.7	0	0.0
Human Res., Training, & Labor Rel. Spec. (131070)	570	235	41.2	335	58.8	235	41.2	335	58.8	0	0.0
Logisticians (131081)	25	10	40.0	15	60.0	10	40.0	15	60.0	0	0.0
Management Analysts (131111)	545	319	58.5	225	41.3	315	57.8	215	39.4	4	0.7
Meeting & Convention Planners (131121)	45	10	22.2	35	77.8	10	22.2	35	77.8	0	0.0
Other Business Operations Specialists (1311XX)	205	90	43.9	115	56.1	90	43.9	115	56.1	0	0.0
Financial Specialists (132000)	1,990	939	47.2	1,046	52.6	909	45.7	998	50.2	8	0.4
Accountants & Auditors (132011)	1,170	603	51.5	563	48.1	585	50.0	525	44.9	4	0.3
Appraisers & Assessors of Real Estate (132021)	55	15	27.3	40	72.7	15	27.3	40	72.7	0	0.0



**CONNECTICUT OCCUPATIONAL STATISTICS**  
**for Equal Employment Opportunity and Affirmative Action Planning**  
**2000 Census of Population and Housing - Special EEO Tabulation**

**Litchfield County**

Black Non-Hispanic		Hispanic in Any Race				All Other Non-Hispanic				Occupation
Female	%	Male	%	Female	%	Male	%	Female	%	
530	0.5	1,126	1.1	859	0.9	1,055	1.1	983	1.0	<b>Total Civilian Labor Force</b>
46	0.3	99	0.7	76	0.6	113	0.8	97	0.7	<b>MGMT., BUSINESS, &amp; FIN. OCCS. (110000)</b>
36	0.4	77	0.8	36	0.4	93	1.0	85	0.9	<b>Management Occupations (110001)</b>
4	0.2	20	1.2	10	0.6	14	0.8	10	0.6	Top Executives (111000)
0	0.0	0	0.0	0	0.0	4	0.4	0	0.0	Chief Executives (111011)
4	0.6	20	3.1	10	1.5	10	1.5	10	1.5	General & Operations Mgrs. (111021)
0	0.0	0	0.0	0	0.0	0	0.0	0	0.0	Legislators (111031)
0	0.0	15	1.7	0	0.0	4	0.5	0	0.0	Advert., Marketing., Promo., Pub. Rel. (112000)
0	0.0	0	0.0	0	0.0	0	0.0	0	0.0	Advertising & Promotions Mgrs. (112011)
0	0.0	15	1.9	0	0.0	4	0.5	0	0.0	Marketing & Sales Mgrs. (112020)
0	0.0	0	0.0	0	0.0	0	0.0	0	0.0	Public Relations Mgrs. (112031)
0	0.0	14	0.6	4	0.2	4	0.2	20	0.9	Operations Specialties Mgrs. (113000)
0	0.0	0	0.0	0	0.0	0	0.0	10	7.1	Administrative Services Mgrs. (113011)
0	0.0	0	0.0	0	0.0	0	0.0	0	0.0	Computer & Info. Systems Mgrs. (113021)
0	0.0	0	0.0	0	0.0	4	0.5	10	1.2	Financial Managers (113031)
0	0.0	0	0.0	4	1.2	0	0.0	0	0.0	Human Resources Mgrs. (113040)
0	0.0	14	3.6	0	0.0	0	0.0	0	0.0	Industrial Production Mgrs. (113051)
0	0.0	0	0.0	0	0.0	0	0.0	0	0.0	Purchasing Managers (113061)
0	0.0	0	0.0	0	0.0	0	0.0	0	0.0	Transp., Storage, & Dist. Mgrs. (113071)
32	0.7	28	0.6	22	0.5	71	1.6	55	1.2	Other Management Occupations (119000)
0	0.0	0	0.0	0	0.0	0	0.0	0	0.0	Farm, Ranch, & Other Agric. Mgrs. (119011)
0	0.0	0	0.0	0	0.0	0	0.0	0	0.0	Farmers & Ranchers (119012)
0	0.0	10	2.0	0	0.0	0	0.0	0	0.0	Construction Managers (119021)
0	0.0	0	0.0	4	0.7	0	0.0	10	1.7	Education Administrators (119030)
0	0.0	10	5.6	0	0.0	0	0.0	0	0.0	Engineering Managers (119041)
4	0.9	0	0.0	0	0.0	35	7.6	25	5.4	Food Service Managers (119051)
0	0.0	0	0.0	0	0.0	0	0.0	0	0.0	Funeral Directors (119061)
0	0.0	0	0.0	0	0.0	0	0.0	0	0.0	Gaming Managers (119071)
4	3.8	4	3.8	0	0.0	0	0.0	0	0.0	Lodging Managers (119081)
10	2.9	0	0.0	4	1.2	0	0.0	10	2.9	Medical & Health Services Mgrs. (119111)
0	0.0	0	0.0	0	0.0	4	40.0	0	0.0	Natural Sciences Managers (119121)
0	0.0	0	0.0	0	0.0	0	0.0	0	0.0	Postmasters & Mail Superintendents (119131)
0	0.0	0	0.0	0	0.0	0	0.0	0	0.0	Prop., Real Est., & Comm. Assoc. Mgrs. (119141)
4	2.4	0	0.0	0	0.0	0	0.0	0	0.0	Social & Community Service Managers (119151)
10	0.7	4	0.3	14	0.9	32	2.1	10	0.7	Managers, All Other (119199)
10	0.2	22	0.5	40	0.9	20	0.5	12	0.3	<b>Business &amp; Financial Oper. Occs. (130001)</b>
0	0.0	10	0.4	10	0.4	10	0.4	4	0.2	Business Operations Specialists (131000)
0	0.0	0	0.0	0	0.0	0	0.0	0	0.0	Agents & Bus. Mgrs. of Artists, Etc. (131011)
0	0.0	0	0.0	0	0.0	0	0.0	0	0.0	Purch. Agts & Buyers, Farm Prod. (131021)
0	0.0	0	0.0	0	0.0	0	0.0	0	0.0	Whsle & Ret. Buyers, Exc. Farm Prod. (131022)
0	0.0	10	2.8	0	0.0	10	2.8	0	0.0	Purch. Agts, Exc. Whsle, Ret., Etc. (131023)
0	0.0	0	0.0	0	0.0	0	0.0	0	0.0	Claims Adj., Appr., Examiners, & Invest. (131030)
0	0.0	0	0.0	0	0.0	0	0.0	4	4.7	Compliance Officers, Exc. Agri., Etc. (131041)
0	0.0	0	0.0	0	0.0	0	0.0	0	0.0	Cost Estimators (131051)
0	0.0	0	0.0	0	0.0	0	0.0	0	0.0	Human Res., Training, & Labor Rel. Spec. (131070)
0	0.0	0	0.0	0	0.0	0	0.0	0	0.0	Logisticians (131081)
0	0.0	0	0.0	10	1.8	0	0.0	0	0.0	Management Analysts (131111)
0	0.0	0	0.0	0	0.0	0	0.0	0	0.0	Meeting & Convention Planners (131121)
0	0.0	0	0.0	0	0.0	0	0.0	0	0.0	Other Business Operations Specialists (1311XX)
10	0.5	12	0.6	30	1.5	10	0.5	8	0.4	Financial Specialists (132000)
0	0.0	4	0.3	30	2.6	10	0.9	8	0.7	Accountants & Auditors (132011)
0	0.0	0	0.0	0	0.0	0	0.0	0	0.0	Appraisers & Assessors of Real Estate (132021)

**CONNECTICUT OCCUPATIONAL STATISTICS**  
**for Equal Employment Opportunity and Affirmative Action Planning**  
**2000 Census of Population and Housing - Special EEO Tabulation**

**Litchfield County**

Occupation	Total All Races *	Total Civilian Labor Force				White Non-Hispanic				Black Non-Hispanic	
		Male	%	Female	%	Male	%	Female	%	Male	%
Budget Analysts (132031)	40	34	85.0	4	10.0	30	75.0	4	10.0	0	0.0
Credit Analysts (132041)	25	15	60.0	10	40.0	15	60.0	10	40.0	0	0.0
Financial Analysts (132051)	50	50	100.0	4	8.0	50	100.0	4	8.0	0	0.0
Personal Financial Advisors (132052)	205	114	55.6	85	41.5	110	53.7	85	41.5	4	2.0
Insurance Underwriters (132053)	170	35	20.6	135	79.4	35	20.6	125	73.5	0	0.0
Financial Examiners (132061)	0	0	0.0	0	0.0	0	0.0	0	0.0	0	0.0
Loan Counselors & Officers (132070)	150	55	36.7	95	63.3	55	36.7	95	63.3	0	0.0
Tax Examiners, Collectors, & Rev. Agts (132081)	55	4	7.3	55	100.0	0	0.0	55	100.0	0	0.0
Tax Preparers (132082)	45	10	22.2	35	77.8	10	22.2	35	77.8	0	0.0
Financial Specialists, All Other (132099)	25	4	16.0	20	80.0	4	16.0	20	80.0	0	0.0
<b>PROFESSIONAL &amp; RELATED OCCUPATIONS (150000)</b>	<b>21,402</b>	<b>9,163</b>	<b>42.8</b>	<b>12,157</b>	<b>56.8</b>	<b>8,729</b>	<b>40.8</b>	<b>11,671</b>	<b>54.5</b>	<b>52</b>	<b>0.2</b>
<b>Computer &amp; Mathematical Occupations (150001)</b>	<b>2,049</b>	<b>1,431</b>	<b>69.8</b>	<b>623</b>	<b>30.4</b>	<b>1,300</b>	<b>63.4</b>	<b>543</b>	<b>26.5</b>	<b>0</b>	<b>0.0</b>
Computer Specialists (151000)	1,960	1,386	70.7	579	29.5	1,255	64.0	499	25.5	0	0.0
Computer Programmers (151021)	545	410	75.2	139	25.5	375	68.8	125	22.9	0	0.0
Computer Software Engineers (151030)	345	250	72.5	95	27.5	205	59.4	85	24.6	0	0.0
Computer Support Specialists (151041)	240	159	66.3	80	33.3	155	64.6	70	29.2	0	0.0
Database Administrators (151061)	40	34	85.0	4	10.0	20	50.0	4	10.0	0	0.0
Network & Computer Syst. Admins. (151071)	115	90	78.3	25	21.7	90	78.3	15	13.0	0	0.0
Network Sys. & Data Comm. Analysts (151081)	145	110	75.9	39	26.9	100	69.0	25	17.2	0	0.0
Computer Scientists & Sys. Analysts (1510XX)	530	333	62.8	197	37.2	310	58.5	175	33.0	0	0.0
Mathematical Scientists (152000)	89	45	50.6	44	49.4	45	50.6	44	49.4	0	0.0
Actuaries (152011)	4	0	0.0	4	100.0	0	0.0	4	100.0	0	0.0
Operations Research Analysts (152031)	85	45	52.9	40	47.1	45	52.9	40	47.1	0	0.0
Misc. Math Science Occupations (1520XX)	0	0	0.0	0	0.0	0	0.0	0	0.0	0	0.0
<b>Architecture &amp; Engineering Occs. (170001)</b>	<b>2,595</b>	<b>2,319</b>	<b>89.4</b>	<b>268</b>	<b>10.3</b>	<b>2,225</b>	<b>85.7</b>	<b>258</b>	<b>9.9</b>	<b>4</b>	<b>0.2</b>
Architects, Surveyors, & Cartographers (171000)	180	155	86.1	30	16.7	155	86.1	30	16.7	0	0.0
Architects, Except Naval (171010)	160	135	84.4	30	18.8	135	84.4	30	18.8	0	0.0
Surv., Cartog., & Photogrammetrists (171020)	20	20	100.0	0	0.0	20	100.0	0	0.0	0	0.0
Engineers (172000)	1,560	1,460	93.6	78	5.0	1,385	88.8	68	4.4	4	0.3
Aerospace Engineers (172011)	75	75	100.0	0	0.0	65	86.7	0	0.0	0	0.0
Chemical Engineers (172041)	40	34	85.0	0	0.0	30	75.0	0	0.0	0	0.0
Civil Engineers (172051)	170	169	99.4	0	0.0	165	97.1	0	0.0	0	0.0
Computer Hardware Engineers (172061)	25	25	100.0	0	0.0	25	100.0	0	0.0	0	0.0
Electrical & Electronics Engineers (172070)	300	289	96.3	4	1.3	285	95.0	4	1.3	0	0.0
Environmental Engineers (172081)	10	10	100.0	0	0.0	10	100.0	0	0.0	0	0.0
Ind. Engineers, Incl. Health & Safety (172110)	280	220	78.6	60	21.4	190	67.9	50	17.9	0	0.0
Marine Engineers & Naval Architects (172121)	0	0	0.0	0	0.0	0	0.0	0	0.0	0	0.0
Materials Engineers (172131)	80	80	100.0	0	0.0	80	100.0	0	0.0	0	0.0
Mechanical Engineers (172141)	355	338	95.2	10	2.8	315	88.7	10	2.8	4	1.1
Nuclear Engineers (172161)	0	0	0.0	0	0.0	0	0.0	0	0.0	0	0.0
Petroleum, Mining & Geological Engrs. (1721XX)	0	0	0.0	0	0.0	0	0.0	0	0.0	0	0.0
Miscellaneous Engineers, Incl. Agric. (172XXX)	225	220	97.8	4	1.8	220	97.8	4	1.8	0	0.0
Drafters, Engrng. & Mapping Techs. (173000)	855	704	82.3	160	18.7	685	80.1	160	18.7	0	0.0
Drafters (173010)	295	230	78.0	65	22.0	215	72.9	65	22.0	0	0.0
Engineering Technicians, Exc. Drafters (173020)	440	364	82.7	80	18.2	360	81.8	80	18.2	0	0.0
Surveying & Mapping Technicians (173031)	120	110	91.7	15	12.5	110	91.7	15	12.5	0	0.0
<b>Life, Physical, &amp; Social Science Occs. (190001)</b>	<b>1,029</b>	<b>601</b>	<b>58.4</b>	<b>395</b>	<b>38.4</b>	<b>578</b>	<b>56.2</b>	<b>383</b>	<b>37.2</b>	<b>0</b>	<b>0.0</b>
Life Scientists (191000)	215	150	69.8	64	29.8	150	69.8	64	29.8	0	0.0
Agricultural & Food Scientists (191010)	45	45	100.0	0	0.0	45	100.0	0	0.0	0	0.0
Biological Scientists (191020)	40	40	100.0	0	0.0	40	100.0	0	0.0	0	0.0
Conservation Scientists & Foresters (191030)	20	15	75.0	4	20.0	15	75.0	4	20.0	0	0.0
Medical Scientists (191040)	110	50	45.5	60	54.5	50	45.5	60	54.5	0	0.0

**CONNECTICUT OCCUPATIONAL STATISTICS**  
**for Equal Employment Opportunity and Affirmative Action Planning**  
**2000 Census of Population and Housing - Special EEO Tabulation**

**Litchfield County**

Black Non-Hispanic		Hispanic in Any Race				All Other Non-Hispanic				Occupation
Female	%	Male	%	Female	%	Male	%	Female	%	
0	0.0	4	10.0	0	0.0	0	0.0	0	0.0	Budget Analysts (132031)
0	0.0	0	0.0	0	0.0	0	0.0	0	0.0	Credit Analysts (132041)
0	0.0	0	0.0	0	0.0	0	0.0	0	0.0	Financial Analysts (132051)
0	0.0	0	0.0	0	0.0	0	0.0	0	0.0	Personal Financial Advisors (132052)
10	5.9	0	0.0	0	0.0	0	0.0	0	0.0	Insurance Underwriters (132053)
0	0.0	0	0.0	0	0.0	0	0.0	0	0.0	Financial Examiners (132061)
0	0.0	0	0.0	0	0.0	0	0.0	0	0.0	Loan Counselors & Officers (132070)
0	0.0	4	7.3	0	0.0	0	0.0	0	0.0	Tax Examiners, Collectors, & Rev. Agts (132081)
0	0.0	0	0.0	0	0.0	0	0.0	0	0.0	Tax Preparers (132082)
0	0.0	0	0.0	0	0.0	0	0.0	0	0.0	Financial Specialists, All Other (132099)
<b>123</b>	<b>0.6</b>	<b>143</b>	<b>0.7</b>	<b>162</b>	<b>0.8</b>	<b>239</b>	<b>1.1</b>	<b>201</b>	<b>0.9</b>	<b>PROFESSIONAL &amp; RELATED OCCUPATIONS (150000)</b>
<b>14</b>	<b>0.7</b>	<b>34</b>	<b>1.7</b>	<b>38</b>	<b>1.9</b>	<b>97</b>	<b>4.7</b>	<b>28</b>	<b>1.4</b>	<b>Computer &amp; Mathematical Occupations (150001)</b>
14	0.7	34	1.7	38	1.9	97	4.9	28	1.4	Computer Specialists (151000)
0	0.0	10	1.8	14	2.6	25	4.6	0	0.0	Computer Programmers (151021)
0	0.0	10	2.9	0	0.0	35	10.1	10	2.9	Computer Software Engineers (151030)
0	0.0	0	0.0	0	0.0	4	1.7	10	4.2	Computer Support Specialists (151041)
0	0.0	10	25.0	0	0.0	4	10.0	0	0.0	Database Administrators (151061)
10	8.7	0	0.0	0	0.0	0	0.0	0	0.0	Network & Computer Syst. Admins. (151071)
0	0.0	0	0.0	14	9.7	10	6.9	0	0.0	Network Sys. & Data Comm. Analysts (151081)
4	0.8	4	0.8	10	1.9	19	3.6	8	1.5	Computer Scientists & Sys. Analysts (1510XX)
0	0.0	0	0.0	0	0.0	0	0.0	0	0.0	Mathematical Scientists (152000)
0	0.0	0	0.0	0	0.0	0	0.0	0	0.0	Actuaries (152011)
0	0.0	0	0.0	0	0.0	0	0.0	0	0.0	Operations Research Analysts (152031)
0	0.0	0	0.0	0	0.0	0	0.0	0	0.0	Misc. Math Science Occupations (1520XX)
<b>0</b>	<b>0.0</b>	<b>25</b>	<b>1.0</b>	<b>0</b>	<b>0.0</b>	<b>65</b>	<b>2.5</b>	<b>10</b>	<b>0.4</b>	<b>Architecture &amp; Engineering Occs. (170001)</b>
0	0.0	0	0.0	0	0.0	0	0.0	0	0.0	Architects, Surveyors, & Cartographers (171000)
0	0.0	0	0.0	0	0.0	0	0.0	0	0.0	Architects, Except Naval (171010)
0	0.0	0	0.0	0	0.0	0	0.0	0	0.0	Surv., Cartog., & Photogrammetrists (171020)
0	0.0	10	0.6	0	0.0	61	3.9	10	0.6	Engineers (172000)
0	0.0	0	0.0	0	0.0	10	13.3	0	0.0	Aerospace Engineers (172011)
0	0.0	0	0.0	0	0.0	4	10.0	0	0.0	Chemical Engineers (172041)
0	0.0	0	0.0	0	0.0	4	2.4	0	0.0	Civil Engineers (172051)
0	0.0	0	0.0	0	0.0	0	0.0	0	0.0	Computer Hardware Engineers (172061)
0	0.0	0	0.0	0	0.0	4	1.3	0	0.0	Electrical & Electronics Engineers (172070)
0	0.0	0	0.0	0	0.0	0	0.0	0	0.0	Environmental Engineers (172081)
0	0.0	10	3.6	0	0.0	20	7.1	10	3.6	Ind. Engineers, Incl. Health & Safety (172110)
0	0.0	0	0.0	0	0.0	0	0.0	0	0.0	Marine Engineers & Naval Architects (172121)
0	0.0	0	0.0	0	0.0	0	0.0	0	0.0	Materials Engineers (172131)
0	0.0	0	0.0	0	0.0	19	5.4	0	0.0	Mechanical Engineers (172141)
0	0.0	0	0.0	0	0.0	0	0.0	0	0.0	Nuclear Engineers (172161)
0	0.0	0	0.0	0	0.0	0	0.0	0	0.0	Petroleum, Mining & Geological Engrs. (1721XX)
0	0.0	0	0.0	0	0.0	0	0.0	0	0.0	Miscellaneous Engineers, Incl. Agric. (172XXX)
0	0.0	15	1.8	0	0.0	4	0.5	0	0.0	Drafters, Engrng. & Mapping Techs. (173000)
0	0.0	15	5.1	0	0.0	0	0.0	0	0.0	Drafters (173010)
0	0.0	0	0.0	0	0.0	4	0.9	0	0.0	Engineering Technicians, Exc. Drafters (173020)
0	0.0	0	0.0	0	0.0	0	0.0	0	0.0	Surveying & Mapping Technicians (173031)
<b>0</b>	<b>0.0</b>	<b>4</b>	<b>0.4</b>	<b>4</b>	<b>0.4</b>	<b>19</b>	<b>1.8</b>	<b>8</b>	<b>0.8</b>	<b>Life, Physical, &amp; Social Science Occs. (190001)</b>
0	0.0	0	0.0	0	0.0	0	0.0	0	0.0	Life Scientists (191000)
0	0.0	0	0.0	0	0.0	0	0.0	0	0.0	Agricultural & Food Scientists (191010)
0	0.0	0	0.0	0	0.0	0	0.0	0	0.0	Biological Scientists (191020)
0	0.0	0	0.0	0	0.0	0	0.0	0	0.0	Conservation Scientists & Foresters (191030)
0	0.0	0	0.0	0	0.0	0	0.0	0	0.0	Medical Scientists (191040)

**CONNECTICUT OCCUPATIONAL STATISTICS**  
**for Equal Employment Opportunity and Affirmative Action Planning**  
**2000 Census of Population and Housing - Special EEO Tabulation**

**Litchfield County**

Occupation	Total All Races *	Total Civilian Labor Force				White Non-Hispanic				Black Non-Hispanic	
		Male	%	Female	%	Male	%	Female	%	Male	%
Physical Scientists (192000)	270	155	57.4	108	40.0	140	51.9	100	37.0	0	0.0
Astronomers & Physicists (192010)	10	10	100.0	0	0.0	10	100.0	0	0.0	0	0.0
Atmospheric & Space Scientists (192021)	0	0	0.0	0	0.0	0	0.0	0	0.0	0	0.0
Chemists & Materials Scientists (192030)	140	70	50.0	68	48.6	70	50.0	60	42.9	0	0.0
Environ. Scientists & Geoscientists (192040)	50	30	60.0	15	30.0	30	60.0	15	30.0	0	0.0
Physical Scientists, All Other (192099)	70	45	64.3	25	35.7	30	42.9	25	35.7	0	0.0
Social Scientists & Related Workers (193000)	334	184	55.1	144	43.1	184	55.1	140	41.9	0	0.0
Economists (193011)	0	0	0.0	0	0.0	0	0.0	0	0.0	0	0.0
Market & Survey Researchers (193020)	55	40	72.7	15	27.3	40	72.7	15	27.3	0	0.0
Psychologists (193030)	205	95	46.3	109	53.2	95	46.3	105	51.2	0	0.0
Urban & Regional Planners (193051)	4	4	100.0	0	0.0	4	100.0	0	0.0	0	0.0
Misc. Soc. Scientists, Incl. Sociologists (1930XX)	70	45	64.3	20	28.6	45	64.3	20	28.6	0	0.0
Life, Physical, & Soc.Science Techs. (194000)	210	112	53.3	79	37.6	104	49.5	79	37.6	0	0.0
Agric. & Food Science Technicians (194011)	20	4	20.0	10	50.0	4	20.0	10	50.0	0	0.0
Biological Technicians (194021)	20	15	75.0	4	20.0	15	75.0	4	20.0	0	0.0
Chemical Technicians (194031)	65	44	67.7	15	23.1	40	61.5	15	23.1	0	0.0
Geological & Petroleum Technicians (194041)	0	0	0.0	0	0.0	0	0.0	0	0.0	0	0.0
Misc. Life, Phy., & Soc. Sci. Techs. (1940XX)	105	49	46.7	50	47.6	45	42.9	50	47.6	0	0.0
<b>Community &amp; Social Services Occs. (210001)</b>	<b>1,435</b>	<b>495</b>	<b>34.5</b>	<b>936</b>	<b>65.2</b>	<b>459</b>	<b>32.0</b>	<b>880</b>	<b>61.3</b>	<b>18</b>	<b>1.3</b>
Counselors, Soc. Workers, & Others (211000)	1,150	298	25.9	851	74.0	280	24.3	795	69.1	8	0.7
Counselors (211010)	515	139	27.0	374	72.6	135	26.2	355	68.9	4	0.8
Social Workers (211020)	495	95	19.2	408	82.4	85	17.2	375	75.8	0	0.0
Misc. Comm. & Soc. Serv. Specialists (211090)	140	64	45.7	69	49.3	60	42.9	65	46.4	4	2.9
Religious Workers (212000)	285	197	69.1	85	29.8	179	62.8	85	29.8	10	3.5
Clergy (212011)	230	183	79.6	45	19.6	165	71.7	45	19.6	10	4.3
Directors, Religious Activities & Educ. (212021)	25	10	40.0	15	60.0	10	40.0	15	60.0	0	0.0
Religious Workers, All Other (212099)	30	4	13.3	25	83.3	4	13.3	25	83.3	0	0.0
<b>Legal Occupations (230001)</b>	<b>1,060</b>	<b>544</b>	<b>51.3</b>	<b>503</b>	<b>47.5</b>	<b>520</b>	<b>49.1</b>	<b>495</b>	<b>46.7</b>	<b>20</b>	<b>1.9</b>
Lawyers, Judges, & Related Workers (231000)	715	449	62.8	259	36.2	445	62.2	255	35.7	0	0.0
Lawyers (231011)	675	449	66.5	219	32.4	445	65.9	215	31.9	0	0.0
Judges, Magistrates, & Other Jud. Wrks (231020)	40	0	0.0	40	100.0	0	0.0	40	100.0	0	0.0
Legal Support Workers (232000)	345	95	27.5	244	70.7	75	21.7	240	69.6	20	5.8
Paralegals & Legal Assistants (232011)	210	35	16.7	169	80.5	25	11.9	165	78.6	10	4.8
Miscellaneous Legal Support Workers (232090)	135	60	44.4	75	55.6	50	37.0	75	55.6	10	7.4
<b>Education, Training, &amp; Library Occs. (250001)</b>	<b>5,865</b>	<b>1,449</b>	<b>24.7</b>	<b>4,401</b>	<b>75.0</b>	<b>1,429</b>	<b>24.4</b>	<b>4,260</b>	<b>72.6</b>	<b>0</b>	<b>0.0</b>
Postsecondary Teachers (251000)	430	185	43.0	239	55.6	185	43.0	235	54.7	0	0.0
Primary, Sec. & Special Ed. Teachers (252000)	4,215	1,105	26.2	3,110	73.8	1,085	25.7	3,005	71.3	0	0.0
Preschool & Kindergarten Teachers (252010)	345	0	0.0	345	100.0	0	0.0	325	94.2	0	0.0
Elementary & Middle School Teachers (252020)	2,655	635	23.9	2,020	76.1	625	23.5	1,965	74.0	0	0.0
Secondary School Teachers (252030)	970	425	43.8	545	56.2	415	42.8	515	53.1	0	0.0
Special Education Teachers (252040)	245	45	18.4	200	81.6	45	18.4	200	81.6	0	0.0
Other Teachers & Instructors (253000)	385	85	22.1	294	76.4	85	22.1	290	75.3	0	0.0
Librarians, Curators, & Archivists (254000)	205	14	6.8	184	89.8	14	6.8	180	87.8	0	0.0
Archivists, Curators, & Museum Techs. (254010)	55	4	7.3	45	81.8	4	7.3	45	81.8	0	0.0
Librarians (254021)	125	0	0.0	124	99.2	0	0.0	120	96.0	0	0.0
Library Technicians (254031)	25	10	40.0	15	60.0	10	40.0	15	60.0	0	0.0
Other Educ., Training, & Library Occs. (259000)	630	60	9.5	574	91.1	60	9.5	550	87.3	0	0.0
Teacher Assistants (259041)	570	20	3.5	554	97.2	20	3.5	530	93.0	0	0.0
Other Educ., Training, & Library Wrks (2590XX)	60	40	66.7	20	33.3	40	66.7	20	33.3	0	0.0
<b>Arts, Des., Entert., Sports, &amp; Media Occs. (270001)</b>	<b>2,240</b>	<b>1,149</b>	<b>51.3</b>	<b>1,089</b>	<b>48.6</b>	<b>1,076</b>	<b>48.0</b>	<b>1,044</b>	<b>46.6</b>	<b>10</b>	<b>0.4</b>
Art & Design Workers (271000)	975	494	50.7	473	48.5	480	49.2	465	47.7	0	0.0
Artists & Related Workers (271010)	315	170	54.0	144	45.7	160	50.8	140	44.4	0	0.0

**CONNECTICUT OCCUPATIONAL STATISTICS**  
**for Equal Employment Opportunity and Affirmative Action Planning**  
**2000 Census of Population and Housing - Special EEO Tabulation**

**Litchfield County**

Black Non-Hispanic		Hispanic in Any Race				All Other Non-Hispanic				Occupation
Female	%	Male	%	Female	%	Male	%	Female	%	
0	0.0	0	0.0	4	1.5	15	5.6	4	1.5	Physical Scientists (192000)
0	0.0	0	0.0	0	0.0	0	0.0	0	0.0	Astronomers & Physicists (192010)
0	0.0	0	0.0	0	0.0	0	0.0	0	0.0	Atmospheric & Space Scientists (192021)
0	0.0	0	0.0	4	2.9	0	0.0	4	2.9	Chemists & Materials Scientists (192030)
0	0.0	0	0.0	0	0.0	0	0.0	0	0.0	Environ. Scientists & Geoscientists (192040)
0	0.0	0	0.0	0	0.0	15	21.4	0	0.0	Physical Scientists, All Other (192099)
0	0.0	0	0.0	0	0.0	0	0.0	4	1.2	Social Scientists & Related Workers (193000)
0	0.0	0	0.0	0	0.0	0	0.0	0	0.0	Economists (193011)
0	0.0	0	0.0	0	0.0	0	0.0	0	0.0	Market & Survey Researchers (193020)
0	0.0	0	0.0	0	0.0	0	0.0	4	2.0	Psychologists (193030)
0	0.0	0	0.0	0	0.0	0	0.0	0	0.0	Urban & Regional Planners (193051)
0	0.0	0	0.0	0	0.0	0	0.0	0	0.0	Misc. Soc. Scientists, Incl. Sociologists (1930XX)
0	0.0	4	1.9	0	0.0	4	1.9	0	0.0	Life, Physical, & Soc.Science Techs. (194000)
0	0.0	0	0.0	0	0.0	0	0.0	0	0.0	Agric. & Food Science Technicians (194011)
0	0.0	0	0.0	0	0.0	0	0.0	0	0.0	Biological Technicians (194021)
0	0.0	4	6.2	0	0.0	0	0.0	0	0.0	Chemical Technicians (194031)
0	0.0	0	0.0	0	0.0	0	0.0	0	0.0	Geological & Petroleum Technicians (194041)
0	0.0	0	0.0	0	0.0	4	3.8	0	0.0	Misc. Life, Phy., & Soc. Sci. Techs. (1940XX)
<b>27</b>	<b>1.9</b>	<b>14</b>	<b>1.0</b>	<b>25</b>	<b>1.7</b>	<b>4</b>	<b>0.3</b>	<b>4</b>	<b>0.3</b>	<b>Community &amp; Social Services Occs. (210001)</b>
27	2.3	10	0.9	25	2.2	0	0.0	4	0.3	Counselors, Soc. Workers, & Others (211000)
19	3.7	0	0.0	0	0.0	0	0.0	0	0.0	Counselors (211010)
4	0.8	10	2.0	25	5.1	0	0.0	4	0.8	Social Workers (211020)
4	2.9	0	0.0	0	0.0	0	0.0	0	0.0	Misc. Comm. & Soc. Serv. Specialists (211090)
0	0.0	4	1.4	0	0.0	4	1.4	0	0.0	Religious Workers (212000)
0	0.0	4	1.7	0	0.0	4	1.7	0	0.0	Clergy (212011)
0	0.0	0	0.0	0	0.0	0	0.0	0	0.0	Directors, Religious Activities & Educ. (212021)
0	0.0	0	0.0	0	0.0	0	0.0	0	0.0	Religious Workers, All Other (212099)
<b>0</b>	<b>0.0</b>	<b>4</b>	<b>0.4</b>	<b>8</b>	<b>0.8</b>	<b>0</b>	<b>0.0</b>	<b>0</b>	<b>0.0</b>	<b>Legal Occupations (230001)</b>
0	0.0	4	0.6	4	0.6	0	0.0	0	0.0	Lawyers, Judges, & Related Workers (231000)
0	0.0	4	0.6	4	0.6	0	0.0	0	0.0	Lawyers (231011)
0	0.0	0	0.0	0	0.0	0	0.0	0	0.0	Judges, Magistrates, & Other Jud. Wrkrs (231020)
0	0.0	0	0.0	4	1.2	0	0.0	0	0.0	Legal Support Workers (232000)
0	0.0	0	0.0	4	1.9	0	0.0	0	0.0	Paralegals & Legal Assistants (232011)
0	0.0	0	0.0	0	0.0	0	0.0	0	0.0	Miscellaneous Legal Support Workers (232090)
<b>29</b>	<b>0.5</b>	<b>10</b>	<b>0.2</b>	<b>58</b>	<b>1.0</b>	<b>10</b>	<b>0.2</b>	<b>54</b>	<b>0.9</b>	<b>Education, Training, &amp; Library Occs. (250001)</b>
0	0.0	0	0.0	4	0.9	0	0.0	0	0.0	Postsecondary Teachers (251000)
25	0.6	10	0.2	50	1.2	10	0.2	30	0.7	Primary, Sec. & Special Ed. Teachers (252000)
0	0.0	0	0.0	20	5.8	0	0.0	0	0.0	Preschool & Kindergarten Teachers (252010)
25	0.9	0	0.0	10	0.4	10	0.4	20	0.8	Elementary & Middle School Teachers (252020)
0	0.0	10	1.0	20	2.1	0	0.0	10	1.0	Secondary School Teachers (252030)
0	0.0	0	0.0	0	0.0	0	0.0	0	0.0	Special Education Teachers (252040)
0	0.0	0	0.0	0	0.0	0	0.0	4	1.0	Other Teachers & Instructors (253000)
4	2.0	0	0.0	0	0.0	0	0.0	0	0.0	Librarians, Curators, & Archivists (254000)
0	0.0	0	0.0	0	0.0	0	0.0	0	0.0	Archivists, Curators, & Museum Techs. (254010)
4	3.2	0	0.0	0	0.0	0	0.0	0	0.0	Librarians (254021)
0	0.0	0	0.0	0	0.0	0	0.0	0	0.0	Library Technicians (254031)
0	0.0	0	0.0	4	0.6	0	0.0	20	3.2	Other Educ., Training, & Library Occs. (259000)
0	0.0	0	0.0	4	0.7	0	0.0	20	3.5	Teacher Assistants (259041)
0	0.0	0	0.0	0	0.0	0	0.0	0	0.0	Other Educ., Training, & Library Wrkrs (2590XX)
<b>4</b>	<b>0.2</b>	<b>34</b>	<b>1.5</b>	<b>15</b>	<b>0.7</b>	<b>29</b>	<b>1.3</b>	<b>26</b>	<b>1.2</b>	<b>Arts, Des., Entert., Sports, &amp; Media Occs. (270001)</b>
0	0.0	10	1.0	0	0.0	4	0.4	8	0.8	Art & Design Workers (271000)
0	0.0	10	3.2	0	0.0	0	0.0	4	1.3	Artists & Related Workers (271010)

**CONNECTICUT OCCUPATIONAL STATISTICS**  
**for Equal Employment Opportunity and Affirmative Action Planning**  
**2000 Census of Population and Housing - Special EEO Tabulation**

**Litchfield County**

Occupation	Total All Races *	Total Civilian Labor Force				White Non-Hispanic				Black Non-Hispanic	
		Male	%	Female	%	Male	%	Female	%	Male	%
Designers (271020)	660	324	49.1	329	49.8	320	48.5	325	49.2	0	0.0
Entertainers & Perf., Sports & Rel. Wrkrs. (272000)	365	168	46.0	198	54.2	139	38.1	190	52.1	0	0.0
Actors (272011)	25	15	60.0	15	60.0	15	60.0	15	60.0	0	0.0
Producers & Directors (272012)	100	65	65.0	35	35.0	65	65.0	35	35.0	0	0.0
Athletes, Coaches, Umps, & Rel. Wrkrs (272020)	135	84	62.2	49	36.3	55	40.7	45	33.3	0	0.0
Dancers & Choreographers (272030)	10	4	40.0	4	40.0	4	40.0	0	0.0	0	0.0
Musicians, Singers, & Rel. Workers (272040)	65	0	0.0	65	100.0	0	0.0	65	100.0	0	0.0
Ent. & Perf., Sports & Rel. Wrkrs, All Other (272099)	30	0	0.0	30	100.0	0	0.0	30	100.0	0	0.0
Media & Communication Workers (273000)	675	353	52.3	324	48.0	323	47.9	295	43.7	10	1.5
Announcers (273010)	40	30	75.0	10	25.0	20	50.0	10	25.0	10	25.0
News Analysts, Reporters & Corresp. (273020)	70	35	50.0	35	50.0	35	50.0	35	50.0	0	0.0
Public Relations Specialists (273031)	75	20	26.7	49	65.3	20	26.7	45	60.0	0	0.0
Editors (273041)	175	100	57.1	80	45.7	100	57.1	80	45.7	0	0.0
Technical Writers (273042)	40	4	10.0	40	100.0	4	10.0	30	75.0	0	0.0
Writers & Authors (273043)	225	150	66.7	75	33.3	140	62.2	75	33.3	0	0.0
Misc. Media & Comm. Workers (273090)	50	14	28.0	35	70.0	4	8.0	20	40.0	0	0.0
Media & Comm. Equipment Workers (274000)	225	134	59.6	94	41.8	134	59.6	94	41.8	0	0.0
Photographers (274021)	160	100	62.5	65	40.6	100	62.5	65	40.6	0	0.0
TV, Video, & Motion Pict. Camera Oper. (274030)	30	4	13.3	25	83.3	4	13.3	25	83.3	0	0.0
BC & Sound Engring. Techs, Etc. (2740XX)	35	30	85.7	4	11.4	30	85.7	4	11.4	0	0.0
<b>Healthcare Practitioners &amp; Tech. Occs. (290001)</b>	<b>5,129</b>	<b>1,175</b>	<b>22.9</b>	<b>3,942</b>	<b>76.9</b>	<b>1,142</b>	<b>22.3</b>	<b>3,808</b>	<b>74.2</b>	<b>0</b>	<b>0.0</b>
Health Diag. & Treating Practitioners (291000)	3,514	927	26.4	2,577	73.3	898	25.6	2,494	71.0	0	0.0
Chiropractors (291011)	40	35	87.5	4	10.0	35	87.5	4	10.0	0	0.0
Dentists (291020)	130	130	100.0	0	0.0	130	100.0	0	0.0	0	0.0
Dietitians & Nutritionists (291031)	45	15	33.3	30	66.7	15	33.3	30	66.7	0	0.0
Optometrists (291041)	10	10	100.0	0	0.0	10	100.0	0	0.0	0	0.0
Pharmacists (291051)	215	150	69.8	65	30.2	150	69.8	65	30.2	0	0.0
Physicians & Surgeons (291060)	380	314	82.6	65	17.1	295	77.6	65	17.1	0	0.0
Physician Assistants (291071)	35	10	28.6	25	71.4	10	28.6	25	71.4	0	0.0
Podiatrists (291081)	4	4	100.0	0	0.0	4	100.0	0	0.0	0	0.0
Registered Nurses (291111)	2,130	140	6.6	1,984	93.1	130	6.1	1,915	89.9	0	0.0
Audiologists (291121)	0	0	0.0	0	0.0	0	0.0	0	0.0	0	0.0
Occupational Therapists (291122)	55	0	0.0	55	100.0	0	0.0	55	100.0	0	0.0
Physical Therapists (291123)	135	25	18.5	105	77.8	25	18.5	105	77.8	0	0.0
Radiation Therapists (291124)	20	0	0.0	20	100.0	0	0.0	20	100.0	0	0.0
Recreational Therapists (291125)	30	10	33.3	20	66.7	10	33.3	20	66.7	0	0.0
Respiratory Therapists (291126)	120	40	33.3	85	70.8	40	33.3	75	62.5	0	0.0
Speech-Language Pathologists (291127)	70	0	0.0	70	100.0	0	0.0	70	100.0	0	0.0
Therapists, All Other (291129)	15	4	26.7	14	93.3	4	26.7	10	66.7	0	0.0
Veterinarians (291131)	70	40	57.1	25	35.7	40	57.1	25	35.7	0	0.0
Health Diag. & Treating Pract., All Other (291199)	10	0	0.0	10	100.0	0	0.0	10	100.0	0	0.0
Health Technologists & Technicians (292000)	1,530	228	14.9	1,300	85.0	224	14.6	1,259	82.3	0	0.0
Clinical Lab Technologists & Techs. (292010)	270	55	20.4	213	78.9	55	20.4	190	70.4	0	0.0
Dental Hygienists (292021)	135	0	0.0	135	100.0	0	0.0	135	100.0	0	0.0
Diagnostic-Rel. Technologists & Techs. (292030)	235	4	1.7	230	97.9	4	1.7	230	97.9	0	0.0
Emergency Med. Techs & Paramedics (292041)	110	85	77.3	25	22.7	85	77.3	25	22.7	0	0.0
Health Diag & Treat. Pract. Supp. Techs. (292050)	215	30	14.0	189	87.9	30	14.0	185	86.0	0	0.0
Lic. Practical & Lic. Vocational Nurses (292061)	415	14	3.4	399	96.1	10	2.4	385	92.8	0	0.0
Medical Records & Health Info. Techs. (292071)	60	0	0.0	60	100.0	0	0.0	60	100.0	0	0.0
Opticians, Dispensing (292081)	30	25	83.3	4	13.3	25	83.3	4	13.3	0	0.0
Misc. Health Technologists & Techs. (292090)	60	15	25.0	45	75.0	15	25.0	45	75.0	0	0.0
Other Healthcare Pract. & Tech. Occs. (299000)	85	20	23.5	65	76.5	20	23.5	55	64.7	0	0.0

**CONNECTICUT OCCUPATIONAL STATISTICS**  
**for Equal Employment Opportunity and Affirmative Action Planning**  
**2000 Census of Population and Housing - Special EEO Tabulation**

**Litchfield County**

Black Non-Hispanic		Hispanic in Any Race				All Other Non-Hispanic				Occupation
Female	%	Male	%	Female	%	Male	%	Female	%	
0	0.0	0	0.0	0	0.0	4	0.6	4	0.6	Designers (271020)
4	1.1	14	3.8	0	0.0	15	4.1	4	1.1	Entertainers & Perf., Sports & Rel. Wrkrs. (272000)
0	0.0	0	0.0	0	0.0	0	0.0	0	0.0	Actors (272011)
0	0.0	0	0.0	0	0.0	0	0.0	0	0.0	Producers & Directors (272012)
4	3.0	14	10.4	0	0.0	15	11.1	0	0.0	Athletes, Coaches, Umps, & Rel. Wrkrs (272020)
0	0.0	0	0.0	0	0.0	0	0.0	4	40.0	Dancers & Choreographers (272030)
0	0.0	0	0.0	0	0.0	0	0.0	0	0.0	Musicians, Singers, & Rel. Workers (272040)
0	0.0	0	0.0	0	0.0	0	0.0	0	0.0	Ent. & Perf., Sports & Rel. Wrkrs, All Other (272099)
0	0.0	10	1.5	15	2.2	10	1.5	14	2.1	Media & Communication Workers (273000)
0	0.0	0	0.0	0	0.0	0	0.0	0	0.0	Announcers (273010)
0	0.0	0	0.0	0	0.0	0	0.0	0	0.0	News Analysts, Reporters & Corresp. (273020)
0	0.0	0	0.0	0	0.0	0	0.0	4	5.3	Public Relations Specialists (273031)
0	0.0	0	0.0	0	0.0	0	0.0	0	0.0	Editors (273041)
0	0.0	0	0.0	0	0.0	0	0.0	10	25.0	Technical Writers (273042)
0	0.0	0	0.0	0	0.0	10	4.4	0	0.0	Writers & Authors (273043)
0	0.0	10	20.0	15	30.0	0	0.0	0	0.0	Misc. Media & Comm. Workers (273090)
0	0.0	0	0.0	0	0.0	0	0.0	0	0.0	Media & Comm. Equipment Workers (274000)
0	0.0	0	0.0	0	0.0	0	0.0	0	0.0	Photographers (274021)
0	0.0	0	0.0	0	0.0	0	0.0	0	0.0	TV, Video, & Motion Pict. Camera Oper. (274030)
0	0.0	0	0.0	0	0.0	0	0.0	0	0.0	BC & Sound Engring. Techs, Etc. (2740XX)
<b>49</b>	<b>1.0</b>	<b>18</b>	<b>0.4</b>	<b>14</b>	<b>0.3</b>	<b>15</b>	<b>0.3</b>	<b>71</b>	<b>1.4</b>	<b>Healthcare Practitioners &amp; Tech. Occs. (290001)</b>
35	1.0	14	0.4	10	0.3	15	0.4	38	1.1	Health Diag. & Treating Practitioners (291000)
0	0.0	0	0.0	0	0.0	0	0.0	0	0.0	Chiropractors (291011)
0	0.0	0	0.0	0	0.0	0	0.0	0	0.0	Dentists (291020)
0	0.0	0	0.0	0	0.0	0	0.0	0	0.0	Dietitians & Nutritionists (291031)
0	0.0	0	0.0	0	0.0	0	0.0	0	0.0	Optometrists (291041)
0	0.0	0	0.0	0	0.0	0	0.0	0	0.0	Pharmacists (291051)
0	0.0	4	1.1	0	0.0	15	3.9	0	0.0	Physicians & Surgeons (291060)
0	0.0	0	0.0	0	0.0	0	0.0	0	0.0	Physician Assistants (291071)
0	0.0	0	0.0	0	0.0	0	0.0	0	0.0	Podiatrists (291081)
35	1.6	10	0.5	10	0.5	0	0.0	24	1.1	Registered Nurses (291111)
0	0.0	0	0.0	0	0.0	0	0.0	0	0.0	Audiologists (291121)
0	0.0	0	0.0	0	0.0	0	0.0	0	0.0	Occupational Therapists (291122)
0	0.0	0	0.0	0	0.0	0	0.0	0	0.0	Physical Therapists (291123)
0	0.0	0	0.0	0	0.0	0	0.0	0	0.0	Radiation Therapists (291124)
0	0.0	0	0.0	0	0.0	0	0.0	0	0.0	Recreational Therapists (291125)
0	0.0	0	0.0	0	0.0	0	0.0	10	8.3	Respiratory Therapists (291126)
0	0.0	0	0.0	0	0.0	0	0.0	0	0.0	Speech-Language Pathologists (291127)
0	0.0	0	0.0	0	0.0	0	0.0	4	26.7	Therapists, All Other (291129)
0	0.0	0	0.0	0	0.0	0	0.0	0	0.0	Veterinarians (291131)
0	0.0	0	0.0	0	0.0	0	0.0	0	0.0	Health Diag. & Treating Pract., All Other (291199)
14	0.9	4	0.3	4	0.3	0	0.0	23	1.5	Health Technologists & Technicians (292000)
4	1.5	0	0.0	0	0.0	0	0.0	19	7.0	Clinical Lab Technologists & Techs. (292010)
0	0.0	0	0.0	0	0.0	0	0.0	0	0.0	Dental Hygienists (292021)
0	0.0	0	0.0	0	0.0	0	0.0	0	0.0	Diagnostic-Rel. Technologists & Techs. (292030)
0	0.0	0	0.0	0	0.0	0	0.0	0	0.0	Emergency Med. Techs & Paramedics (292041)
0	0.0	0	0.0	0	0.0	0	0.0	4	1.9	Health Diag & Treat. Pract. Supp. Techs. (292050)
10	2.4	4	1.0	4	1.0	0	0.0	0	0.0	Lic. Practical & Lic. Vocational Nurses (292061)
0	0.0	0	0.0	0	0.0	0	0.0	0	0.0	Medical Records & Health Info. Techs. (292071)
0	0.0	0	0.0	0	0.0	0	0.0	0	0.0	Opticians, Dispensing (292081)
0	0.0	0	0.0	0	0.0	0	0.0	0	0.0	Misc. Health Technologists & Techs. (292090)
0	0.0	0	0.0	0	0.0	0	0.0	10	11.8	Other Healthcare Pract. & Tech. Occs. (299000)



**CONNECTICUT OCCUPATIONAL STATISTICS**  
**for Equal Employment Opportunity and Affirmative Action Planning**  
**2000 Census of Population and Housing - Special EEO Tabulation**

**Litchfield County**

Occupation	Total All Races *	Total Civilian Labor Force				White Non-Hispanic				Black Non-Hispanic	
		Male	%	Female	%	Male	%	Female	%	Male	%
<b>SERVICE OCCUPATIONS (310000)</b>	<b>14,490</b>	<b>6,065</b>	<b>41.9</b>	<b>8,421</b>	<b>58.1</b>	<b>5,501</b>	<b>38.0</b>	<b>7,889</b>	<b>54.4</b>	<b>124</b>	<b>0.9</b>
<i>Healthcare Support Occupations (310001)</i>	<i>2,770</i>	<i>343</i>	<i>12.4</i>	<i>2,416</i>	<i>87.2</i>	<i>315</i>	<i>11.4</i>	<i>2,235</i>	<i>80.7</i>	<i>4</i>	<i>0.1</i>
Nursing, Psych., & Home Health Aides (311000)	1,860	289	15.5	1,567	84.2	265	14.2	1,440	77.4	0	0.0
Nursing, Psych., & Home Health Aides (311010)	1,860	289	15.5	1,567	84.2	265	14.2	1,440	77.4	0	0.0
Occ. & Phys. Therapist Assists & Aides (312000)	45	0	0.0	44	97.8	0	0.0	40	88.9	0	0.0
Occ. Therapist Assistants & Aides (312010)	0	0	0.0	0	0.0	0	0.0	0	0.0	0	0.0
Physical Therapist Assistants & Aides (312020)	45	0	0.0	44	97.8	0	0.0	40	88.9	0	0.0
Other Healthcare Support Occupations (319000)	865	54	6.2	805	93.1	50	5.8	755	87.3	4	0.5
Massage Therapists (319011)	85	10	11.8	70	82.4	10	11.8	70	82.4	0	0.0
Dental Assistants (319091)	200	0	0.0	200	100.0	0	0.0	170	85.0	0	0.0
Med. Assist. & Other Health Supp. Occs (31909X)	580	44	7.6	535	92.2	40	6.9	515	88.8	4	0.7
<b>Protective Service Occupations (330001)</b>	<b>1,569</b>	<b>1,333</b>	<b>85.0</b>	<b>224</b>	<b>14.3</b>	<b>1,219</b>	<b>77.7</b>	<b>214</b>	<b>13.6</b>	<b>48</b>	<b>3.1</b>
First-Line Super./Mgr., Protective Serv. Wrkr (331000)	255	219	85.9	35	13.7	215	84.3	35	13.7	0	0.0
First-Line Super./Mgrs. of Correct. Offrs (331011)	25	15	60.0	10	40.0	15	60.0	10	40.0	0	0.0
First-Line Super./Mgrs. of Police & Det. (331012)	100	89	89.0	10	10.0	85	85.0	10	10.0	0	0.0
First-Line Super./Mgrs. of Fire Fighters (331021)	50	50	100.0	0	0.0	50	100.0	0	0.0	0	0.0
Super., Protect. Serv. Wrkrs, All Other (331099)	80	65	81.3	15	18.8	65	81.3	15	18.8	0	0.0
Fire Fighting & Prevention Workers (332000)	175	169	96.6	4	2.3	165	94.3	4	2.3	4	2.3
Fire Fighters (332011)	135	129	95.6	4	3.0	125	92.6	4	3.0	4	3.0
Fire Inspectors (332020)	40	40	100.0	0	0.0	40	100.0	0	0.0	0	0.0
Law Enforcement Workers (333000)	740	667	90.1	65	8.8	600	81.1	55	7.4	34	4.6
Bailliffs, Correctional Officers, & Jailers (333010)	140	133	95.0	0	0.0	110	78.6	0	0.0	15	10.7
Detectives & Criminal Investigators (333021)	95	74	77.9	20	21.1	70	73.7	20	21.1	4	4.2
Police Officers (333050)	505	460	91.1	45	8.9	420	83.2	35	6.9	15	3.0
Misc. Law Enforcement Workers (3330XX)	0	0	0.0	0	0.0	0	0.0	0	0.0	0	0.0
Other Protective Service Workers (339000)	399	278	69.7	120	30.1	239	59.9	120	30.1	10	2.5
Animal Control Workers (339011)	4	4	100.0	0	0.0	4	100.0	0	0.0	0	0.0
Private Detectives & Investigators (339021)	30	15	50.0	15	50.0	15	50.0	15	50.0	0	0.0
Sec. Guards & Gaming Surv. Officers (339030)	255	210	82.4	45	17.6	190	74.5	45	17.6	10	3.9
Crossing Guards (339091)	25	14	56.0	10	40.0	10	40.0	10	40.0	0	0.0
Lifeguards & Other Prot. Serv. Wrkrs (33909X)	85	35	41.2	50	58.8	20	23.5	50	58.8	0	0.0
<b>Food Prep. &amp; Serving-Rel. Occupations (350001)</b>	<b>4,335</b>	<b>1,727</b>	<b>39.8</b>	<b>2,612</b>	<b>60.3</b>	<b>1,435</b>	<b>33.1</b>	<b>2,455</b>	<b>56.6</b>	<b>58</b>	<b>1.3</b>
Supervisors, Food Prep. & Serv. Wrkrs (351000)	665	411	61.8	255	38.3	395	59.4	235	35.3	4	0.6
Chefs & Head Cooks (351011)	375	257	68.5	120	32.0	245	65.3	120	32.0	4	1.1
First-Line Super./Mgrs. of Food Workers (351012)	290	154	53.1	135	46.6	150	51.7	115	39.7	0	0.0
Cooks & Food Preparation Workers (352000)	1,095	615	56.2	486	44.4	455	41.6	440	40.2	4	0.4
Cooks (352010)	675	442	65.5	238	35.3	305	45.2	215	31.9	4	0.6
Food Preparation Workers (352021)	420	173	41.2	248	59.0	150	35.7	225	53.6	0	0.0
Food & Beverage Serving Workers (353000)	1,995	423	21.2	1,578	79.1	355	17.8	1,505	75.4	20	1.0
Bartenders (353011)	150	80	53.3	70	46.7	80	53.3	70	46.7	0	0.0
Comb Food Prep/Serv., Incl. Fast Food (353021)	310	100	32.3	209	67.4	65	21.0	205	66.1	10	3.2
Counter Attend., Café., Food Conc., Etc. (353022)	200	45	22.5	160	80.0	45	22.5	145	72.5	0	0.0
Waiters & Waitresses (353031)	1,285	198	15.4	1,090	84.8	165	12.8	1,040	80.9	10	0.8
Food Servers, Non-restaurant (353041)	50	0	0.0	49	98.0	0	0.0	45	90.0	0	0.0
Other Food Prep. & Serv. Rel. Workers (359000)	580	278	47.9	293	50.5	230	39.7	275	47.4	30	5.2
Dishwashers (359021)	200	149	74.5	55	27.5	135	67.5	45	22.5	0	0.0
Hosts/Hostesses, Rest., Lounge, Etc. (359031)	125	20	16.0	99	79.2	20	16.0	95	76.0	0	0.0
Misc. Food Prep & Serving Rel. Workers (3590XX)	255	109	42.7	139	54.5	75	29.4	135	52.9	30	11.8
<b>Bldng &amp; Grounds Cleaning &amp; Maint. Occs. (370001)</b>	<b>3,405</b>	<b>2,300</b>	<b>67.5</b>	<b>1,103</b>	<b>32.4</b>	<b>2,180</b>	<b>64.0</b>	<b>1,005</b>	<b>29.5</b>	<b>14</b>	<b>0.4</b>
Super., Bldng & Grnds Clean & Maint. Wrkrs (371000)	245	210	85.7	30	12.2	210	85.7	30	12.2	0	0.0
First-Line Supr./Mgrs. of Housekeeping Etc. (371011)	90	75	83.3	15	16.7	75	83.3	15	16.7	0	0.0
First-Line Supr./Mgrs. of Landscaping, Etc. (371012)	155	135	87.1	15	9.7	135	87.1	15	9.7	0	0.0



**CONNECTICUT OCCUPATIONAL STATISTICS**  
**for Equal Employment Opportunity and Affirmative Action Planning**  
**2000 Census of Population and Housing - Special EEO Tabulation**

**Litchfield County**

Black Non-Hispanic		Hispanic in Any Race				All Other Non-Hispanic				Occupation
Female	%	Male	%	Female	%	Male	%	Female	%	
127	0.9	277	1.9	209	1.4	163	1.1	196	1.4	<b>SERVICE OCCUPATIONS (310000)</b>
<b>78</b>	<b>2.8</b>	<b>10</b>	<b>0.4</b>	<b>63</b>	<b>2.3</b>	<b>14</b>	<b>0.5</b>	<b>40</b>	<b>1.4</b>	<b>Healthcare Support Occupations (310001)</b>
74	4.0	10	0.5	35	1.9	14	0.8	18	1.0	Nursing, Psych., & Home Health Aides (311000)
74	4.0	10	0.5	35	1.9	14	0.8	18	1.0	Nursing, Psych., & Home Health Aides (311010)
0	0.0	0	0.0	4	8.9	0	0.0	0	0.0	Occ. & Phys. Therapist Assists & Aides (312000)
0	0.0	0	0.0	0	0.0	0	0.0	0	0.0	Occ. Therapist Assistants & Aides (312010)
0	0.0	0	0.0	4	8.9	0	0.0	0	0.0	Physical Therapist Assistants & Aides (312020)
4	0.5	0	0.0	24	2.8	0	0.0	22	2.5	Other Healthcare Support Occupations (319000)
0	0.0	0	0.0	0	0.0	0	0.0	0	0.0	Massage Therapists (319011)
0	0.0	0	0.0	20	10.0	0	0.0	10	5.0	Dental Assistants (319091)
4	0.7	0	0.0	4	0.7	0	0.0	12	2.1	Med. Assist. & Other Health Supp. Occs (31909X)
<b>0</b>	<b>0.0</b>	<b>25</b>	<b>1.6</b>	<b>0</b>	<b>0.0</b>	<b>41</b>	<b>2.6</b>	<b>10</b>	<b>0.6</b>	<b>Protective Service Occupations (330001)</b>
0	0.0	0	0.0	0	0.0	4	1.6	0	0.0	First-Line Super./Mgr., Protective Serv. Wrkr (331000)
0	0.0	0	0.0	0	0.0	0	0.0	0	0.0	First-Line Super./Mgrs. of Correct. Offrs (331011)
0	0.0	0	0.0	0	0.0	4	4.0	0	0.0	First-Line Super./Mgrs. of Police & Det. (331012)
0	0.0	0	0.0	0	0.0	0	0.0	0	0.0	First-Line Super./Mgrs. of Fire Fighters (331021)
0	0.0	0	0.0	0	0.0	0	0.0	0	0.0	Super., Protect. Serv. Wrkrs, All Other (331099)
0	0.0	0	0.0	0	0.0	0	0.0	0	0.0	Fire Fighting & Prevention Workers (332000)
0	0.0	0	0.0	0	0.0	0	0.0	0	0.0	Fire Fighters (332011)
0	0.0	0	0.0	0	0.0	0	0.0	0	0.0	Fire Inspectors (332020)
0	0.0	15	2.0	0	0.0	18	2.4	10	1.4	Law Enforcement Workers (333000)
0	0.0	0	0.0	0	0.0	8	5.7	0	0.0	Bailiffs, Correctional Officers, & Jailers (333010)
0	0.0	0	0.0	0	0.0	0	0.0	0	0.0	Detectives & Criminal Investigators (333021)
0	0.0	15	3.0	0	0.0	10	2.0	10	2.0	Police Officers (333050)
0	0.0	0	0.0	0	0.0	0	0.0	0	0.0	Misc. Law Enforcement Workers (3330XX)
0	0.0	10	2.5	0	0.0	19	4.8	0	0.0	Other Protective Service Workers (339000)
0	0.0	0	0.0	0	0.0	0	0.0	0	0.0	Animal Control Workers (339011)
0	0.0	0	0.0	0	0.0	0	0.0	0	0.0	Private Detectives & Investigators (339021)
0	0.0	10	3.9	0	0.0	0	0.0	0	0.0	Sec. Guards & Gaming Surv. Officers (339030)
0	0.0	0	0.0	0	0.0	4	16.0	0	0.0	Crossing Guards (339091)
0	0.0	0	0.0	0	0.0	15	17.6	0	0.0	Lifeguards & Other Prot. Serv. Wrkrs (33909X)
<b>27</b>	<b>0.6</b>	<b>148</b>	<b>3.4</b>	<b>68</b>	<b>1.6</b>	<b>86</b>	<b>2.0</b>	<b>62</b>	<b>1.4</b>	<b>Food Prep. &amp; Serving-Rel. Occupations (350001)</b>
0	0.0	4	0.6	20	3.0	8	1.2	0	0.0	Supervisors, Food Prep. & Serv. Wrkrs (351000)
0	0.0	4	1.1	0	0.0	4	1.1	0	0.0	Chefs & Head Cooks (351011)
0	0.0	0	0.0	20	6.9	4	1.4	0	0.0	First-Line Super./Mgrs. of Food Workers (351012)
15	1.4	119	10.9	19	1.7	37	3.4	12	1.1	Cooks & Food Preparation Workers (352000)
0	0.0	100	14.8	15	2.2	33	4.9	8	1.2	Cooks (352010)
15	3.6	19	4.5	4	1.0	4	1.0	4	1.0	Food Preparation Workers (352021)
4	0.2	15	0.8	19	1.0	33	1.7	50	2.5	Food & Beverage Serving Workers (353000)
0	0.0	0	0.0	0	0.0	0	0.0	0	0.0	Bartenders (353011)
4	1.3	0	0.0	0	0.0	25	8.1	0	0.0	Comb Food Prep/Serv., Incl. Fast Food (353021)
0	0.0	0	0.0	0	0.0	0	0.0	15	7.5	Counter Attend., Café., Food Conc., Etc. (353022)
0	0.0	15	1.2	15	1.2	8	0.6	35	2.7	Waiters & Waitresses (353031)
0	0.0	0	0.0	4	8.0	0	0.0	0	0.0	Food Servers, Non-restaurant (353041)
8	1.4	10	1.7	10	1.7	8	1.4	0	0.0	Other Food Prep. & Serv. Rel. Workers (359000)
0	0.0	10	5.0	10	5.0	4	2.0	0	0.0	Dishwashers (359021)
4	3.2	0	0.0	0	0.0	0	0.0	0	0.0	Hosts/Hostesses, Rest., Lounge, Etc. (359031)
4	1.6	0	0.0	0	0.0	4	1.6	0	0.0	Misc. Food Prep & Serving Rel. Workers (3590XX)
<b>4</b>	<b>0.1</b>	<b>84</b>	<b>2.5</b>	<b>45</b>	<b>1.3</b>	<b>22</b>	<b>0.6</b>	<b>49</b>	<b>1.4</b>	<b>Bldg &amp; Grounds Cleaning &amp; Maint. Occs. (370001)</b>
0	0.0	0	0.0	0	0.0	0	0.0	0	0.0	Super., Bldg & Grnds Clean & Maint. Wrkrs (371000)
0	0.0	0	0.0	0	0.0	0	0.0	0	0.0	First-Line Supr./Mgrs. of Housekeeping Etc. (371011)
0	0.0	0	0.0	0	0.0	0	0.0	0	0.0	First-Line Supr./Mgrs. of Landscaping, Etc. (371012)

**CONNECTICUT OCCUPATIONAL STATISTICS**  
**for Equal Employment Opportunity and Affirmative Action Planning**  
**2000 Census of Population and Housing - Special EEO Tabulation**

**Litchfield County**

Occupation	Total All Races *	Total Civilian Labor Force				White Non-Hispanic				Black Non-Hispanic	
		Male	%	Female	%	Male	%	Female	%	Male	%
Building Cleaning & Pest Control Workers (372000)	1,975	1,126	57.0	848	42.9	1,090	55.2	750	38.0	4	0.2
Maids & Housekeeping Cleaners (372012)	640	55	8.6	588	91.9	45	7.0	530	82.8	0	0.0
Janitors & Building Cleaners (37201X)	1,325	1,061	80.1	260	19.6	1,035	78.1	220	16.6	4	0.3
Pest Control Workers (372021)	10	10	100.0	0	0.0	10	100.0	0	0.0	0	0.0
Grounds Maintenance Workers (373000)	1,185	964	81.4	225	19.0	880	74.3	225	19.0	10	0.8
Grounds Maintenance Workers (373010)	1,185	964	81.4	225	19.0	880	74.3	225	19.0	10	0.8
<b>Personal Care &amp; Service Occupations (390001)</b>	<b>2,411</b>	<b>362</b>	<b>15.0</b>	<b>2,066</b>	<b>85.7</b>	<b>352</b>	<b>14.6</b>	<b>1,980</b>	<b>82.1</b>	<b>0</b>	<b>0.0</b>
Super., Personal Care & Service Workers (391000)	120	35	29.2	90	75.0	35	29.2	90	75.0	0	0.0
First-Line Super./Mgrs. of Gaming Workers (391010)	20	0	0.0	20	100.0	0	0.0	20	100.0	0	0.0
First-Line Super./Mgrs. of Pers. Serv. Wrks (391021)	100	35	35.0	70	70.0	35	35.0	70	70.0	0	0.0
Animal Care & Service Workers (392000)	230	45	19.6	185	80.4	45	19.6	170	73.9	0	0.0
Animal Trainers (392011)	65	25	38.5	40	61.5	25	38.5	25	38.5	0	0.0
Non-farm Animal Caretakers (392021)	165	20	12.1	145	87.9	20	12.1	145	87.9	0	0.0
Entert. Attendants & Related Workers (393000)	69	45	65.2	22	31.9	45	65.2	18	26.1	0	0.0
Gaming Services Workers (393010)	4	0	0.0	4	100.0	0	0.0	4	100.0	0	0.0
Motion Picture Projectionists (393021)	0	0	0.0	0	0.0	0	0.0	0	0.0	0	0.0
Ushers, Lobby Attend., & Ticket Takers (393031)	25	15	60.0	10	40.0	15	60.0	10	40.0	0	0.0
Misc. Entertainment Attend. & Rel Wrks (393090)	40	30	75.0	8	20.0	30	75.0	4	10.0	0	0.0
Funeral Service Workers (394000)	4	4	100.0	0	0.0	4	100.0	0	0.0	0	0.0
Personal Appearance Workers (395000)	475	65	13.7	415	87.4	55	11.6	415	87.4	0	0.0
Barbers (395011)	45	20	44.4	25	55.6	20	44.4	25	55.6	0	0.0
Hairdressers, Stylists, & Cosmetologists (395012)	415	45	10.8	375	90.4	35	8.4	375	90.4	0	0.0
Misc. Personal Appearance Workers (395090)	15	0	0.0	15	100.0	0	0.0	15	100.0	0	0.0
Transp., Tourism, & Lodging Attendants (396000)	69	33	47.8	43	62.3	33	47.8	43	62.3	0	0.0
Baggage Porters, Bellhops, & Concierges (396010)	25	25	100.0	4	16.0	25	100.0	4	16.0	0	0.0
Tour & Travel Guides (396020)	4	4	100.0	4	100.0	4	100.0	4	100.0	0	0.0
Transportation Attendants (396030)	40	4	10.0	35	87.5	4	10.0	35	87.5	0	0.0
Other Personal Care & Service Workers (399000)	1,444	135	9.3	1,311	90.8	135	9.3	1,244	86.1	0	0.0
Child Care Workers (399011)	905	25	2.8	879	97.1	25	2.8	830	91.7	0	0.0
Personal & Home Care Aides (399021)	245	60	24.5	189	77.1	60	24.5	185	75.5	0	0.0
Recreation & Fitness Workers (399030)	140	35	25.0	105	75.0	35	25.0	105	75.0	0	0.0
Residential Advisors (399041)	150	15	10.0	134	89.3	15	10.0	120	80.0	0	0.0
Pers. Care & Serv. Workers, All Other (399099)	4	0	0.0	4	100.0	0	0.0	4	100.0	0	0.0
<b>SALES &amp; RELATED OCCUPATIONS (410000)</b>	<b>10,520</b>	<b>5,638</b>	<b>53.6</b>	<b>4,885</b>	<b>46.4</b>	<b>5,395</b>	<b>51.3</b>	<b>4,609</b>	<b>43.8</b>	<b>47</b>	<b>0.4</b>
Supervisors, Sales Workers (411000)	2,840	1,599	56.3	1,250	44.0	1,535	54.0	1,175	41.4	4	0.1
First-Line Super./Mgrs. of Ret. Sales Wrks (411011)	2,210	1,254	56.7	960	43.4	1,190	53.8	905	41.0	4	0.2
First-Line Sup./Mgrs., Non-Ret Sales Wrks (411012)	630	345	54.8	290	46.0	345	54.8	270	42.9	0	0.0
Retail Sales Workers (412000)	4,365	1,977	45.3	2,384	54.6	1,840	42.2	2,235	51.2	35	0.8
Cashiers (412010)	1,730	458	26.5	1,270	73.4	410	23.7	1,170	67.6	0	0.0
Counter & Rental Clerks (412021)	160	85	53.1	75	46.9	65	40.6	75	46.9	10	6.3
Parts Salespersons (412022)	120	109	90.8	10	8.3	105	87.5	10	8.3	0	0.0
Retail Salespersons (412031)	2,355	1,325	56.3	1,029	43.7	1,260	53.5	980	41.6	25	1.1
Sales Representatives, Services (413000)	1,310	819	62.5	488	37.3	800	61.1	460	35.1	4	0.3
Advertising Sales Agents (413011)	120	35	29.2	84	70.0	35	29.2	80	66.7	0	0.0
Insurance Sales Agents (413021)	415	285	68.7	130	31.3	270	65.1	130	31.3	0	0.0
Securities, Comm., & Fin. Serv. Sales Agts (413031)	230	154	67.0	74	32.2	150	65.2	70	30.4	4	1.7
Travel Agents (413041)	110	15	13.6	95	86.4	15	13.6	75	68.2	0	0.0
Sales Reps, Services, All Other (413099)	435	330	75.9	105	24.1	330	75.9	105	24.1	0	0.0
Sales Reps, Wholesale & Manufacturing (414000)	1,095	824	75.3	270	24.7	805	73.5	270	24.7	4	0.4
Sales Reps, Wholesale & Manufacturing (414010)	1,095	824	75.3	270	24.7	805	73.5	270	24.7	4	0.4
Other Sales & Related Workers (419000)	910	419	46.0	493	54.2	415	45.6	469	51.5	0	0.0
Models, Demonstrators, & Prod Promoters (419010)	10	4	40.0	4	40.0	0	0.0	4	40.0	0	0.0

**CONNECTICUT OCCUPATIONAL STATISTICS**  
**for Equal Employment Opportunity and Affirmative Action Planning**  
**2000 Census of Population and Housing - Special EEO Tabulation**

**Litchfield County**

Black Non-Hispanic		Hispanic in Any Race				All Other Non-Hispanic				Occupation
Female	%	Male	%	Female	%	Male	%	Female	%	
4	0.2	24	1.2	45	2.3	8	0.4	49	2.5	Building Cleaning & Pest Control Workers (372000)
4	0.6	10	1.6	25	3.9	0	0.0	29	4.5	Maids & Housekeeping Cleaners (372012)
0	0.0	14	1.1	20	1.5	8	0.6	20	1.5	Janitors & Building Cleaners (37201X)
0	0.0	0	0.0	0	0.0	0	0.0	0	0.0	Pest Control Workers (372021)
0	0.0	60	5.1	0	0.0	14	1.2	0	0.0	Grounds Maintenance Workers (373000)
0	0.0	60	5.1	0	0.0	14	1.2	0	0.0	Grounds Maintenance Workers (373010)
<b>18</b>	<b>0.7</b>	<b>10</b>	<b>0.4</b>	<b>33</b>	<b>1.4</b>	<b>0</b>	<b>0.0</b>	<b>35</b>	<b>1.5</b>	<b>Personal Care &amp; Service Occupations (390001)</b>
0	0.0	0	0.0	0	0.0	0	0.0	0	0.0	Super., Personal Care & Service Workers (391000)
0	0.0	0	0.0	0	0.0	0	0.0	0	0.0	First-Line Super./Mgrs. of Gaming Workers (391010)
0	0.0	0	0.0	0	0.0	0	0.0	0	0.0	First-Line Super./Mgrs. of Pers. Serv. Wrkrs (391021)
0	0.0	0	0.0	0	0.0	0	0.0	15	6.5	Animal Care & Service Workers (392000)
0	0.0	0	0.0	0	0.0	0	0.0	15	23.1	Animal Trainers (392011)
0	0.0	0	0.0	0	0.0	0	0.0	0	0.0	Non-farm Animal Caretakers (392021)
0	0.0	0	0.0	4	5.8	0	0.0	0	0.0	Entert. Attendants & Related Workers (393000)
0	0.0	0	0.0	0	0.0	0	0.0	0	0.0	Gaming Services Workers (393010)
0	0.0	0	0.0	0	0.0	0	0.0	0	0.0	Motion Picture Projectionists (393021)
0	0.0	0	0.0	0	0.0	0	0.0	0	0.0	Ushers, Lobby Attend., & Ticket Takers (393031)
0	0.0	0	0.0	4	10.0	0	0.0	0	0.0	Misc. Entertainment Attend. & Rel Wrkrs (393090)
0	0.0	0	0.0	0	0.0	0	0.0	0	0.0	Funeral Service Workers (394000)
0	0.0	10	2.1	0	0.0	0	0.0	0	0.0	Personal Appearance Workers (395000)
0	0.0	0	0.0	0	0.0	0	0.0	0	0.0	Barbers (395011)
0	0.0	10	2.4	0	0.0	0	0.0	0	0.0	Hairdressers, Stylists, & Cosmetologists (395012)
0	0.0	0	0.0	0	0.0	0	0.0	0	0.0	Misc. Personal Appearance Workers (395090)
0	0.0	0	0.0	0	0.0	0	0.0	0	0.0	Transp., Tourism, & Lodging Attendants (396000)
0	0.0	0	0.0	0	0.0	0	0.0	0	0.0	Baggage Porters, Bellhops, & Concierges (396010)
0	0.0	0	0.0	0	0.0	0	0.0	0	0.0	Tour & Travel Guides (396020)
0	0.0	0	0.0	0	0.0	0	0.0	0	0.0	Transportation Attendants (396030)
18	1.2	0	0.0	29	2.0	0	0.0	20	1.4	Other Personal Care & Service Workers (399000)
4	0.4	0	0.0	25	2.8	0	0.0	20	2.2	Child Care Workers (399011)
4	1.6	0	0.0	0	0.0	0	0.0	0	0.0	Personal & Home Care Aides (399021)
0	0.0	0	0.0	0	0.0	0	0.0	0	0.0	Recreation & Fitness Workers (399030)
10	6.7	0	0.0	4	2.7	0	0.0	0	0.0	Residential Advisors (399041)
0	0.0	0	0.0	0	0.0	0	0.0	0	0.0	Pers. Care & Serv. Workers, All Other (399099)
<b>59</b>	<b>0.6</b>	<b>102</b>	<b>1.0</b>	<b>99</b>	<b>0.9</b>	<b>94</b>	<b>0.9</b>	<b>118</b>	<b>1.1</b>	<b>SALES &amp; RELATED OCCUPATIONS (410000)</b>
10	0.4	15	0.5	35	1.2	45	1.6	30	1.1	Supervisors, Sales Workers (411000)
10	0.5	15	0.7	35	1.6	45	2.0	10	0.5	First-Line Super./Mgrs. of Ret. Sales Wrkrs (411011)
0	0.0	0	0.0	0	0.0	0	0.0	20	3.2	First-Line Sup./Mgrs., Non-Ret Sales Wrkrs (411012)
35	0.8	68	1.6	50	1.1	34	0.8	64	1.5	Retail Sales Workers (412000)
10	0.6	14	0.8	40	2.3	34	2.0	50	2.9	Cashiers (412010)
0	0.0	10	6.3	0	0.0	0	0.0	0	0.0	Counter & Rental Clerks (412021)
0	0.0	4	3.3	0	0.0	0	0.0	0	0.0	Parts Salespersons (412022)
25	1.1	40	1.7	10	0.4	0	0.0	14	0.6	Retail Salespersons (412031)
0	0.0	15	1.1	14	1.1	0	0.0	14	1.1	Sales Representatives, Services (413000)
0	0.0	0	0.0	4	3.3	0	0.0	0	0.0	Advertising Sales Agents (413011)
0	0.0	15	3.6	0	0.0	0	0.0	0	0.0	Insurance Sales Agents (413021)
0	0.0	0	0.0	0	0.0	0	0.0	4	1.7	Securities, Comm., & Fin. Serv. Sales Agts (413031)
0	0.0	0	0.0	10	9.1	0	0.0	10	9.1	Travel Agents (413041)
0	0.0	0	0.0	0	0.0	0	0.0	0	0.0	Sales Reps, Services, All Other (413099)
0	0.0	0	0.0	0	0.0	15	1.4	0	0.0	Sales Reps, Wholesale & Manufacturing (414000)
0	0.0	0	0.0	0	0.0	15	1.4	0	0.0	Sales Reps, Wholesale & Manufacturing (414010)
14	1.5	4	0.4	0	0.0	0	0.0	10	1.1	Other Sales & Related Workers (419000)
0	0.0	4	40.0	0	0.0	0	0.0	0	0.0	Models, Demonstrators, & Prod Promoters (419010)

**CONNECTICUT OCCUPATIONAL STATISTICS**  
**for Equal Employment Opportunity and Affirmative Action Planning**  
**2000 Census of Population and Housing - Special EEO Tabulation**

**Litchfield County**

Occupation	Total All Races *	Total Civilian Labor Force				White Non-Hispanic				Black Non-Hispanic	
		Male	%	Female	%	Male	%	Female	%	Male	%
Real Estate Brokers & Sales Agents (419020)	535	240	44.9	295	55.1	240	44.9	285	53.3	0	0.0
Sales Engineers (419031)	55	55	100.0	0	0.0	55	100.0	0	0.0	0	0.0
Telemarketers (419041)	110	20	18.2	90	81.8	20	18.2	90	81.8	0	0.0
Door-To-Door Sales Workers & Rel Wrkrs (419091)	70	25	35.7	45	64.3	25	35.7	35	50.0	0	0.0
Sales & Related Workers, All Other (419099)	130	75	57.7	59	45.4	75	57.7	55	42.3	0	0.0
<b>OFFICE &amp; ADMIN. SUPPORT OCCUPATIONS (430000)</b>	<b>13,629</b>	<b>2,838</b>	<b>20.8</b>	<b>10,761</b>	<b>79.0</b>	<b>2,722</b>	<b>20.0</b>	<b>10,353</b>	<b>76.0</b>	<b>4</b>	<b>0.0</b>
Super., Office & Admin. Support Workers (431000)	1,215	295	24.3	920	75.7	275	22.6	870	71.6	0	0.0
First-Line Sup./Mgrs., Admin. Support Wrkrs (431011)	1,215	295	24.3	920	75.7	275	22.6	870	71.6	0	0.0
Communications Equipment Operators (432000)	230	65	28.3	164	71.3	65	28.3	160	69.6	0	0.0
Switchboard Operators, Incl. Ans. Service (432011)	65	10	15.4	54	83.1	10	15.4	50	76.9	0	0.0
Telephone Operators (432021)	150	55	36.7	95	63.3	55	36.7	95	63.3	0	0.0
Comm. Equipment Operators, All Other (432099)	15	0	0.0	15	100.0	0	0.0	15	100.0	0	0.0
Financial Clerks (433000)	2,215	210	9.5	1,998	90.2	200	9.0	1,945	87.8	0	0.0
Bill & Account Collectors (433011)	85	25	29.4	60	70.6	25	29.4	60	70.6	0	0.0
Billing & Posting Clerks & Machine Oper. (433021)	330	30	9.1	305	92.4	20	6.1	280	84.8	0	0.0
Bookkeeping, Accting, & Auditing Clerks (433031)	1,235	115	9.3	1,117	90.4	115	9.3	1,105	89.5	0	0.0
Gaming Cage Workers (433041)	0	0	0.0	0	0.0	0	0.0	0	0.0	0	0.0
Payroll & Timekeeping Clerks (433051)	130	10	7.7	119	91.5	10	7.7	115	88.5	0	0.0
Procurement Clerks (433061)	35	10	28.6	25	71.4	10	28.6	25	71.4	0	0.0
Tellers (433071)	400	20	5.0	372	93.0	20	5.0	360	90.0	0	0.0
Information & Record Clerks (434000)	2,825	575	20.4	2,244	79.4	563	19.9	2,114	74.8	0	0.0
Brokerage Clerks (434011)	0	0	0.0	0	0.0	0	0.0	0	0.0	0	0.0
Court, Municipal, & License Clerks (434031)	10	4	40.0	4	40.0	4	40.0	4	40.0	0	0.0
Credit Authorizers, Checkers, & Clerks (434041)	45	20	44.4	25	55.6	20	44.4	15	33.3	0	0.0
Customer Service Representatives (434051)	1,250	342	27.4	910	72.8	330	26.4	880	70.4	0	0.0
Eligibility Interviewers, Govt. Programs (434061)	45	10	22.2	34	75.6	10	22.2	20	44.4	0	0.0
File Clerks (434071)	180	30	16.7	145	80.6	30	16.7	145	80.6	0	0.0
Hotel, Motel, & Resort Desk Clerks (434081)	45	20	44.4	25	55.6	20	44.4	25	55.6	0	0.0
Interviewers, Except Eligibility & Loan (434111)	70	30	42.9	40	57.1	30	42.9	40	57.1	0	0.0
Library Assistants, Clerical (434121)	105	30	28.6	80	76.2	30	28.6	70	66.7	0	0.0
Loan Interviewers & Clerks (434131)	95	4	4.2	90	94.7	4	4.2	90	94.7	0	0.0
New Accounts Clerks (434141)	0	0	0.0	0	0.0	0	0.0	0	0.0	0	0.0
Human Res. Assists, Exc. Payroll Etc. (434161)	15	0	0.0	14	93.3	0	0.0	10	66.7	0	0.0
Receptionists & Information Clerks (434171)	700	20	2.9	680	97.1	20	2.9	630	90.0	0	0.0
Reserv. & Transp. Ticket Agts & Trav Clerks (434181)	70	20	28.6	50	71.4	20	28.6	50	71.4	0	0.0
Information & Record Clerks, All Other (434199)	20	0	0.0	20	100.0	0	0.0	20	100.0	0	0.0
Correspondence Clerks & Order Clerks (434XXX)	175	45	25.7	127	72.6	45	25.7	115	65.7	0	0.0
Material Recording, Scheduling, Etc. (435000)	2,239	1,306	58.3	924	41.3	1,254	56.0	869	38.8	4	0.2
Cargo & Freight Agents (435011)	4	4	100.0	4	100.0	4	100.0	4	100.0	0	0.0
Couriers & Messengers (435021)	115	85	73.9	24	20.9	85	73.9	20	17.4	0	0.0
Dispatchers (435030)	130	75	57.7	55	42.3	75	57.7	55	42.3	0	0.0
Meter Readers, Utilities (435041)	35	35	100.0	0	0.0	35	100.0	0	0.0	0	0.0
Postal Service Clerks (435051)	80	45	56.3	34	42.5	45	56.3	30	37.5	0	0.0
Postal Service Mail Carriers (435052)	260	200	76.9	60	23.1	190	73.1	60	23.1	0	0.0
Postal Service Mail Sorters, Processors, Etc. (435053)	45	30	66.7	15	33.3	30	66.7	15	33.3	0	0.0
Production, Planning, & Expediting Clerks (435061)	285	125	43.9	160	56.1	125	43.9	150	52.6	0	0.0
Shipping, Receiving, & Traffic Clerks (435071)	550	270	49.1	278	50.5	255	46.4	255	46.4	0	0.0
Stock Clerks & Order Fillers (435081)	690	437	63.3	249	36.1	410	59.4	245	35.5	4	0.6
Weighers, Measurers, Checkers, Etc. (435111)	45	0	0.0	45	100.0	0	0.0	35	77.8	0	0.0
Secretaries & Administrative Assistants (436000)	2,815	40	1.4	2,782	98.8	30	1.1	2,700	95.9	0	0.0
Secretaries & Administrative Assistants (436010)	2,815	40	1.4	2,782	98.8	30	1.1	2,700	95.9	0	0.0
Other Office & Admin. Support Workers (439000)	2,090	347	16.6	1,729	82.7	335	16.0	1,695	81.1	0	0.0

**CONNECTICUT OCCUPATIONAL STATISTICS**  
**for Equal Employment Opportunity and Affirmative Action Planning**  
**2000 Census of Population and Housing - Special EEO Tabulation**

**Litchfield County**

Black Non-Hispanic		Hispanic in Any Race				All Other Non-Hispanic				Occupation
Female	%	Male	%	Female	%	Male	%	Female	%	
10	1.9	0	0.0	0	0.0	0	0.0	0	0.0	Real Estate Brokers & Sales Agents (419020)
0	0.0	0	0.0	0	0.0	0	0.0	0	0.0	Sales Engineers (419031)
0	0.0	0	0.0	0	0.0	0	0.0	0	0.0	Telemarketers (419041)
0	0.0	0	0.0	0	0.0	0	0.0	10	14.3	Door-To-Door Sales Workers & Rel Wrks (419091)
4	3.1	0	0.0	0	0.0	0	0.0	0	0.0	Sales & Related Workers, All Other (419099)
<b>94</b>	<b>0.7</b>	<b>66</b>	<b>0.5</b>	<b>135</b>	<b>1.0</b>	<b>46</b>	<b>0.3</b>	<b>179</b>	<b>1.3</b>	<b>OFFICE &amp; ADMIN. SUPPORT OCCUPATIONS (430000)</b>
10	0.8	20	1.6	30	2.5	0	0.0	10	0.8	Super., Office & Admin. Support Workers (431000)
10	0.8	20	1.6	30	2.5	0	0.0	10	0.8	First-Line Sup./Mgrs., Admin. Support Wrks (431011)
0	0.0	0	0.0	0	0.0	0	0.0	4	1.7	Communications Equipment Operators (432000)
0	0.0	0	0.0	0	0.0	0	0.0	4	6.2	Switchboard Operators, Incl. Ans. Service (432011)
0	0.0	0	0.0	0	0.0	0	0.0	0	0.0	Telephone Operators (432021)
0	0.0	0	0.0	0	0.0	0	0.0	0	0.0	Comm. Equipment Operators, All Other (432099)
4	0.2	0	0.0	8	0.4	10	0.5	41	1.9	Financial Clerks (433000)
0	0.0	0	0.0	0	0.0	0	0.0	0	0.0	Bill & Account Collectors (433011)
0	0.0	0	0.0	0	0.0	10	3.0	25	7.6	Billing & Posting Clerks & Machine Oper. (433021)
0	0.0	0	0.0	4	0.3	0	0.0	8	0.6	Bookkeeping, Accting, & Auditing Clerks (433031)
0	0.0	0	0.0	0	0.0	0	0.0	0	0.0	Gaming Cage Workers (433041)
0	0.0	0	0.0	4	3.1	0	0.0	0	0.0	Payroll & Timekeeping Clerks (433051)
0	0.0	0	0.0	0	0.0	0	0.0	0	0.0	Procurement Clerks (433061)
4	1.0	0	0.0	0	0.0	0	0.0	8	2.0	Tellers (433071)
49	1.7	4	0.1	28	1.0	8	0.3	53	1.9	Information & Record Clerks (434000)
0	0.0	0	0.0	0	0.0	0	0.0	0	0.0	Brokerage Clerks (434011)
0	0.0	0	0.0	0	0.0	0	0.0	0	0.0	Court, Municipal, & License Clerks (434031)
10	22.2	0	0.0	0	0.0	0	0.0	0	0.0	Credit Authorizers, Checkers, & Clerks (434041)
10	0.8	4	0.3	20	1.6	8	0.6	0	0.0	Customer Service Representatives (434051)
10	22.2	0	0.0	4	8.9	0	0.0	0	0.0	Eligibility Interviewers, Govt. Programs (434061)
0	0.0	0	0.0	0	0.0	0	0.0	0	0.0	File Clerks (434071)
0	0.0	0	0.0	0	0.0	0	0.0	0	0.0	Hotel, Motel, & Resort Desk Clerks (434081)
0	0.0	0	0.0	0	0.0	0	0.0	0	0.0	Interviewers, Except Eligibility & Loan (434111)
0	0.0	0	0.0	0	0.0	0	0.0	10	9.5	Library Assistants, Clerical (434121)
0	0.0	0	0.0	0	0.0	0	0.0	0	0.0	Loan Interviewers & Clerks (434131)
0	0.0	0	0.0	0	0.0	0	0.0	0	0.0	New Accounts Clerks (434141)
0	0.0	0	0.0	0	0.0	0	0.0	4	26.7	Human Res. Assists, Exc. Payroll Etc. (434161)
15	2.1	0	0.0	0	0.0	0	0.0	35	5.0	Receptionists & Information Clerks (434171)
0	0.0	0	0.0	0	0.0	0	0.0	0	0.0	Reserv. & Transp. Ticket Agts & Trav Clerks (434181)
0	0.0	0	0.0	0	0.0	0	0.0	0	0.0	Information & Record Clerks, All Other (434199)
4	2.3	0	0.0	4	2.3	0	0.0	4	2.3	Correspondence Clerks & Order Clerks (434XXX)
8	0.4	34	1.5	12	0.5	14	0.6	35	1.6	Material Recording, Scheduling, Etc. (435000)
0	0.0	0	0.0	0	0.0	0	0.0	0	0.0	Cargo & Freight Agents (435011)
0	0.0	0	0.0	4	3.5	0	0.0	0	0.0	Couriers & Messengers (435021)
0	0.0	0	0.0	0	0.0	0	0.0	0	0.0	Dispatchers (435030)
0	0.0	0	0.0	0	0.0	0	0.0	0	0.0	Meter Readers, Utilities (435041)
4	5.0	0	0.0	0	0.0	0	0.0	0	0.0	Postal Service Clerks (435051)
0	0.0	0	0.0	0	0.0	10	3.8	0	0.0	Postal Service Mail Carriers (435052)
0	0.0	0	0.0	0	0.0	0	0.0	0	0.0	Postal Service Mail Sorters, Processors, Etc. (435053)
0	0.0	0	0.0	0	0.0	0	0.0	10	3.5	Production, Planning, & Expediting Clerks (435061)
4	0.7	15	2.7	4	0.7	0	0.0	15	2.7	Shipping, Receiving, & Traffic Clerks (435071)
0	0.0	19	2.8	4	0.6	4	0.6	0	0.0	Stock Clerks & Order Fillers (435081)
0	0.0	0	0.0	0	0.0	0	0.0	10	22.2	Weighers, Measurers, Checkers, Etc. (435111)
15	0.5	0	0.0	45	1.6	10	0.4	22	0.8	Secretaries & Administrative Assistants (436000)
15	0.5	0	0.0	45	1.6	10	0.4	22	0.8	Secretaries & Administrative Assistants (436010)
8	0.4	8	0.4	12	0.6	4	0.2	14	0.7	Other Office & Admin. Support Workers (439000)

**CONNECTICUT OCCUPATIONAL STATISTICS**  
**for Equal Employment Opportunity and Affirmative Action Planning**  
**2000 Census of Population and Housing - Special EEO Tabulation**

**Litchfield County**

Occupation	Total All Races *	Total Civilian Labor Force				White Non-Hispanic				Black Non-Hispanic	
		Male	%	Female	%	Male	%	Female	%	Male	%
Computer Operators (439011)	185	79	42.7	105	56.8	75	40.5	105	56.8	0	0.0
Data Entry Keyers (439021)	200	25	12.5	174	87.0	25	12.5	170	85.0	0	0.0
Word Processors & Typists (439022)	135	15	11.1	115	85.2	15	11.1	115	85.2	0	0.0
Desktop Publishers (439031)	0	0	0.0	0	0.0	0	0.0	0	0.0	0	0.0
Insurance Claims & Policy Proc. Clerks (439041)	220	15	6.8	203	92.3	15	6.8	195	88.6	0	0.0
Mail Clerks & Mail Mach Oper., Exc. USPS (439051)	65	19	29.2	39	60.0	15	23.1	35	53.8	0	0.0
Office Clerks, General (439061)	845	80	9.5	769	91.0	80	9.5	755	89.3	0	0.0
Office Machine Operators, Exc. Computer (439071)	20	19	95.0	0	0.0	15	75.0	0	0.0	0	0.0
Proofreaders & Copy Markers (439081)	30	0	0.0	30	100.0	0	0.0	30	100.0	0	0.0
Statistical Assistants (439111)	15	0	0.0	15	100.0	0	0.0	15	100.0	0	0.0
Office & Admin. Support Workers, All Other (439199)	375	95	25.3	279	74.4	95	25.3	275	73.3	0	0.0
<b>FARMING, FISHING, &amp; FORESTRY OCCUPATIONS (450000)</b>	<b>339</b>	<b>243</b>	<b>71.7</b>	<b>95</b>	<b>28.0</b>	<b>239</b>	<b>70.5</b>	<b>95</b>	<b>28.0</b>	<b>0</b>	<b>0.0</b>
Super., Farming, Fishing, & Forestry Wrks (451000)	30	30	100.0	0	0.0	30	100.0	0	0.0	0	0.0
First-Line Sup./Mgrs. of Farming, Etc. (451010)	30	30	100.0	0	0.0	30	100.0	0	0.0	0	0.0
Agricultural Workers (452000)	239	143	59.8	95	39.7	139	58.2	95	39.7	0	0.0
Agricultural Inspectors (452011)	4	4	100.0	0	0.0	4	100.0	0	0.0	0	0.0
Graders & Sorters, Agricultural Products (452041)	0	0	0.0	0	0.0	0	0.0	0	0.0	0	0.0
Misc. Agric. Wrks, Incl. Animal Breeders (4520XX)	235	139	59.1	95	40.4	135	57.4	95	40.4	0	0.0
Fishing & Hunting Workers (453000)	0	0	0.0	0	0.0	0	0.0	0	0.0	0	0.0
Forest, Conservation, & Logging Workers (454000)	70	70	100.0	0	0.0	70	100.0	0	0.0	0	0.0
Forest & Conservation Workers (454011)	10	10	100.0	0	0.0	10	100.0	0	0.0	0	0.0
Logging Workers (454020)	60	60	100.0	0	0.0	60	100.0	0	0.0	0	0.0
<b>CONSTRUCTION &amp; EXTRACTION OCCUPATIONS (470000)</b>	<b>7,268</b>	<b>7,108</b>	<b>97.8</b>	<b>149</b>	<b>2.1</b>	<b>6,897</b>	<b>94.9</b>	<b>125</b>	<b>1.7</b>	<b>38</b>	<b>0.5</b>
Super., Construction & Extraction Workers (471000)	980	963	98.3	20	2.0	945	96.4	20	2.0	4	0.4
First-Line Sup./Mgrs. of Constr & Extr. Wrks (471011)	980	963	98.3	20	2.0	945	96.4	20	2.0	4	0.4
Construction Trades Workers (472000)	5,804	5,671	97.7	125	2.2	5,478	94.4	101	1.7	34	0.6
Boilermakers (472011)	4	4	100.0	0	0.0	4	100.0	0	0.0	0	0.0
Brickmasons, Blockmasons, & Stonemasons (472020)	245	245	100.0	0	0.0	235	95.9	0	0.0	0	0.0
Carpenters (472031)	1,920	1,895	98.7	30	1.6	1,845	96.1	20	1.0	0	0.0
Carpet, Floor, & Tile Installers & Finishers (472040)	250	244	97.6	4	1.6	240	96.0	4	1.6	0	0.0
Cement Masons, Concrete Finishers, Etc. (472050)	15	4	26.7	4	26.7	4	26.7	4	26.7	0	0.0
Construction Laborers (472061)	830	813	98.0	20	2.4	805	97.0	20	2.4	0	0.0
Paving, Surfacing, & Tamping Equip. Oper. (472071)	35	35	100.0	0	0.0	35	100.0	0	0.0	0	0.0
Miscellaneous Construction Equip. Oper. (47207X)	285	285	100.0	0	0.0	275	96.5	0	0.0	0	0.0
Drywall Install., Ceil. Tile Install., & Tapers (472080)	85	84	98.8	0	0.0	80	94.1	0	0.0	0	0.0
Electricians (472111)	570	570	100.0	4	0.7	535	93.9	4	0.7	0	0.0
Glaziers (472121)	60	60	100.0	0	0.0	60	100.0	0	0.0	0	0.0
Insulation Workers (472130)	50	49	98.0	0	0.0	35	70.0	0	0.0	10	20.0
Painters, Construction & Maintenance (472141)	550	510	92.7	40	7.3	480	87.3	30	5.5	10	1.8
Paperhangers (472142)	0	0	0.0	0	0.0	0	0.0	0	0.0	0	0.0
Pipelayers, Plumbers, Pipefitters, Etc. (472150)	565	549	97.2	15	2.7	535	94.7	15	2.7	4	0.7
Plasterers & Stucco Masons (472161)	0	0	0.0	0	0.0	0	0.0	0	0.0	0	0.0
Roofers (472181)	155	149	96.1	0	0.0	135	87.1	0	0.0	10	6.5
Sheet Metal Workers (472211)	95	95	100.0	0	0.0	95	100.0	0	0.0	0	0.0
Iron & Steel Workers (472XXX)	90	80	88.9	8	8.9	80	88.9	4	4.4	0	0.0
Helpers, Construction Trades (473000)	25	25	100.0	0	0.0	25	100.0	0	0.0	0	0.0
Helpers, Construction Trades (473010)	25	25	100.0	0	0.0	25	100.0	0	0.0	0	0.0
Other Construction & Related Workers (474000)	364	354	97.3	4	1.1	354	97.3	4	1.1	0	0.0
Construction & Building Inspectors (474011)	90	90	100.0	0	0.0	90	100.0	0	0.0	0	0.0
Elevator Installers & Repairers (474021)	65	65	100.0	0	0.0	65	100.0	0	0.0	0	0.0
Fence Erectors (474031)	35	35	100.0	0	0.0	35	100.0	0	0.0	0	0.0
Hazardous Materials Removal Workers (474041)	10	10	100.0	0	0.0	10	100.0	0	0.0	0	0.0

**CONNECTICUT OCCUPATIONAL STATISTICS**  
**for Equal Employment Opportunity and Affirmative Action Planning**  
**2000 Census of Population and Housing - Special EEO Tabulation**

**Litchfield County**

Black Non-Hispanic		Hispanic in Any Race				All Other Non-Hispanic				Occupation
Female	%	Male	%	Female	%	Male	%	Female	%	
0	0.0	0	0.0	0	0.0	4	2.2	0	0.0	Computer Operators (439011)
0	0.0	0	0.0	0	0.0	0	0.0	4	2.0	Data Entry Keyers (439021)
0	0.0	0	0.0	0	0.0	0	0.0	0	0.0	Word Processors & Typists (439022)
0	0.0	0	0.0	0	0.0	0	0.0	0	0.0	Desktop Publishers (439031)
4	1.8	0	0.0	4	1.8	0	0.0	0	0.0	Insurance Claims & Policy Proc. Clerks (439041)
0	0.0	4	6.2	4	6.2	0	0.0	0	0.0	Mail Clerks & Mail Mach Oper., Exc. USPS (439051)
4	0.5	0	0.0	0	0.0	0	0.0	10	1.2	Office Clerks, General (439061)
0	0.0	4	20.0	0	0.0	0	0.0	0	0.0	Office Machine Operators, Exc. Computer (439071)
0	0.0	0	0.0	0	0.0	0	0.0	0	0.0	Proofreaders & Copy Markers (439081)
0	0.0	0	0.0	0	0.0	0	0.0	0	0.0	Statistical Assistants (439111)
0	0.0	0	0.0	4	1.1	0	0.0	0	0.0	Office & Admin. Support Workers, All Other (439199)
<b>0</b>	<b>0.0</b>	<b>0</b>	<b>0.0</b>	<b>0</b>	<b>0.0</b>	<b>4</b>	<b>1.2</b>	<b>0</b>	<b>0.0</b>	<b>FARMING, FISHING, &amp; FORESTRY OCCUPATIONS (450000)</b>
0	0.0	0	0.0	0	0.0	0	0.0	0	0.0	Super., Farming, Fishing, & Forestry Wrks (451000)
0	0.0	0	0.0	0	0.0	0	0.0	0	0.0	First-Line Sup./Mgrs. of Farming, Etc. (451010)
0	0.0	0	0.0	0	0.0	4	1.7	0	0.0	Agricultural Workers (452000)
0	0.0	0	0.0	0	0.0	0	0.0	0	0.0	Agricultural Inspectors (452011)
0	0.0	0	0.0	0	0.0	0	0.0	0	0.0	Graders & Sorters, Agricultural Products (452041)
0	0.0	0	0.0	0	0.0	4	1.7	0	0.0	Misc. Agric. Wrks, Incl. Animal Breeders (4520XX)
0	0.0	0	0.0	0	0.0	0	0.0	0	0.0	Fishing & Hunting Workers (453000)
0	0.0	0	0.0	0	0.0	0	0.0	0	0.0	Forest, Conservation, & Logging Workers (454000)
0	0.0	0	0.0	0	0.0	0	0.0	0	0.0	Forest & Conservation Workers (454011)
0	0.0	0	0.0	0	0.0	0	0.0	0	0.0	Logging Workers (454020)
<b>20</b>	<b>0.3</b>	<b>121</b>	<b>1.7</b>	<b>0</b>	<b>0.0</b>	<b>52</b>	<b>0.7</b>	<b>4</b>	<b>0.1</b>	<b>CONSTRUCTION &amp; EXTRACTION OCCUPATIONS (470000)</b>
0	0.0	0	0.0	0	0.0	14	1.4	0	0.0	Super., Construction & Extraction Workers (471000)
0	0.0	0	0.0	0	0.0	14	1.4	0	0.0	First-Line Sup./Mgrs. of Constr & Extr. Wrks (471011)
20	0.3	121	2.1	0	0.0	38	0.7	4	0.1	Construction Trades Workers (472000)
0	0.0	0	0.0	0	0.0	0	0.0	0	0.0	Boilermakers (472011)
0	0.0	10	4.1	0	0.0	0	0.0	0	0.0	Brickmasons, Blockmasons, & Stonemasons (472020)
10	0.5	40	2.1	0	0.0	10	0.5	0	0.0	Carpenters (472031)
0	0.0	4	1.6	0	0.0	0	0.0	0	0.0	Carpet, Floor, & Tile Installers & Finishers (472040)
0	0.0	0	0.0	0	0.0	0	0.0	0	0.0	Cement Masons, Concrete Finishers, Etc. (472050)
0	0.0	4	0.5	0	0.0	4	0.5	0	0.0	Construction Laborers (472061)
0	0.0	0	0.0	0	0.0	0	0.0	0	0.0	Paving, Surfacing, & Tamping Equip. Oper. (472071)
0	0.0	0	0.0	0	0.0	10	3.5	0	0.0	Miscellaneous Construction Equip. Oper. (47207X)
0	0.0	0	0.0	0	0.0	4	4.7	0	0.0	Drywall Install., Ceil. Tile Install., & Tapers (472080)
0	0.0	35	6.1	0	0.0	0	0.0	0	0.0	Electricians (472111)
0	0.0	0	0.0	0	0.0	0	0.0	0	0.0	Glaziers (472121)
0	0.0	4	8.0	0	0.0	0	0.0	0	0.0	Insulation Workers (472130)
10	1.8	20	3.6	0	0.0	0	0.0	0	0.0	Painters, Construction & Maintenance (472141)
0	0.0	0	0.0	0	0.0	0	0.0	0	0.0	Paperhangers (472142)
0	0.0	0	0.0	0	0.0	10	1.8	0	0.0	Pipelayers, Plumbers, Pipefitters, Etc. (472150)
0	0.0	0	0.0	0	0.0	0	0.0	0	0.0	Plasterers & Stucco Masons (472161)
0	0.0	4	2.6	0	0.0	0	0.0	0	0.0	Roofers (472181)
0	0.0	0	0.0	0	0.0	0	0.0	0	0.0	Sheet Metal Workers (472211)
0	0.0	0	0.0	0	0.0	0	0.0	4	4.4	Iron & Steel Workers (472XXX)
0	0.0	0	0.0	0	0.0	0	0.0	0	0.0	Helpers, Construction Trades (473000)
0	0.0	0	0.0	0	0.0	0	0.0	0	0.0	Helpers, Construction Trades (473010)
0	0.0	0	0.0	0	0.0	0	0.0	0	0.0	Other Construction & Related Workers (474000)
0	0.0	0	0.0	0	0.0	0	0.0	0	0.0	Construction & Building Inspectors (474011)
0	0.0	0	0.0	0	0.0	0	0.0	0	0.0	Elevator Installers & Repairers (474021)
0	0.0	0	0.0	0	0.0	0	0.0	0	0.0	Fence Erectors (474031)
0	0.0	0	0.0	0	0.0	0	0.0	0	0.0	Hazardous Materials Removal Workers (474041)



**CONNECTICUT OCCUPATIONAL STATISTICS**  
**for Equal Employment Opportunity and Affirmative Action Planning**  
**2000 Census of Population and Housing - Special EEO Tabulation**

**Litchfield County**

Occupation	Total All Races *	Total Civilian Labor Force				White Non-Hispanic				Black Non-Hispanic	
		Male	%	Female	%	Male	%	Female	%	Male	%
Highway Maintenance Workers (474051)	145	135	93.1	4	2.8	135	93.1	4	2.8	0	0.0
Rail-Track Laying & Maint. Equip. Operators (474061)	4	4	100.0	0	0.0	4	100.0	0	0.0	0	0.0
Septic Tank Serv. & Sewer Pipe Cleaners (474071)	0	0	0.0	0	0.0	0	0.0	0	0.0	0	0.0
Misc. Construction & Rel. Workers (474090)	15	15	100.0	0	0.0	15	100.0	0	0.0	0	0.0
Extraction Workers (475000)	95	95	100.0	0	0.0	95	100.0	0	0.0	0	0.0
Earth Drillers, Except Oil & Gas (475021)	55	55	100.0	0	0.0	55	100.0	0	0.0	0	0.0
Expl. Wrks, Ord. Handling Experts, & Blasters (475031)	25	25	100.0	0	0.0	25	100.0	0	0.0	0	0.0
Mining Machine Operators (475040)	15	15	100.0	0	0.0	15	100.0	0	0.0	0	0.0
Misc. Extraction Workers, Etc. (4750XX)	0	0	0.0	0	0.0	0	0.0	0	0.0	0	0.0
Derrick, Rotary Drill, Etc., Oil, Gas, & Mining (4750YY)	0	0	0.0	0	0.0	0	0.0	0	0.0	0	0.0
<b>INSTALLATION, MAINTENANCE, &amp; REPAIR OCCS. (490000)</b>	<b>3,598</b>	<b>3,520</b>	<b>97.8</b>	<b>81</b>	<b>2.3</b>	<b>3,382</b>	<b>94.0</b>	<b>71</b>	<b>2.0</b>	<b>44</b>	<b>1.2</b>
Super. of Installation, Maint., & Repair Wrks. (491000)	285	274	96.1	10	3.5	260	91.2	10	3.5	0	0.0
First-Line Super./Mgrs. of Mechanics, Etc (491011)	285	274	96.1	10	3.5	260	91.2	10	3.5	0	0.0
Elect. & Electronic Equip. Mechanics, Etc. (492000)	354	313	88.4	39	11.0	309	87.3	39	11.0	0	0.0
Computer, ATM, & Office Mach Repairers (492011)	130	110	84.6	20	15.4	110	84.6	20	15.4	0	0.0
Radio & Telecomm. Equip. Install & Repair (492020)	135	119	88.1	15	11.1	115	85.2	15	11.1	0	0.0
Avionics Technicians (492091)	0	0	0.0	0	0.0	0	0.0	0	0.0	0	0.0
Electric Motor, Pwr Tool, & Related Repairers (492092)	40	40	100.0	0	0.0	40	100.0	0	0.0	0	0.0
Electr. Equip. Install & Repair, Motor Veh. (492096)	0	0	0.0	0	0.0	0	0.0	0	0.0	0	0.0
Electr. Home Entert. Equip. Install & Repair (492097)	30	25	83.3	4	13.3	25	83.3	4	13.3	0	0.0
Security & Fire Alarm Systems Installers (492098)	4	4	100.0	0	0.0	4	100.0	0	0.0	0	0.0
Elect/Electr Repr, Ind., Utility, & Transp. Equip. (49209X)	15	15	100.0	0	0.0	15	100.0	0	0.0	0	0.0
Veh. & Mobile Equip. Mechs, Installers (493000)	1,460	1,454	99.6	4	0.3	1,410	96.6	4	0.3	30	2.1
Aircraft Mechanics & Service Techs (493011)	85	80	94.1	4	4.7	80	94.1	4	4.7	0	0.0
Automotive Body & Related Repairers (493021)	155	155	100.0	0	0.0	155	100.0	0	0.0	0	0.0
Automotive Glass Installers & Repairers (493022)	10	10	100.0	0	0.0	10	100.0	0	0.0	0	0.0
Automotive Service Techs & Mechanics (493023)	780	780	100.0	0	0.0	750	96.2	0	0.0	30	3.8
Bus & Truck Mechs & Diesel Eng. Specialists (493031)	225	225	100.0	0	0.0	225	100.0	0	0.0	0	0.0
Heavy Veh. & Mob. Equip. Serv. Techs & Mechs (493040)	115	115	100.0	0	0.0	115	100.0	0	0.0	0	0.0
Small Engine Mechanics (493050)	50	49	98.0	0	0.0	45	90.0	0	0.0	0	0.0
Misc. Veh. & Mob. Equip. Mechs, Etc. (493090)	40	40	100.0	0	0.0	30	75.0	0	0.0	0	0.0
Other Installation, Maint. & Repair Occs (499000)	1,499	1,479	98.7	28	1.9	1,403	93.6	18	1.2	14	0.9
Control & Valve Installers & Repairers (499010)	40	40	100.0	0	0.0	40	100.0	0	0.0	0	0.0
Heating, AC, & Refrig. Mechs & Installers (499021)	230	230	100.0	0	0.0	230	100.0	0	0.0	0	0.0
Home Appliance Repairers (499031)	35	35	100.0	0	0.0	25	71.4	0	0.0	0	0.0
Maintenance & Repair Workers, General (499042)	400	389	97.3	10	2.5	350	87.5	10	2.5	10	2.5
Maintenance Workers, Machinery (499043)	4	4	100.0	0	0.0	4	100.0	0	0.0	0	0.0
Millwrights (499044)	35	35	100.0	0	0.0	35	100.0	0	0.0	0	0.0
Ind. & Refractory Machinery Mechanics (49904X)	330	330	100.0	0	0.0	315	95.5	0	0.0	0	0.0
Electrical Power-Line Installers & Repairers (499051)	25	24	96.0	4	16.0	20	80.0	4	16.0	0	0.0
Telecomm. Line Installers & Repairers (499052)	115	118	102.6	0	0.0	110	95.7	0	0.0	4	3.5
Precision Instrument & Equip. Repairers (499060)	75	70	93.3	4	5.3	70	93.3	4	5.3	0	0.0
Coin, Vending, & Amuse. Mach Servicers (499091)	10	4	40.0	10	100.0	4	40.0	0	0.0	0	0.0
Locksmiths & Safe Repairers (499094)	35	35	100.0	0	0.0	35	100.0	0	0.0	0	0.0
Manufactured Bldg & Mobile Home Install (499095)	0	0	0.0	0	0.0	0	0.0	0	0.0	0	0.0
Riggers (499096)	0	0	0.0	0	0.0	0	0.0	0	0.0	0	0.0
Helpers--Installation, Maint., & Rep. Wrks (499098)	0	0	0.0	0	0.0	0	0.0	0	0.0	0	0.0
Other Install., Maint., & Rpr. Wrks, Etc. (49909X)	165	165	100.0	0	0.0	165	100.0	0	0.0	0	0.0
<b>PRODUCTION OCCUPATIONS (510000)</b>	<b>9,896</b>	<b>6,893</b>	<b>69.7</b>	<b>2,952</b>	<b>29.8</b>	<b>6,303</b>	<b>63.7</b>	<b>2,615</b>	<b>26.4</b>	<b>140</b>	<b>1.4</b>
Supervisors, Production Workers (511000)	1,155	924	80.0	230	19.9	875	75.8	230	19.9	4	0.3
First-Line Supr./Mgrs. of Prod. & Oper. Wrks (511011)	1,155	924	80.0	230	19.9	875	75.8	230	19.9	4	0.3
Assemblers & Fabricators (512000)	1,140	469	41.1	658	57.7	394	34.6	540	47.4	4	0.4

**CONNECTICUT OCCUPATIONAL STATISTICS**  
**for Equal Employment Opportunity and Affirmative Action Planning**  
**2000 Census of Population and Housing - Special EEO Tabulation**

**Litchfield County**

Black Non-Hispanic		Hispanic in Any Race				All Other Non-Hispanic				Occupation
Female	%	Male	%	Female	%	Male	%	Female	%	
0	0.0	0	0.0	0	0.0	0	0.0	0	0.0	Highway Maintenance Workers (474051)
0	0.0	0	0.0	0	0.0	0	0.0	0	0.0	Rail-Track Laying & Maint. Equip. Operators (474061)
0	0.0	0	0.0	0	0.0	0	0.0	0	0.0	Septic Tank Serv. & Sewer Pipe Cleaners (474071)
0	0.0	0	0.0	0	0.0	0	0.0	0	0.0	Misc. Construction & Rel. Workers (474090)
0	0.0	0	0.0	0	0.0	0	0.0	0	0.0	Extraction Workers (475000)
0	0.0	0	0.0	0	0.0	0	0.0	0	0.0	Earth Drillers, Except Oil & Gas (475021)
0	0.0	0	0.0	0	0.0	0	0.0	0	0.0	Expl. Wrkrs, Ord. Handling Experts, & Blasters (475031)
0	0.0	0	0.0	0	0.0	0	0.0	0	0.0	Mining Machine Operators (475040)
0	0.0	0	0.0	0	0.0	0	0.0	0	0.0	Misc. Extraction Workers, Etc. (4750XX)
0	0.0	0	0.0	0	0.0	0	0.0	0	0.0	Derrick, Rotary Drill, Etc., Oil, Gas,& Mining (4750YY)
<b>10</b>	<b>0.3</b>	<b>42</b>	<b>1.2</b>	<b>0</b>	<b>0.0</b>	<b>52</b>	<b>1.4</b>	<b>0</b>	<b>0.0</b>	<b>INSTALLATION, MAINTENANCE, &amp; REPAIR OCCS. (490000)</b>
0	0.0	4	1.4	0	0.0	10	3.5	0	0.0	Super. of Installation, Maint., & Repair Wrkrs. (491000)
0	0.0	4	1.4	0	0.0	10	3.5	0	0.0	First-Line Super./Mgrs. of Mechanics, Etc (491011)
0	0.0	0	0.0	0	0.0	4	1.1	0	0.0	Elect. & Electronic Equip. Mechanics, Etc. (492000)
0	0.0	0	0.0	0	0.0	0	0.0	0	0.0	Computer, ATM, & Office Mach Repairers (492011)
0	0.0	0	0.0	0	0.0	4	3.0	0	0.0	Radio & Telecomm. Equip. Install & Repair (492020)
0	0.0	0	0.0	0	0.0	0	0.0	0	0.0	Avionics Technicians (492091)
0	0.0	0	0.0	0	0.0	0	0.0	0	0.0	Electric Motor, Pwr Tool, & Related Repairers (492092)
0	0.0	0	0.0	0	0.0	0	0.0	0	0.0	Electr. Equip. Install & Repair, Motor Veh. (492096)
0	0.0	0	0.0	0	0.0	0	0.0	0	0.0	Electr. Home Entert. Equip. Install & Repair (492097)
0	0.0	0	0.0	0	0.0	0	0.0	0	0.0	Security & Fire Alarm Systems Installers (492098)
0	0.0	0	0.0	0	0.0	0	0.0	0	0.0	Elect/Electr Repr, Ind., Utility,& Transp. Equip. (49209X)
0	0.0	4	0.3	0	0.0	10	0.7	0	0.0	Veh. & Mobile Equip. Mechs, Installers (493000)
0	0.0	0	0.0	0	0.0	0	0.0	0	0.0	Aircraft Mechanics & Service Techs (493011)
0	0.0	0	0.0	0	0.0	0	0.0	0	0.0	Automotive Body & Related Repairers (493021)
0	0.0	0	0.0	0	0.0	0	0.0	0	0.0	Automotive Glass Installers & Repairers (493022)
0	0.0	0	0.0	0	0.0	0	0.0	0	0.0	Automotive Service Techs & Mechanics (493023)
0	0.0	0	0.0	0	0.0	0	0.0	0	0.0	Bus & Truck Mechs & Diesel Eng. Specialists (493031)
0	0.0	0	0.0	0	0.0	0	0.0	0	0.0	Heavy Veh. & Mob. Equip. Serv. Techs & Mechs (493040)
0	0.0	4	8.0	0	0.0	0	0.0	0	0.0	Small Engine Mechanics (493050)
0	0.0	0	0.0	0	0.0	10	25.0	0	0.0	Misc. Veh. & Mob. Equip. Mechs, Etc. (493090)
10	0.7	34	2.3	0	0.0	28	1.9	0	0.0	Other Installation, Maint. & Repair Occs (499000)
0	0.0	0	0.0	0	0.0	0	0.0	0	0.0	Control & Valve Installers & Repairers (499010)
0	0.0	0	0.0	0	0.0	0	0.0	0	0.0	Heating, AC, & Refrig. Mechs & Installers (499021)
0	0.0	0	0.0	0	0.0	10	28.6	0	0.0	Home Appliance Repairers (499031)
0	0.0	19	4.8	0	0.0	10	2.5	0	0.0	Maintenance & Repair Workers, General (499042)
0	0.0	0	0.0	0	0.0	0	0.0	0	0.0	Maintenance Workers, Machinery (499043)
0	0.0	0	0.0	0	0.0	0	0.0	0	0.0	Millwrights (499044)
0	0.0	15	4.5	0	0.0	0	0.0	0	0.0	Ind. & Refractory Machinery Mechanics (49904X)
0	0.0	0	0.0	0	0.0	4	16.0	0	0.0	Electrical Power-Line Installers & Repairers (499051)
0	0.0	0	0.0	0	0.0	4	3.5	0	0.0	Telecomm. Line Installers & Repairers (499052)
0	0.0	0	0.0	0	0.0	0	0.0	0	0.0	Precision Instrument & Equip. Repairers (499060)
10	100.0	0	0.0	0	0.0	0	0.0	0	0.0	Coin, Vending, & Amuse. Mach Servicers (499091)
0	0.0	0	0.0	0	0.0	0	0.0	0	0.0	Locksmiths & Safe Repairers (499094)
0	0.0	0	0.0	0	0.0	0	0.0	0	0.0	Manufactured Blding & Mobile Home Install (499095)
0	0.0	0	0.0	0	0.0	0	0.0	0	0.0	Riggers (499096)
0	0.0	0	0.0	0	0.0	0	0.0	0	0.0	Helpers--Installation, Maint., & Rep. Wrkrs (499098)
0	0.0	0	0.0	0	0.0	0	0.0	0	0.0	Other Install., Maint., & Rpr. Wrkrs, Etc. (49909X)
<b>27</b>	<b>0.3</b>	<b>226</b>	<b>2.3</b>	<b>164</b>	<b>1.7</b>	<b>224</b>	<b>2.3</b>	<b>146</b>	<b>1.5</b>	<b>PRODUCTION OCCUPATIONS (510000)</b>
0	0.0	35	3.0	0	0.0	10	0.9	0	0.0	Supervisors, Production Workers (511000)
0	0.0	35	3.0	0	0.0	10	0.9	0	0.0	First-Line Supr./Mgrs. of Prod. & Oper. Wrkrs (511011)
8	0.7	33	2.9	65	5.7	38	3.3	45	3.9	Assemblers & Fabricators (512000)

**CONNECTICUT OCCUPATIONAL STATISTICS**  
**for Equal Employment Opportunity and Affirmative Action Planning**  
**2000 Census of Population and Housing - Special EEO Tabulation**

**Litchfield County**

Occupation	Total All Races *	Total Civilian Labor Force				White Non-Hispanic				Black Non-Hispanic	
		Male	%	Female	%	Male	%	Female	%	Male	%
Aircraft Struct., Surf., Rig. Assemblers (512011)	45	35	77.8	10	22.2	35	77.8	0	0.0	0	0.0
Elect., Electr., & Electromech. Assemblers (512020)	250	58	23.2	189	75.6	50	20.0	155	62.0	0	0.0
Engine & Other Machine Assemblers (512031)	10	8	80.0	0	0.0	4	40.0	0	0.0	0	0.0
Structural Metal Fabricators & Filters (512041)	0	0	0.0	0	0.0	0	0.0	0	0.0	0	0.0
Miscellaneous Assemblers & Fabricators (512090)	835	368	44.1	459	55.0	305	36.5	385	46.1	4	0.5
Food Processing Workers (513000)	465	300	64.5	164	35.3	300	64.5	154	33.1	0	0.0
Bakers (513011)	235	100	42.6	135	57.4	100	42.6	125	53.2	0	0.0
Butchers/Other Meat, Poultry, Fish Proc Wrks (513020)	135	135	100.0	0	0.0	135	100.0	0	0.0	0	0.0
Food & Tob. Roasting, Etc. Mach Op/Tenders (513091)	15	15	100.0	0	0.0	15	100.0	0	0.0	0	0.0
Food Batchmakers (513092)	50	25	50.0	25	50.0	25	50.0	25	50.0	0	0.0
Food Cooking Machine Operators & Tenders (513093)	30	25	83.3	4	13.3	25	83.3	4	13.3	0	0.0
Metal Workers & Plastic Workers (514000)	3,137	2,614	83.3	505	16.1	2,417	77.0	452	14.4	39	1.2
Computer Control Programmers & Operators (514010)	15	15	100.0	0	0.0	15	100.0	0	0.0	0	0.0
Extr. & Drawing Mach Set, Etc, Metal & Plastic (514021)	15	15	100.0	0	0.0	15	100.0	0	0.0	0	0.0
Forging Mach Setters, Etc., Metal & Plastic (514022)	0	0	0.0	0	0.0	0	0.0	0	0.0	0	0.0
Rolling Mach Setters, Etc., Metal & Plastic (514023)	20	15	75.0	4	20.0	15	75.0	4	20.0	0	0.0
Cut, Punch, & Press Mach Set, Etc., M/P (514031)	45	45	100.0	0	0.0	45	100.0	0	0.0	0	0.0
Drill & Boring Mach Tool Setters, Etc., M/P (514032)	4	4	100.0	0	0.0	4	100.0	0	0.0	0	0.0
Grinding, Etc. Mach Tool Setters, Etc., M/P (514033)	80	45	56.3	30	37.5	35	43.8	30	37.5	10	12.5
Lathe & Turning Mach Tool Setters, Etc., M/P (514034)	25	20	80.0	4	16.0	20	80.0	4	16.0	0	0.0
Machinists (514041)	610	604	99.0	4	0.7	555	91.0	4	0.7	14	2.3
Metal Furnace & Kiln Operators & Tenders (514050)	15	15	100.0	0	0.0	15	100.0	0	0.0	0	0.0
Model Makers & Patternmakers, M/P (514060)	4	4	100.0	0	0.0	4	100.0	0	0.0	0	0.0
Molders & Molding Mach Setters, Etc., M/P (514070)	140	125	89.3	15	10.7	100	71.4	15	10.7	15	10.7
Tool & Die Makers (514111)	655	653	99.7	0	0.0	630	96.2	0	0.0	0	0.0
Welding, Soldering, & Brazing Workers (514120)	335	285	85.1	55	16.4	250	74.6	45	13.4	0	0.0
Heat Treating Equip. Setters, Etc., M/P (514191)	30	29	96.7	0	0.0	25	83.3	0	0.0	0	0.0
Lay-Out Workers, Metal & Plastic (514192)	0	0	0.0	0	0.0	0	0.0	0	0.0	0	0.0
Plating & Coating Mach Setters, Etc., M/P (514193)	45	34	75.6	10	22.2	30	66.7	10	22.2	0	0.0
Tool Grinders, Filers, & Sharpeners (514194)	4	4	100.0	0	0.0	4	100.0	0	0.0	0	0.0
Other Metal & Plastic Workers, Incl. Milling, Etc. (514XXX)	1,095	702	64.1	383	35.0	655	59.8	340	31.1	0	0.0
Printing Workers (515000)	259	174	67.2	95	36.7	159	61.4	95	36.7	0	0.0
Bookbinders & Bindery Workers (515010)	4	4	100.0	0	0.0	4	100.0	0	0.0	0	0.0
Job Printers (515021)	30	20	66.7	15	50.0	20	66.7	15	50.0	0	0.0
Prepress Technicians & Workers (515022)	100	45	45.0	55	55.0	45	45.0	55	55.0	0	0.0
Printing Machine Operators (515023)	125	105	84.0	25	20.0	90	72.0	25	20.0	0	0.0
Textile, Apparel, & Furnishings Workers (516000)	604	263	43.5	338	56.0	234	38.7	284	47.0	0	0.0
Laundry & Dry-Cleaning Workers (516011)	150	70	46.7	80	53.3	70	46.7	70	46.7	0	0.0
Pressers, Textile, Garment, & Rel. Materials (516021)	45	15	33.3	29	64.4	15	33.3	25	55.6	0	0.0
Sewing Machine Operators (516031)	180	24	13.3	155	86.1	20	11.1	115	63.9	0	0.0
Shoe & Leather Workers & Repairers (516041)	4	4	100.0	0	0.0	4	100.0	0	0.0	0	0.0
Shoe Machine Operators & Tenders (516042)	0	0	0.0	0	0.0	0	0.0	0	0.0	0	0.0
Tailors, Dressmakers, & Sewers (516050)	85	25	29.4	60	70.6	25	29.4	60	70.6	0	0.0
Textile Bleaching & Dyeing Mach Op/Tenders (516061)	15	15	100.0	0	0.0	15	100.0	0	0.0	0	0.0
Textile Cutting Mach Setters, Opers/Tenders (516062)	25	15	60.0	4	16.0	15	60.0	4	16.0	0	0.0
Textile Knitting & Weaving Mach Setters, Etc. (516063)	0	0	0.0	0	0.0	0	0.0	0	0.0	0	0.0
Textile Winding, Etc. Mach Setters, Op/Tenders (516064)	0	0	0.0	0	0.0	0	0.0	0	0.0	0	0.0
Upholsterers (516093)	45	40	88.9	10	22.2	30	66.7	10	22.2	0	0.0
Misc. Textile, App, & Furn. Wrks, Exc. Upholst (51609X)	55	55	100.0	0	0.0	40	72.7	0	0.0	0	0.0
Woodworkers (517000)	339	319	94.1	18	5.3	319	94.1	18	5.3	0	0.0
Cabinetmakers & Bench Carpenters (517011)	155	150	96.8	4	2.6	150	96.8	4	2.6	0	0.0
Furniture Finishers (517021)	40	40	100.0	0	0.0	40	100.0	0	0.0	0	0.0

**CONNECTICUT OCCUPATIONAL STATISTICS**  
**for Equal Employment Opportunity and Affirmative Action Planning**  
**2000 Census of Population and Housing - Special EEO Tabulation**

**Litchfield County**

Black Non-Hispanic		Hispanic in Any Race				All Other Non-Hispanic				Occupation
Female	%	Male	%	Female	%	Male	%	Female	%	
0	0.0	0	0.0	10	22.2	0	0.0	0	0.0	Aircraft Struct., Surf., Rig. Assemblers (512011)
4	1.6	4	1.6	10	4.0	4	1.6	20	8.0	Elect., Electr., & Electromech. Assemblers (512020)
0	0.0	4	40.0	0	0.0	0	0.0	0	0.0	Engine & Other Machine Assemblers (512031)
0	0.0	0	0.0	0	0.0	0	0.0	0	0.0	Structural Metal Fabricators & Fitters (512041)
4	0.5	25	3.0	45	5.4	34	4.1	25	3.0	Miscellaneous Assemblers & Fabricators (512090)
0	0.0	0	0.0	10	2.2	0	0.0	0	0.0	Food Processing Workers (513000)
0	0.0	0	0.0	10	4.3	0	0.0	0	0.0	Bakers (513011)
0	0.0	0	0.0	0	0.0	0	0.0	0	0.0	Butchers/Other Meat, Poultry, Fish Proc Wrkrs (513020)
0	0.0	0	0.0	0	0.0	0	0.0	0	0.0	Food & Tob. Roasting, Etc. Mach Op/Tenders (513091)
0	0.0	0	0.0	0	0.0	0	0.0	0	0.0	Food Batchmakers (513092)
0	0.0	0	0.0	0	0.0	0	0.0	0	0.0	Food Cooking Machine Operators & Tenders (513093)
0	0.0	57	1.8	34	1.1	101	3.2	19	0.6	Metal Workers & Plastic Workers (514000)
0	0.0	0	0.0	0	0.0	0	0.0	0	0.0	Computer Control Programmers & Operators (514010)
0	0.0	0	0.0	0	0.0	0	0.0	0	0.0	Extr. & Drawing Mach Set, Etc, Metal & Plastic (514021)
0	0.0	0	0.0	0	0.0	0	0.0	0	0.0	Forging Mach Setters, Etc., Metal & Plastic (514022)
0	0.0	0	0.0	0	0.0	0	0.0	0	0.0	Rolling Mach Setters, Etc., Metal & Plastic (514023)
0	0.0	0	0.0	0	0.0	0	0.0	0	0.0	Cut, Punch, & Press Mach Set, Etc., M/P (514031)
0	0.0	0	0.0	0	0.0	0	0.0	0	0.0	Drill & Boring Mach Tool Setters, Etc., M/P (514032)
0	0.0	0	0.0	0	0.0	0	0.0	0	0.0	Grinding, Etc. Mach Tool Setters, Etc., M/P (514033)
0	0.0	0	0.0	0	0.0	0	0.0	0	0.0	Lathe & Turning Mach Tool Setters, Etc., M/P (514034)
0	0.0	0	0.0	0	0.0	35	5.7	0	0.0	Machinists (514041)
0	0.0	0	0.0	0	0.0	0	0.0	0	0.0	Metal Furnace & Kiln Operators & Tenders (514050)
0	0.0	0	0.0	0	0.0	0	0.0	0	0.0	Model Makers & Patternmakers, M/P (514060)
0	0.0	10	7.1	0	0.0	0	0.0	0	0.0	Molders & Molding Mach Setters, Etc., M/P (514070)
0	0.0	4	0.6	0	0.0	19	2.9	0	0.0	Tool & Die Makers (514111)
0	0.0	35	10.4	10	3.0	0	0.0	0	0.0	Welding, Soldering, & Brazing Workers (514120)
0	0.0	0	0.0	0	0.0	4	13.3	0	0.0	Heat Treating Equip. Setters, Etc., M/P (514191)
0	0.0	0	0.0	0	0.0	0	0.0	0	0.0	Lay-Out Workers, Metal & Plastic (514192)
0	0.0	0	0.0	0	0.0	4	8.9	0	0.0	Plating & Coating Mach Setters, Etc., M/P (514193)
0	0.0	0	0.0	0	0.0	0	0.0	0	0.0	Tool Grinders, Filers, & Sharpeners (514194)
0	0.0	8	0.7	24	2.2	39	3.6	19	1.7	Other Metal & Plastic Workers, Incl. Milling, Etc. (514XXX)
0	0.0	0	0.0	0	0.0	15	5.8	0	0.0	Printing Workers (515000)
0	0.0	0	0.0	0	0.0	0	0.0	0	0.0	Bookbinders & Bindery Workers (515010)
0	0.0	0	0.0	0	0.0	0	0.0	0	0.0	Job Printers (515021)
0	0.0	0	0.0	0	0.0	0	0.0	0	0.0	Prepress Technicians & Workers (515022)
0	0.0	0	0.0	0	0.0	15	12.0	0	0.0	Printing Machine Operators (515023)
4	0.7	14	2.3	25	4.1	15	2.5	25	4.1	Textile, Apparel, & Furnishings Workers (516000)
0	0.0	0	0.0	10	6.7	0	0.0	0	0.0	Laundry & Dry-Cleaning Workers (516011)
4	8.9	0	0.0	0	0.0	0	0.0	0	0.0	Pressers, Textile, Garment, & Rel. Materials (516021)
0	0.0	4	2.2	15	8.3	0	0.0	25	13.9	Sewing Machine Operators (516031)
0	0.0	0	0.0	0	0.0	0	0.0	0	0.0	Shoe & Leather Workers & Repairers (516041)
0	0.0	0	0.0	0	0.0	0	0.0	0	0.0	Shoe Machine Operators & Tenders (516042)
0	0.0	0	0.0	0	0.0	0	0.0	0	0.0	Tailors, Dressmakers, & Sewers (516050)
0	0.0	0	0.0	0	0.0	0	0.0	0	0.0	Textile Bleaching & Dyeing Mach Op/Tenders (516061)
0	0.0	0	0.0	0	0.0	0	0.0	0	0.0	Textile Cutting Mach Setters, Opers/Tenders (516062)
0	0.0	0	0.0	0	0.0	0	0.0	0	0.0	Textile Knitting & Weaving Mach Setters, Etc. (516063)
0	0.0	0	0.0	0	0.0	0	0.0	0	0.0	Textile Winding, Etc. Mach Setters, Op/Tenders (516064)
0	0.0	10	22.2	0	0.0	0	0.0	0	0.0	Upholsterers (516093)
0	0.0	0	0.0	0	0.0	15	27.3	0	0.0	Misc. Textile, App, & Furn. Wrkrs, Exc. Upholst (51609X)
0	0.0	0	0.0	0	0.0	0	0.0	0	0.0	Woodworkers (517000)
0	0.0	0	0.0	0	0.0	0	0.0	0	0.0	Cabinetmakers & Bench Carpenters (517011)
0	0.0	0	0.0	0	0.0	0	0.0	0	0.0	Furniture Finishers (517021)

**CONNECTICUT OCCUPATIONAL STATISTICS**  
**for Equal Employment Opportunity and Affirmative Action Planning**  
**2000 Census of Population and Housing - Special EEO Tabulation**

**Litchfield County**

Occupation	Total All Races *	Total Civilian Labor Force				White Non-Hispanic				Black Non-Hispanic	
		Male	%	Female	%	Male	%	Female	%	Male	%
Sawing Mach Setters, Opers, & Tenders, Wood (517041)	4	4	100.0	0	0.0	4	100.0	0	0.0	0	0.0
Woodwork Mach Setters, Op/Tenders, Exc. Sawing (517042)	25	15	60.0	10	40.0	15	60.0	10	40.0	0	0.0
Misc. Woodworkers (5170XX)	115	110	95.7	4	3.5	110	95.7	4	3.5	0	0.0
Plant & System Operators (518000)	129	119	92.2	4	3.1	119	92.2	4	3.1	0	0.0
Power Plant Operators, Distr, & Dispatchers (518010)	30	30	100.0	0	0.0	30	100.0	0	0.0	0	0.0
Stationary Engineers & Boiler Operators (518021)	60	50	83.3	4	6.7	50	83.3	4	6.7	0	0.0
Water & Liq Waste Treat Plant & Sys. Opers (518031)	35	35	100.0	0	0.0	35	100.0	0	0.0	0	0.0
Miscellaneous Plant & System Operators (518090)	4	4	100.0	0	0.0	4	100.0	0	0.0	0	0.0
Other Production Occupations (519000)	2,668	1,711	64.1	940	35.2	1,486	55.7	838	31.4	93	3.5
Chem. Proc. Mach Setters, Ops, & Tenders (519010)	35	30	85.7	4	11.4	30	85.7	4	11.4	0	0.0
Crushing, Grinding, Etc. Workers (519020)	60	45	75.0	14	23.3	25	41.7	10	16.7	20	33.3
Cutting Workers (519030)	60	54	90.0	4	6.7	50	83.3	4	6.7	0	0.0
Extruding, Form, Press Mach Setters, Opers (519041)	15	8	53.3	0	0.0	4	26.7	0	0.0	4	26.7
Furnace, Kiln, Oven, Drier, & Kettle Op/Tenders (519051)	25	15	60.0	10	40.0	15	60.0	10	40.0	0	0.0
Inspectors, Testers, Sorters, Samplers, Weighers (519061)	860	469	54.5	389	45.2	420	48.8	385	44.8	20	2.3
Jewelers & Precious Stone & Metal Workers (519071)	45	40	88.9	10	22.2	40	88.9	10	22.2	0	0.0
Medical, Dental, & Ophthalmic Laboratory Techns (519080)	90	30	33.3	55	61.1	30	33.3	55	61.1	0	0.0
Packaging & Filling Mach Operators & Tenders (519111)	55	20	36.4	39	70.9	20	36.4	35	63.6	0	0.0
Painting Workers (519120)	110	99	90.0	10	9.1	95	86.4	10	9.1	0	0.0
Photog Process Wrkrs & Processing Mach Ops (519130)	55	15	27.3	35	63.6	15	27.3	35	63.6	0	0.0
Cementing & Gluing Machine Ops & Tenders (519191)	0	0	0.0	0	0.0	0	0.0	0	0.0	0	0.0
Cleaning, Washing, & Metal Pickling Eq Op/Tenders (519192)	20	4	20.0	15	75.0	4	20.0	15	75.0	0	0.0
Etchers & Engravers (519194)	4	4	100.0	0	0.0	4	100.0	0	0.0	0	0.0
Molders, Shapers, & Casters, Exc Metal & Plastic (519195)	20	20	100.0	0	0.0	20	100.0	0	0.0	0	0.0
Paper Goods Machine Setters, Op/Tenders (519196)	20	20	100.0	0	0.0	20	100.0	0	0.0	0	0.0
Tire Builders (519197)	4	4	100.0	0	0.0	4	100.0	0	0.0	0	0.0
Helpers - Production Workers (519198)	15	15	100.0	0	0.0	15	100.0	0	0.0	0	0.0
Other Production Workers (5191XX)	1,175	819	69.7	355	30.2	675	57.4	265	22.6	49	4.2
<b>TRANSP. &amp; MATERIAL MOVING OCCUPATIONS (530000)</b>	<b>4,551</b>	<b>3,420</b>	<b>75.1</b>	<b>1,124</b>	<b>24.7</b>	<b>3,250</b>	<b>71.4</b>	<b>1,054</b>	<b>23.2</b>	<b>62</b>	<b>1.4</b>
Super., Transportation & Material Moving Wrkrs (531000)	125	109	87.2	10	8.0	105	84.0	10	8.0	0	0.0
Air Transportation Workers (532000)	155	144	92.9	10	6.5	140	90.3	10	6.5	4	2.6
Aircraft Pilots & Flight Engineers (532010)	140	129	92.1	10	7.1	125	89.3	10	7.1	4	2.9
Air Traffic Control & Airfield Ops Specialists (532020)	15	15	100.0	0	0.0	15	100.0	0	0.0	0	0.0
Motor Vehicle Operators (533000)	2,649	1,971	74.4	683	25.8	1,879	70.9	655	24.7	34	1.3
Bus Drivers (533020)	680	139	20.4	544	80.0	135	19.9	520	76.5	0	0.0
Driver/Sales Workers & Truck Drivers (533030)	1,855	1,729	93.2	124	6.7	1,645	88.7	120	6.5	30	1.6
Taxi Drivers & Chauffeurs (533041)	110	99	90.0	15	13.6	95	86.4	15	13.6	4	3.6
Misc. Motor Vehicle Opers, Incl. Amb. Drivers (5330XX)	4	4	100.0	0	0.0	4	100.0	0	0.0	0	0.0
Rail Transportation Workers (534000)	25	18	72.0	10	40.0	14	56.0	10	40.0	0	0.0
Locomotive Engineers & Operators (534010)	0	0	0.0	0	0.0	0	0.0	0	0.0	0	0.0
Railroad Brake, Signal, & Switch Operators (534021)	10	10	100.0	0	0.0	10	100.0	0	0.0	0	0.0
Railroad Conductors & Yardmasters (534031)	15	8	53.3	10	66.7	4	26.7	10	66.7	0	0.0
Subway, Streetcar, & Other Rail Transp. Workers (5340XX)	0	0	0.0	0	0.0	0	0.0	0	0.0	0	0.0
Water Transportation Workers (535000)	4	4	100.0	0	0.0	4	100.0	0	0.0	0	0.0
Sailors & Marine Oilers (535011)	0	0	0.0	0	0.0	0	0.0	0	0.0	0	0.0
Ship & Boat Captains & Operators (535020)	4	4	100.0	0	0.0	4	100.0	0	0.0	0	0.0
Ship Engineers (535031)	0	0	0.0	0	0.0	0	0.0	0	0.0	0	0.0
Other Transportation Workers (536000)	79	59	74.7	20	25.3	59	74.7	20	25.3	0	0.0
Parking Lot Attendants (536021)	4	4	100.0	0	0.0	4	100.0	0	0.0	0	0.0
Service Station Attendants (536031)	50	30	60.0	20	40.0	30	60.0	20	40.0	0	0.0
Transportation Inspectors (536051)	25	25	100.0	0	0.0	25	100.0	0	0.0	0	0.0
Misc. Transportation Workers (5360XX)	0	0	0.0	0	0.0	0	0.0	0	0.0	0	0.0

**CONNECTICUT OCCUPATIONAL STATISTICS**  
**for Equal Employment Opportunity and Affirmative Action Planning**  
**2000 Census of Population and Housing - Special EEO Tabulation**

**Litchfield County**

Black Non-Hispanic		Hispanic in Any Race				All Other Non-Hispanic				Occupation
Female	%	Male	%	Female	%	Male	%	Female	%	
0	0.0	0	0.0	0	0.0	0	0.0	0	0.0	Sawing Mach Setters, Opers, & Tenders, Wood (517041)
0	0.0	0	0.0	0	0.0	0	0.0	0	0.0	Woodwork Mach Setters, Op/Tenders, Exc. Sawing (517042)
0	0.0	0	0.0	0	0.0	0	0.0	0	0.0	Misc. Woodworkers (5170XX)
0	0.0	0	0.0	0	0.0	0	0.0	0	0.0	Plant & System Operators (518000)
0	0.0	0	0.0	0	0.0	0	0.0	0	0.0	Power Plant Operators, Distr, & Dispatchers (518010)
0	0.0	0	0.0	0	0.0	0	0.0	0	0.0	Stationary Engineers & Boiler Operators (518021)
0	0.0	0	0.0	0	0.0	0	0.0	0	0.0	Water & Liq Waste Treat Plant & Sys. Opers (518031)
0	0.0	0	0.0	0	0.0	0	0.0	0	0.0	Miscellaneous Plant & System Operators (518090)
15	0.6	87	3.3	30	1.1	45	1.7	57	2.1	Other Production Occupations (519000)
0	0.0	0	0.0	0	0.0	0	0.0	0	0.0	Chem. Proc. Mach Setters, Ops, & Tenders (519010)
0	0.0	0	0.0	0	0.0	0	0.0	4	6.7	Crushing, Grinding, Etc. Workers (519020)
0	0.0	4	6.7	0	0.0	0	0.0	0	0.0	Cutting Workers (519030)
0	0.0	0	0.0	0	0.0	0	0.0	0	0.0	Extruding, Form, Press Mach Setters, Opers (519041)
0	0.0	0	0.0	0	0.0	0	0.0	0	0.0	Furnace, Kiln, Oven, Drier, & Kettle Op/Tenders (519051)
0	0.0	29	3.4	0	0.0	0	0.0	4	0.5	Inspectors, Testers, Sorters, Samplers, Weighers (519061)
0	0.0	0	0.0	0	0.0	0	0.0	0	0.0	Jewelers & Precious Stone & Metal Workers (519071)
0	0.0	0	0.0	0	0.0	0	0.0	0	0.0	Medical, Dental, & Ophthalmic Laboratory Techns (519080)
0	0.0	0	0.0	0	0.0	0	0.0	4	7.3	Packaging & Filling Mach Operators & Tenders (519111)
0	0.0	4	3.6	0	0.0	0	0.0	0	0.0	Painting Workers (519120)
0	0.0	0	0.0	0	0.0	0	0.0	0	0.0	Photog Process Wrkrs & Processing Mach Ops (519130)
0	0.0	0	0.0	0	0.0	0	0.0	0	0.0	Cementing & Gluing Machine Ops & Tenders (519191)
0	0.0	0	0.0	0	0.0	0	0.0	0	0.0	Cleaning, Washing, & Metal Pickling Eq Op/Tenders (519192)
0	0.0	0	0.0	0	0.0	0	0.0	0	0.0	Etchers & Engravers (519194)
0	0.0	0	0.0	0	0.0	0	0.0	0	0.0	Molders, Shapers, & Casters, Exc Metal & Plastic (519195)
0	0.0	0	0.0	0	0.0	0	0.0	0	0.0	Paper Goods Machine Setters, Op/Tenders (519196)
0	0.0	0	0.0	0	0.0	0	0.0	0	0.0	Tire Builders (519197)
0	0.0	0	0.0	0	0.0	0	0.0	0	0.0	Helpers - Production Workers (519198)
15	1.3	50	4.3	30	2.6	45	3.8	45	3.8	Other Production Workers (5191XX)
<b>14</b>	<b>0.3</b>	<b>40</b>	<b>0.9</b>	<b>14</b>	<b>0.3</b>	<b>68</b>	<b>1.5</b>	<b>42</b>	<b>0.9</b>	<b>TRANSP. &amp; MATERIAL MOVING OCCUPATIONS (530000)</b>
0	0.0	4	3.2	0	0.0	0	0.0	0	0.0	Super., Transportation & Material Moving Wrkrs (531000)
0	0.0	0	0.0	0	0.0	0	0.0	0	0.0	Air Transportation Workers (532000)
0	0.0	0	0.0	0	0.0	0	0.0	0	0.0	Aircraft Pilots & Flight Engineers (532010)
0	0.0	0	0.0	0	0.0	0	0.0	0	0.0	Air Traffic Control & Airfield Ops Specialists (532020)
4	0.2	14	0.5	0	0.0	44	1.7	24	0.9	Motor Vehicle Operators (533000)
4	0.6	0	0.0	0	0.0	4	0.6	20	2.9	Bus Drivers (533020)
0	0.0	14	0.8	0	0.0	40	2.2	4	0.2	Driver/Sales Workers & Truck Drivers (533030)
0	0.0	0	0.0	0	0.0	0	0.0	0	0.0	Taxi Drivers & Chauffeurs (533041)
0	0.0	0	0.0	0	0.0	0	0.0	0	0.0	Misc. Motor Vehicle Opers, Incl. Amb. Drivers (5330XX)
0	0.0	0	0.0	0	0.0	4	16.0	0	0.0	Rail Transportation Workers (534000)
0	0.0	0	0.0	0	0.0	0	0.0	0	0.0	Locomotive Engineers & Operators (534010)
0	0.0	0	0.0	0	0.0	0	0.0	0	0.0	Railroad Brake, Signal, & Switch Operators (534021)
0	0.0	0	0.0	0	0.0	4	26.7	0	0.0	Railroad Conductors & Yardmasters (534031)
0	0.0	0	0.0	0	0.0	0	0.0	0	0.0	Subway, Streetcar, & Other Rail Transp. Workers (5340XX)
0	0.0	0	0.0	0	0.0	0	0.0	0	0.0	Water Transportation Workers (535000)
0	0.0	0	0.0	0	0.0	0	0.0	0	0.0	Sailors & Marine Oilers (535011)
0	0.0	0	0.0	0	0.0	0	0.0	0	0.0	Ship & Boat Captains & Operators (535020)
0	0.0	0	0.0	0	0.0	0	0.0	0	0.0	Ship Engineers (535031)
0	0.0	0	0.0	0	0.0	0	0.0	0	0.0	Other Transportation Workers (536000)
0	0.0	0	0.0	0	0.0	0	0.0	0	0.0	Parking Lot Attendants (536021)
0	0.0	0	0.0	0	0.0	0	0.0	0	0.0	Service Station Attendants (536031)
0	0.0	0	0.0	0	0.0	0	0.0	0	0.0	Transportation Inspectors (536051)
0	0.0	0	0.0	0	0.0	0	0.0	0	0.0	Misc. Transportation Workers (5360XX)

**CONNECTICUT OCCUPATIONAL STATISTICS**  
**for Equal Employment Opportunity and Affirmative Action Planning**  
**2000 Census of Population and Housing - Special EEO Tabulation**

**Litchfield County**

Occupation	Total All Races *	Total Civilian Labor Force				White Non-Hispanic				Black Non-Hispanic	
		Male	%	Female	%	Male	%	Female	%	Male	%
Material Moving Workers (537000)	1,514	1,115	73.6	391	25.8	1,049	69.3	349	23.1	24	1.6
Crane & Tower Operators (537021)	30	30	100.0	0	0.0	30	100.0	0	0.0	0	0.0
Dredge, Excavating, & Loading Mach Op (537030)	65	64	98.5	0	0.0	60	92.3	0	0.0	0	0.0
Hoist & Winch Operators (537041)	4	4	100.0	0	0.0	4	100.0	0	0.0	0	0.0
Industrial Truck & Tractor Operators (537051)	105	90	85.7	14	13.3	90	85.7	4	3.8	0	0.0
Cleaners of Vehicles & Equipment (537061)	150	115	76.7	35	23.3	115	76.7	35	23.3	0	0.0
Laborers & Freight, Stock, & Mat. Movers, Hand (537062)	875	663	75.8	208	23.8	615	70.3	180	20.6	14	1.6
Machine Feeders & Offbearers (537063)	40	20	50.0	25	62.5	20	50.0	25	62.5	0	0.0
Packers & Packagers, Hand (537064)	160	50	31.3	109	68.1	50	31.3	105	65.6	0	0.0
Pumping Station Operators (537070)	0	0	0.0	0	0.0	0	0.0	0	0.0	0	0.0
Refuse & Recyclable Material Collectors (537081)	50	49	98.0	0	0.0	45	90.0	0	0.0	0	0.0
Misc. Material Moving Wrkrs (537XXX)	35	30	85.7	0	0.0	20	57.1	0	0.0	10	28.6
<b>Unemployed, No Civilian Work Experience Since 1995</b>	<b>345</b>	<b>200</b>	<b>58.0</b>	<b>140</b>	<b>40.6</b>	<b>190</b>	<b>55.1</b>	<b>130</b>	<b>37.7</b>	<b>0</b>	<b>0.0</b>



**CONNECTICUT OCCUPATIONAL STATISTICS**  
**for Equal Employment Opportunity and Affirmative Action Planning**  
**2000 Census of Population and Housing - Special EEO Tabulation**

**Litchfield County**

Black Non-Hispanic		Hispanic in Any Race				All Other Non-Hispanic				Occupation
Female	%	Male	%	Female	%	Male	%	Female	%	
10	0.7	22	1.5	14	0.9	20	1.3	18	1.2	Material Moving Workers (537000)
0	0.0	0	0.0	0	0.0	0	0.0	0	0.0	Crane & Tower Operators (537021)
0	0.0	4	6.2	0	0.0	0	0.0	0	0.0	Dredge, Excavating, & Loading Mach Op (537030)
0	0.0	0	0.0	0	0.0	0	0.0	0	0.0	Hoist & Winch Operators (537041)
0	0.0	0	0.0	0	0.0	0	0.0	10	9.5	Industrial Truck & Tractor Operators (537051)
0	0.0	0	0.0	0	0.0	0	0.0	0	0.0	Cleaners of Vehicles & Equipment (537061)
10	1.1	14	1.6	14	1.6	20	2.3	4	0.5	Laborers & Freight, Stock, & Mat. Movers, Hand (537062)
0	0.0	0	0.0	0	0.0	0	0.0	0	0.0	Machine Feeders & Offbearers (537063)
0	0.0	0	0.0	0	0.0	0	0.0	4	2.5	Packers & Packagers, Hand (537064)
0	0.0	0	0.0	0	0.0	0	0.0	0	0.0	Pumping Station Operators (537070)
0	0.0	4	8.0	0	0.0	0	0.0	0	0.0	Refuse & Recyclable Material Collectors (537081)
0	0.0	0	0.0	0	0.0	0	0.0	0	0.0	Misc. Material Moving Wrkrs (537XXX)
<b>10</b>	<b>2.9</b>	<b>10</b>	<b>2.9</b>	<b>0</b>	<b>0.0</b>	<b>0</b>	<b>0.0</b>	<b>0</b>	<b>0.0</b>	<b>Unemployed, No Civilian Work Experience Since 1995</b>



2000

*Connecticut*

*Occupational*

*Statistics*

*NEW HAVEN*

*County*

**CONNECTICUT OCCUPATIONAL STATISTICS**  
**for Equal Employment Opportunity and Affirmative Action Planning**  
**2000 Census of Population and Housing - Special EEO Tabulation**

**New Haven County**

Occupation	Total All Races *	Total Civilian Labor Force				White Non-Hispanic				Black Non-Hispanic	
		Male	%	Female	%	Male	%	Female	%	Male	%
<b>Total Civilian Labor Force</b>	<b>421,163</b>	<b>215,622</b>	<b>51.2</b>	<b>205,040</b>	<b>48.7</b>	<b>170,967</b>	<b>40.6</b>	<b>158,246</b>	<b>37.6</b>	<b>17,924</b>	<b>4.3</b>
<b>MGMT., BUSINESS, &amp; FIN. OCCS. (110000)</b>	<b>53,359</b>	<b>30,981</b>	<b>58.1</b>	<b>22,310</b>	<b>41.8</b>	<b>28,025</b>	<b>52.5</b>	<b>19,074</b>	<b>35.7</b>	<b>1,276</b>	<b>2.4</b>
<b>Management Occupations (110001)</b>	<b>35,520</b>	<b>22,750</b>	<b>64.0</b>	<b>12,719</b>	<b>35.8</b>	<b>20,550</b>	<b>57.9</b>	<b>11,060</b>	<b>31.1</b>	<b>962</b>	<b>2.7</b>
Top Executives (111000)	6,240	5,083	81.5	1,152	18.5	4,790	76.8	1,010	16.2	124	2.0
Chief Executives (111011)	3,665	3,103	84.7	559	15.3	2,955	80.6	510	13.9	44	1.2
General & Operations Mgrs. (111021)	2,525	1,940	76.8	583	23.1	1,795	71.1	500	19.8	80	3.2
Legislators (111031)	50	40	80.0	10	20.0	40	80.0	0	0.0	0	0.0
Advert., Marketing, Promo., Pub. Rel. (112000)	4,105	2,442	59.5	1,644	40.0	2,240	54.6	1,455	35.4	105	2.6
Advertising & Promotions Mgrs. (112011)	250	109	43.6	140	56.0	105	42.0	140	56.0	0	0.0
Marketing & Sales Mgrs. (112020)	3,635	2,264	62.3	1,359	37.4	2,070	56.9	1,200	33.0	105	2.9
Public Relations Mgrs. (112031)	220	69	31.4	145	65.9	65	29.5	115	52.3	0	0.0
Operations Specialties Mgrs. (113000)	8,390	5,429	64.7	2,946	35.1	4,955	59.1	2,530	30.2	145	1.7
Administrative Services Mgrs. (113011)	280	225	80.4	55	19.6	205	73.2	55	19.6	0	0.0
Computer & Info. Systems Mgrs. (113021)	1,175	889	75.7	282	24.0	810	68.9	270	23.0	20	1.7
Financial Managers (113031)	3,125	1,729	55.3	1,394	44.6	1,605	51.4	1,135	36.3	50	1.6
Human Resources Mgrs. (113040)	1,215	569	46.8	648	53.3	480	39.5	540	44.4	25	2.1
Industrial Production Mgrs. (113051)	1,280	1,110	86.7	170	13.3	1,065	83.2	160	12.5	0	0.0
Purchasing Managers (113061)	665	394	59.2	262	39.4	365	54.9	235	35.3	0	0.0
Transp., Storage, & Dist. Mgrs. (113071)	650	513	78.9	135	20.8	425	65.4	135	20.8	50	7.7
Other Management Occupations (119000)	16,785	9,796	58.4	6,977	41.6	8,565	51.0	6,065	36.1	588	3.5
Farm, Ranch, & Other Agric. Mgrs. (119011)	80	74	92.5	10	12.5	70	87.5	10	12.5	4	5.0
Farmers & Ranchers (119012)	125	85	68.0	40	32.0	85	68.0	40	32.0	0	0.0
Construction Managers (119021)	1,430	1,353	94.6	80	5.6	1,280	89.5	70	4.9	44	3.1
Education Administrators (119030)	2,810	1,158	41.2	1,650	58.7	965	34.3	1,410	50.2	155	5.5
Engineering Managers (119041)	570	524	91.9	40	7.0	480	84.2	40	7.0	10	1.8
Food Service Managers (119051)	1,890	1,170	61.9	725	38.4	925	48.9	585	31.0	45	2.4
Funeral Directors (119061)	145	145	100.0	0	0.0	130	89.7	0	0.0	15	10.3
Gaming Managers (119071)	25	25	100.0	0	0.0	25	100.0	0	0.0	0	0.0
Lodging Managers (119081)	105	49	46.7	53	50.5	15	14.3	30	28.6	10	9.5
Medical & Health Services Mgrs. (119111)	1,725	480	27.8	1,248	72.3	415	24.1	1,125	65.2	10	0.6
Natural Sciences Managers (119121)	55	35	63.6	20	36.4	35	63.6	20	36.4	0	0.0
Postmasters & Mail Superintendents (119131)	45	34	75.6	15	33.3	30	66.7	15	33.3	0	0.0
Prop., Real Est., & Comm. Assoc. Mgrs. (119141)	935	550	58.8	380	40.6	465	49.7	350	37.4	60	6.4
Social & Community Service Managers (119151)	1,040	364	35.0	663	63.8	235	22.6	530	51.0	115	11.1
Managers, All Other (119199)	5,805	3,750	64.6	2,053	35.4	3,410	58.7	1,840	31.7	120	2.1
<b>Business &amp; Financial Oper. Occs. (130001)</b>	<b>17,839</b>	<b>8,231</b>	<b>46.1</b>	<b>9,591</b>	<b>53.8</b>	<b>7,475</b>	<b>41.9</b>	<b>8,014</b>	<b>44.9</b>	<b>314</b>	<b>1.8</b>
Business Operations Specialists (131000)	9,015	3,812	42.3	5,195	57.6	3,420	37.9	4,250	47.1	139	1.5
Agents & Bus. Mgrs. of Artists, Etc. (131011)	60	25	41.7	35	58.3	25	41.7	25	41.7	0	0.0
Purch. Agts & Buyers, Farm Prod. (131021)	10	10	100.0	0	0.0	10	100.0	0	0.0	0	0.0
Whsle & Ret. Buyers, Exc. Farm Prod. (131022)	610	314	51.5	290	47.5	310	50.8	265	43.4	4	0.7
Purch. Agts, Exc. Whsle, Ret., Etc. (131023)	915	365	39.9	549	60.0	325	35.5	520	56.8	0	0.0
Claims Adj., Appr., Examiners, & Invest. (131030)	1,460	429	29.4	1,025	70.2	410	28.1	840	57.5	0	0.0
Compliance Officers, Exc. Agri., Etc. (131041)	280	145	51.8	138	49.3	120	42.9	120	42.9	0	0.0
Cost Estimators (131051)	255	240	94.1	15	5.9	240	94.1	15	5.9	0	0.0
Human Res., Training, & Labor Rel. Spec. (131070)	2,535	780	30.8	1,755	69.2	700	27.6	1,385	54.6	30	1.2
Logisticians (131081)	115	60	52.2	54	47.0	60	52.2	50	43.5	0	0.0
Management Analysts (131111)	1,900	1,100	57.9	800	42.1	955	50.3	620	32.6	50	2.6
Meeting & Convention Planners (131121)	105	10	9.5	95	90.5	0	0.0	85	81.0	10	9.5
Other Business Operations Specialists (1311XX)	770	334	43.4	439	57.0	265	34.4	325	42.2	45	5.8
Financial Specialists (132000)	8,824	4,419	50.1	4,396	49.8	4,055	46.0	3,764	42.7	175	2.0
Accountants & Auditors (132011)	5,210	2,424	46.5	2,790	53.6	2,210	42.4	2,350	45.1	105	2.0
Appraisers & Assessors of Real Estate (132021)	360	239	66.4	120	33.3	225	62.5	110	30.6	0	0.0

**CONNECTICUT OCCUPATIONAL STATISTICS**  
**for Equal Employment Opportunity and Affirmative Action Planning**  
**2000 Census of Population and Housing - Special EEO Tabulation**

**New Haven County**

Black Non-Hispanic		Hispanic in Any Race				All Other Non-Hispanic				Occupation
Female	%	Male	%	Female	%	Male	%	Female	%	
<b>23,196</b>	<b>5.5</b>	<b>17,521</b>	<b>4.2</b>	<b>15,783</b>	<b>3.7</b>	<b>9,210</b>	<b>2.2</b>	<b>7,815</b>	<b>1.9</b>	<b>Total Civilian Labor Force</b>
1,795	3.4	788	1.5	807	1.5	892	1.7	634	1.2	<b>MGMT., BUSINESS, &amp; FIN. OCCS. (110000)</b>
<b>962</b>	<b>2.7</b>	<b>532</b>	<b>1.5</b>	<b>330</b>	<b>0.9</b>	<b>706</b>	<b>2.0</b>	<b>367</b>	<b>1.0</b>	<b>Management Occupations (110001)</b>
65	1.0	70	1.1	49	0.8	99	1.6	28	0.4	Top Executives (111000)
20	0.5	45	1.2	19	0.5	59	1.6	10	0.3	Chief Executives (111011)
35	1.4	25	1.0	30	1.2	40	1.6	18	0.7	General & Operations Mgrs. (111021)
10	20.0	0	0.0	0	0.0	0	0.0	0	0.0	Legislators (111031)
90	2.2	38	0.9	50	1.2	59	1.4	49	1.2	Advert., Marketing., Promo., Pub. Rel. (112000)
0	0.0	4	1.6	0	0.0	0	0.0	0	0.0	Advertising & Promotions Mgrs. (112011)
60	1.7	30	0.8	50	1.4	59	1.6	49	1.3	Marketing & Sales Mgrs. (112020)
30	13.6	4	1.8	0	0.0	0	0.0	0	0.0	Public Relations Mgrs. (112031)
253	3.0	128	1.5	83	1.0	201	2.4	80	1.0	Operations Specialties Mgrs. (113000)
0	0.0	0	0.0	0	0.0	20	7.1	0	0.0	Administrative Services Mgrs. (113011)
4	0.3	0	0.0	4	0.3	59	5.0	4	0.3	Computer & Info. Systems Mgrs. (113021)
155	5.0	35	1.1	40	1.3	39	1.2	64	2.0	Financial Managers (113031)
80	6.6	40	3.3	20	1.6	24	2.0	8	0.7	Human Resources Mgrs. (113040)
10	0.8	20	1.6	0	0.0	25	2.0	0	0.0	Industrial Production Mgrs. (113051)
4	0.6	19	2.9	19	2.9	10	1.5	4	0.6	Purchasing Managers (113061)
0	0.0	14	2.2	0	0.0	24	3.7	0	0.0	Transp., Storage, & Dist. Mgrs. (113071)
554	3.3	296	1.8	148	0.9	347	2.1	210	1.3	Other Management Occupations (119000)
0	0.0	0	0.0	0	0.0	0	0.0	0	0.0	Farm, Ranch, & Other Agric. Mgrs. (119011)
0	0.0	0	0.0	0	0.0	0	0.0	0	0.0	Farmers & Ranchers (119012)
10	0.7	15	1.0	0	0.0	14	1.0	0	0.0	Construction Managers (119021)
175	6.2	4	0.1	25	0.9	34	1.2	40	1.4	Education Administrators (119030)
0	0.0	4	0.7	0	0.0	30	5.3	0	0.0	Engineering Managers (119041)
65	3.4	80	4.2	30	1.6	120	6.3	45	2.4	Food Service Managers (119051)
0	0.0	0	0.0	0	0.0	0	0.0	0	0.0	Funeral Directors (119061)
0	0.0	0	0.0	0	0.0	0	0.0	0	0.0	Gaming Managers (119071)
4	3.8	0	0.0	0	0.0	24	22.9	19	18.1	Lodging Managers (119081)
75	4.3	30	1.7	14	0.8	25	1.4	34	2.0	Medical & Health Services Mgrs. (119111)
0	0.0	0	0.0	0	0.0	0	0.0	0	0.0	Natural Sciences Managers (119121)
0	0.0	4	8.9	0	0.0	0	0.0	0	0.0	Postmasters & Mail Superintendents (119131)
20	2.1	25	2.7	10	1.1	0	0.0	0	0.0	Prop., Real Est., & Comm. Assoc. Mgrs. (119141)
100	9.6	14	1.3	19	1.8	0	0.0	14	1.3	Social & Community Service Managers (119151)
105	1.8	120	2.1	50	0.9	100	1.7	58	1.0	Managers, All Other (119199)
<b>833</b>	<b>4.7</b>	<b>256</b>	<b>1.4</b>	<b>477</b>	<b>2.7</b>	<b>186</b>	<b>1.0</b>	<b>267</b>	<b>1.5</b>	<b>Business &amp; Financial Oper. Occs. (130001)</b>
485	5.4	139	1.5	340	3.8	114	1.3	120	1.3	Business Operations Specialists (131000)
0	0.0	0	0.0	0	0.0	0	0.0	10	16.7	Agents & Bus. Mgrs. of Artists, Etc. (131011)
0	0.0	0	0.0	0	0.0	0	0.0	0	0.0	Purch. Agts & Buyers, Farm Prod. (131021)
15	2.5	0	0.0	10	1.6	0	0.0	0	0.0	Whsle & Ret. Buyers, Exc. Farm Prod. (131022)
15	1.6	15	1.6	4	0.4	25	2.7	10	1.1	Purch. Agts, Exc. Whsle, Ret., Etc. (131023)
90	6.2	15	1.0	75	5.1	4	0.3	20	1.4	Claims Adj., Appr., Examiners, & Invest. (131030)
0	0.0	25	8.9	8	2.9	0	0.0	10	3.6	Compliance Officers, Exc. Agri., Etc. (131041)
0	0.0	0	0.0	0	0.0	0	0.0	0	0.0	Cost Estimators (131051)
190	7.5	25	1.0	135	5.3	25	1.0	45	1.8	Human Res., Training, & Labor Rel. Spec. (131070)
0	0.0	0	0.0	4	3.5	0	0.0	0	0.0	Logisticians (131081)
110	5.8	55	2.9	60	3.2	40	2.1	10	0.5	Management Analysts (131111)
0	0.0	0	0.0	10	9.5	0	0.0	0	0.0	Meeting & Convention Planners (131121)
65	8.4	4	0.5	34	4.4	20	2.6	15	1.9	Other Business Operations Specialists (1311XX)
348	3.9	117	1.3	137	1.6	72	0.8	147	1.7	Financial Specialists (132000)
225	4.3	65	1.2	80	1.5	44	0.8	135	2.6	Accountants & Auditors (132011)
10	2.8	4	1.1	0	0.0	10	2.8	0	0.0	Appraisers & Assessors of Real Estate (132021)

**CONNECTICUT OCCUPATIONAL STATISTICS**  
**for Equal Employment Opportunity and Affirmative Action Planning**  
**2000 Census of Population and Housing - Special EEO Tabulation**

**New Haven County**

Occupation	Total All Races *	Total Civilian Labor Force				White Non-Hispanic				Black Non-Hispanic	
		Male	%	Female	%	Male	%	Female	%	Male	%
Budget Analysts (132031)	125	80	64.0	44	35.2	70	56.0	40	32.0	0	0.0
Credit Analysts (132041)	50	15	30.0	35	70.0	15	30.0	25	50.0	0	0.0
Financial Analysts (132051)	155	110	71.0	43	27.7	110	71.0	35	22.6	0	0.0
Personal Financial Advisors (132052)	820	549	67.0	268	32.7	510	62.2	230	28.0	25	3.0
Insurance Underwriters (132053)	395	145	36.7	244	61.8	135	34.2	230	58.2	0	0.0
Financial Examiners (132061)	4	0	0.0	4	100.0	0	0.0	4	100.0	0	0.0
Loan Counselors & Officers (132070)	840	438	52.1	400	47.6	410	48.8	325	38.7	10	1.2
Tax Examiners, Collectors, & Rev. Agts (132081)	250	154	61.6	100	40.0	140	56.0	90	36.0	0	0.0
Tax Preparers (132082)	435	180	41.4	254	58.4	170	39.1	235	54.0	10	2.3
Financial Specialists, All Other (132099)	180	85	47.2	94	52.2	60	33.3	90	50.0	25	13.9
<b>PROFESSIONAL &amp; RELATED OCCUPATIONS (150000)</b>	<b>96,994</b>	<b>41,346</b>	<b>42.6</b>	<b>55,543</b>	<b>57.3</b>	<b>34,156</b>	<b>35.2</b>	<b>45,763</b>	<b>47.2</b>	<b>2,252</b>	<b>2.3</b>
<b>Computer &amp; Mathematical Occupations (150001)</b>	<b>10,285</b>	<b>7,138</b>	<b>69.4</b>	<b>3,142</b>	<b>30.5</b>	<b>5,680</b>	<b>55.2</b>	<b>2,480</b>	<b>24.1</b>	<b>295</b>	<b>2.9</b>
Computer Specialists (151000)	9,805	6,878	70.1	2,924	29.8	5,480	55.9	2,300	23.5	285	2.9
Computer Programmers (151021)	2,700	2,018	74.7	684	25.3	1,575	58.3	505	18.7	60	2.2
Computer Software Engineers (151030)	2,080	1,532	73.7	539	25.9	1,195	57.5	360	17.3	80	3.8
Computer Support Specialists (151041)	1,215	810	66.7	409	33.7	670	55.1	360	29.6	50	4.1
Database Administrators (151061)	220	110	50.0	110	50.0	100	45.5	100	45.5	10	4.5
Network & Computer Syst. Admins. (151071)	525	409	77.9	120	22.9	340	64.8	100	19.0	10	1.9
Network Sys. & Data Comm. Analysts (151081)	835	574	68.7	259	31.0	455	54.5	205	24.6	20	2.4
Computer Scientists & Sys. Analysts (1510XX)	2,230	1,425	63.9	803	36.0	1,145	51.3	670	30.0	55	2.5
Mathematical Scientists (152000)	480	260	54.2	218	45.4	200	41.7	180	37.5	10	2.1
Actuaries (152011)	80	50	62.5	30	37.5	30	37.5	20	25.0	10	12.5
Operations Research Analysts (152031)	255	140	54.9	114	44.7	110	43.1	90	35.3	0	0.0
Misc. Math Science Occupations (1520XX)	145	70	48.3	74	51.0	60	41.4	70	48.3	0	0.0
<b>Architecture &amp; Engineering Occs. (170001)</b>	<b>8,960</b>	<b>7,954</b>	<b>88.8</b>	<b>1,003</b>	<b>11.2</b>	<b>6,985</b>	<b>78.0</b>	<b>800</b>	<b>8.9</b>	<b>322</b>	<b>3.6</b>
Architects, Surveyors, & Cartographers (171000)	785	628	80.0	155	19.7	595	75.8	120	15.3	25	3.2
Architects, Except Naval (171010)	710	558	78.6	145	20.4	525	73.9	110	15.5	25	3.5
Surv., Cartog., & Photogrammetrists (171020)	75	70	93.3	10	13.3	70	93.3	10	13.3	0	0.0
Engineers (172000)	5,845	5,334	91.3	522	8.9	4,620	79.0	420	7.2	184	3.1
Aerospace Engineers (172011)	630	580	92.1	50	7.9	485	77.0	40	6.3	15	2.4
Chemical Engineers (172041)	175	160	91.4	15	8.6	140	80.0	0	0.0	0	0.0
Civil Engineers (172051)	600	569	94.8	35	5.8	450	75.0	25	4.2	85	14.2
Computer Hardware Engineers (172061)	195	164	84.1	39	20.0	130	66.7	25	12.8	10	5.1
Electrical & Electronics Engineers (172070)	1,050	979	93.2	70	6.7	880	83.8	60	5.7	15	1.4
Environmental Engineers (172081)	85	75	88.2	10	11.8	65	76.5	10	11.8	10	11.8
Ind. Engineers, Incl. Health & Safety (172110)	890	743	83.5	145	16.3	705	79.2	110	12.4	4	0.4
Marine Engineers & Naval Architects (172121)	10	10	100.0	0	0.0	10	100.0	0	0.0	0	0.0
Materials Engineers (172131)	215	174	80.9	40	18.6	160	74.4	40	18.6	0	0.0
Mechanical Engineers (172141)	1,050	995	94.8	54	5.1	895	85.2	50	4.8	20	1.9
Nuclear Engineers (172161)	25	25	100.0	0	0.0	25	100.0	0	0.0	0	0.0
Petroleum, Mining & Geological Engrs. (1721XX)	0	0	0.0	0	0.0	0	0.0	0	0.0	0	0.0
Miscellaneous Engineers, Incl. Agric. (172XXX)	920	860	93.5	64	7.0	675	73.4	60	6.5	25	2.7
Drafters, Engrng. & Mapping Techs. (173000)	2,330	1,992	85.5	326	14.0	1,770	76.0	260	11.2	113	4.8
Drafters (173010)	665	533	80.2	123	18.5	525	78.9	115	17.3	4	0.6
Engineering Technicians, Exc. Drafters (173020)	1,505	1,319	87.6	184	12.2	1,105	73.4	130	8.6	109	7.2
Surveying & Mapping Technicians (173031)	160	140	87.5	19	11.9	140	87.5	15	9.4	0	0.0
<b>Life, Physical, &amp; Social Science Occs. (190001)</b>	<b>5,780</b>	<b>3,255</b>	<b>56.3</b>	<b>2,502</b>	<b>43.3</b>	<b>2,385</b>	<b>41.3</b>	<b>1,844</b>	<b>31.9</b>	<b>80</b>	<b>1.4</b>
Life Scientists (191000)	1,605	912	56.8	688	42.9	585	36.4	490	30.5	0	0.0
Agricultural & Food Scientists (191010)	65	45	69.2	20	30.8	45	69.2	10	15.4	0	0.0
Biological Scientists (191020)	340	174	51.2	164	48.2	110	32.4	130	38.2	0	0.0
Conservation Scientists & Foresters (191030)	10	0	0.0	10	100.0	0	0.0	10	100.0	0	0.0
Medical Scientists (191040)	1,190	693	58.2	494	41.5	430	36.1	340	28.6	0	0.0

**CONNECTICUT OCCUPATIONAL STATISTICS**  
**for Equal Employment Opportunity and Affirmative Action Planning**  
**2000 Census of Population and Housing - Special EEO Tabulation**

**New Haven County**

Black Non-Hispanic		Hispanic in Any Race				All Other Non-Hispanic				Occupation
Female	%	Male	%	Female	%	Male	%	Female	%	
0	0.0	0	0.0	4	3.2	10	8.0	0	0.0	Budget Analysts (132031)
10	20.0	0	0.0	0	0.0	0	0.0	0	0.0	Credit Analysts (132041)
4	2.6	0	0.0	0	0.0	0	0.0	4	2.6	Financial Analysts (132051)
30	3.7	14	1.7	4	0.5	0	0.0	4	0.5	Personal Financial Advisors (132052)
0	0.0	10	2.5	14	3.5	0	0.0	0	0.0	Insurance Underwriters (132053)
0	0.0	0	0.0	0	0.0	0	0.0	0	0.0	Financial Examiners (132061)
55	6.5	10	1.2	20	2.4	8	1.0	0	0.0	Loan Counselors & Officers (132070)
10	4.0	14	5.6	0	0.0	0	0.0	0	0.0	Tax Examiners, Collectors, & Rev. Agts (132081)
0	0.0	0	0.0	15	3.4	0	0.0	4	0.9	Tax Preparers (132082)
4	2.2	0	0.0	0	0.0	0	0.0	0	0.0	Financial Specialists, All Other (132099)
<b>5,007</b>	<b>5.2</b>	<b>1,552</b>	<b>1.6</b>	<b>2,372</b>	<b>2.4</b>	<b>3,386</b>	<b>3.5</b>	<b>2,401</b>	<b>2.5</b>	<b>PROFESSIONAL &amp; RELATED OCCUPATIONS (150000)</b>
<b>353</b>	<b>3.4</b>	<b>241</b>	<b>2.3</b>	<b>76</b>	<b>0.7</b>	<b>922</b>	<b>9.0</b>	<b>233</b>	<b>2.3</b>	<b>Computer &amp; Mathematical Occupations (150001)</b>
329	3.4	221	2.3	72	0.7	892	9.1	223	2.3	Computer Specialists (151000)
65	2.4	110	4.1	10	0.4	273	10.1	104	3.9	Computer Programmers (151021)
64	3.1	8	0.4	25	1.2	249	12.0	90	4.3	Computer Software Engineers (151030)
30	2.5	40	3.3	19	1.6	50	4.1	0	0.0	Computer Support Specialists (151041)
10	4.5	0	0.0	0	0.0	0	0.0	0	0.0	Database Administrators (151061)
0	0.0	4	0.8	10	1.9	55	10.5	10	1.9	Network & Computer Syst. Admins. (151071)
50	6.0	19	2.3	0	0.0	80	9.6	4	0.5	Network Sys. & Data Comm. Analysts (151081)
110	4.9	40	1.8	8	0.4	185	8.3	15	0.7	Computer Scientists & Sys. Analysts (1510XX)
24	5.0	20	4.2	4	0.8	30	6.3	10	2.1	Mathematical Scientists (152000)
0	0.0	0	0.0	0	0.0	10	12.5	10	12.5	Actuaries (152011)
20	7.8	20	7.8	4	1.6	10	3.9	0	0.0	Operations Research Analysts (152031)
4	2.8	0	0.0	0	0.0	10	6.9	0	0.0	Misc. Math Science Occupations (1520XX)
<b>69</b>	<b>0.8</b>	<b>246</b>	<b>2.7</b>	<b>48</b>	<b>0.5</b>	<b>401</b>	<b>4.5</b>	<b>86</b>	<b>1.0</b>	<b>Architecture &amp; Engineering Occs. (170001)</b>
0	0.0	4	0.5	20	2.5	4	0.5	15	1.9	Architects, Surveyors, & Cartographers (171000)
0	0.0	4	0.6	20	2.8	4	0.6	15	2.1	Architects, Except Naval (171010)
0	0.0	0	0.0	0	0.0	0	0.0	0	0.0	Surv., Cartog., & Photogrammetrists (171020)
25	0.4	162	2.8	10	0.2	368	6.3	67	1.1	Engineers (172000)
0	0.0	45	7.1	0	0.0	35	5.6	10	1.6	Aerospace Engineers (172011)
0	0.0	0	0.0	0	0.0	20	11.4	15	8.6	Chemical Engineers (172041)
0	0.0	14	2.3	0	0.0	20	3.3	10	1.7	Civil Engineers (172051)
10	5.1	0	0.0	0	0.0	24	12.3	4	2.1	Computer Hardware Engineers (172061)
0	0.0	30	2.9	10	1.0	54	5.1	0	0.0	Electrical & Electronics Engineers (172070)
0	0.0	0	0.0	0	0.0	0	0.0	0	0.0	Environmental Engineers (172081)
15	1.7	34	3.8	0	0.0	0	0.0	20	2.2	Ind. Engineers, Incl. Health & Safety (172110)
0	0.0	0	0.0	0	0.0	0	0.0	0	0.0	Marine Engineers & Naval Architects (172121)
0	0.0	4	1.9	0	0.0	10	4.7	0	0.0	Materials Engineers (172131)
0	0.0	35	3.3	0	0.0	45	4.3	4	0.4	Mechanical Engineers (172141)
0	0.0	0	0.0	0	0.0	0	0.0	0	0.0	Nuclear Engineers (172161)
0	0.0	0	0.0	0	0.0	0	0.0	0	0.0	Petroleum, Mining & Geological Engrs. (1721XX)
0	0.0	0	0.0	0	0.0	160	17.4	4	0.4	Miscellaneous Engineers, Incl. Agric. (172XXX)
44	1.9	80	3.4	18	0.8	29	1.2	4	0.2	Drafters, Engrng. & Mapping Techs. (173000)
4	0.6	0	0.0	0	0.0	4	0.6	4	0.6	Drafters (173010)
40	2.7	80	5.3	14	0.9	25	1.7	0	0.0	Engineering Technicians, Exc. Drafters (173020)
0	0.0	0	0.0	4	2.5	0	0.0	0	0.0	Surveying & Mapping Technicians (173031)
<b>160</b>	<b>2.8</b>	<b>76</b>	<b>1.3</b>	<b>115</b>	<b>2.0</b>	<b>714</b>	<b>12.4</b>	<b>383</b>	<b>6.6</b>	<b>Life, Physical, &amp; Social Science Occs. (190001)</b>
45	2.8	23	1.4	18	1.1	304	18.9	135	8.4	Life Scientists (191000)
0	0.0	0	0.0	0	0.0	0	0.0	10	15.4	Agricultural & Food Scientists (191010)
0	0.0	4	1.2	4	1.2	60	17.6	30	8.8	Biological Scientists (191020)
0	0.0	0	0.0	0	0.0	0	0.0	0	0.0	Conservation Scientists & Foresters (191030)
45	3.8	19	1.6	14	1.2	244	20.5	95	8.0	Medical Scientists (191040)



**CONNECTICUT OCCUPATIONAL STATISTICS**  
**for Equal Employment Opportunity and Affirmative Action Planning**  
**2000 Census of Population and Housing - Special EEO Tabulation**

**New Haven County**

Occupation	Total All Races *	Total Civilian Labor Force				White Non-Hispanic				Black Non-Hispanic	
		Male	%	Female	%	Male	%	Female	%	Male	%
Physical Scientists (192000)	1,875	1,233	65.8	639	34.1	930	49.6	385	20.5	0	0.0
Astronomers & Physicists (192010)	30	34	113.3	0	0.0	30	100.0	0	0.0	0	0.0
Atmospheric & Space Scientists (192021)	0	0	0.0	0	0.0	0	0.0	0	0.0	0	0.0
Chemists & Materials Scientists (192030)	625	480	76.8	145	23.2	415	66.4	110	17.6	0	0.0
Environ. Scientists & Geoscientists (192040)	95	70	73.7	25	26.3	70	73.7	25	26.3	0	0.0
Physical Scientists, All Other (192099)	1,125	649	57.7	469	41.7	415	36.9	250	22.2	0	0.0
Social Scientists & Related Workers (193000)	1,340	597	44.6	748	55.8	510	38.1	645	48.1	40	3.0
Economists (193011)	50	14	28.0	30	60.0	10	20.0	20	40.0	0	0.0
Market & Survey Researchers (193020)	240	109	45.4	135	56.3	105	43.8	115	47.9	0	0.0
Psychologists (193030)	890	355	39.9	543	61.0	290	32.6	470	52.8	30	3.4
Urban & Regional Planners (193051)	50	39	78.0	10	20.0	25	50.0	10	20.0	10	20.0
Misc. Soc. Scientists, Incl. Sociologists (1930XX)	110	80	72.7	30	27.3	80	72.7	30	27.3	0	0.0
Life, Physical, & Soc.Science Techs. (194000)	960	513	53.4	427	44.5	360	37.5	324	33.8	40	4.2
Agric. & Food Science Technicians (194011)	30	10	33.3	20	66.7	10	33.3	20	66.7	0	0.0
Biological Technicians (194021)	55	35	63.6	14	25.5	20	36.4	4	7.3	0	0.0
Chemical Technicians (194031)	285	189	66.3	89	31.2	145	50.9	45	15.8	10	3.5
Geological & Petroleum Technicians (194041)	15	15	100.0	0	0.0	15	100.0	0	0.0	0	0.0
Misc. Life, Phy., & Soc. Sci. Techs. (1940XX)	575	264	45.9	304	52.9	170	29.6	255	44.3	30	5.2
<b>Community &amp; Social Services Occs. (210001)</b>	<b>7,520</b>	<b>2,403</b>	<b>32.0</b>	<b>5,122</b>	<b>68.1</b>	<b>1,730</b>	<b>23.0</b>	<b>3,315</b>	<b>44.1</b>	<b>469</b>	<b>6.2</b>
Counselors, Soc. Workers, & Others (211000)	6,390	1,711	26.8	4,689	73.4	1,150	18.0	2,945	46.1	405	6.3
Counselors (211010)	2,270	708	31.2	1,565	68.9	490	21.6	1,015	44.7	155	6.8
Social Workers (211020)	3,160	665	21.0	2,504	79.2	425	13.4	1,540	48.7	165	5.2
Misc. Comm. & Soc. Serv. Specialists (211090)	960	338	35.2	620	64.6	235	24.5	390	40.6	85	8.9
Religious Workers (212000)	1,130	692	61.2	433	38.3	580	51.3	370	32.7	64	5.7
Clergy (212011)	730	579	79.3	148	20.3	485	66.4	115	15.8	60	8.2
Directors, Religious Activities & Educ. (212021)	85	25	29.4	60	70.6	25	29.4	60	70.6	0	0.0
Religious Workers, All Other (212099)	315	88	27.9	225	71.4	70	22.2	195	61.9	4	1.3
<b>Legal Occupations (230001)</b>	<b>5,110</b>	<b>2,529</b>	<b>49.5</b>	<b>2,583</b>	<b>50.5</b>	<b>2,345</b>	<b>45.9</b>	<b>2,220</b>	<b>43.4</b>	<b>90</b>	<b>1.8</b>
Lawyers, Judges, & Related Workers (231000)	3,000	2,194	73.1	805	26.8	2,060	68.7	700	23.3	60	2.0
Lawyers (231011)	2,825	2,055	72.7	770	27.3	1,935	68.5	665	23.5	50	1.8
Judges, Magistrates, & Other Jud. Wrks (231020)	175	139	79.4	35	20.0	125	71.4	35	20.0	10	5.7
Legal Support Workers (232000)	2,110	335	15.9	1,778	84.3	285	13.5	1,520	72.0	30	1.4
Paralegals & Legal Assistants (232011)	1,445	95	6.6	1,349	93.4	65	4.5	1,180	81.7	10	0.7
Miscellaneous Legal Support Workers (232090)	665	240	36.1	429	64.5	220	33.1	340	51.1	20	3.0
<b>Education, Training, &amp; Library Occs. (250001)</b>	<b>28,755</b>	<b>8,118</b>	<b>28.2</b>	<b>20,628</b>	<b>71.7</b>	<b>6,695</b>	<b>23.3</b>	<b>17,490</b>	<b>60.8</b>	<b>524</b>	<b>1.8</b>
Postsecondary Teachers (251000)	5,265	2,888	54.9	2,370	45.0	2,165	41.1	1,885	35.8	214	4.1
Primary, Sec. & Special Ed. Teachers (252000)	16,060	3,743	23.3	12,311	76.7	3,390	21.1	11,000	68.5	195	1.2
Preschool & Kindergarten Teachers (252010)	1,785	69	3.9	1,714	96.0	15	0.8	1,505	84.3	25	1.4
Elementary & Middle School Teachers (252020)	10,085	2,204	21.9	7,884	78.2	1,945	19.3	6,995	69.4	155	1.5
Secondary School Teachers (252030)	3,230	1,345	41.6	1,878	58.1	1,315	40.7	1,730	53.6	15	0.5
Special Education Teachers (252040)	960	125	13.0	835	87.0	115	12.0	770	80.2	0	0.0
Other Teachers & Instructors (253000)	2,335	749	32.1	1,595	68.3	645	27.6	1,295	55.5	35	1.5
Librarians, Curators, & Archivists (254000)	1,385	364	26.3	1,029	74.3	275	19.9	825	59.6	25	1.8
Archivists, Curators, & Museum Techs. (254010)	270	95	35.2	180	66.7	85	31.5	160	59.3	10	3.7
Librarians (254021)	880	159	18.1	725	82.4	105	11.9	560	63.6	0	0.0
Library Technicians (254031)	235	110	46.8	124	52.8	85	36.2	105	44.7	15	6.4
Other Educ., Training, & Library Occs. (259000)	3,710	374	10.1	3,323	89.6	220	5.9	2,485	67.0	55	1.5
Teacher Assistants (259041)	3,525	295	8.4	3,223	91.4	155	4.4	2,385	67.7	55	1.6
Other Educ., Training, & Library Wrks (2590XX)	185	79	42.7	100	54.1	65	35.1	100	54.1	0	0.0
<b>Arts, Des., Entert., Sports, &amp; Media Occs. (270001)</b>	<b>7,770</b>	<b>4,351</b>	<b>56.0</b>	<b>3,401</b>	<b>43.8</b>	<b>3,770</b>	<b>48.5</b>	<b>3,050</b>	<b>39.3</b>	<b>174</b>	<b>2.2</b>
Art & Design Workers (271000)	3,180	1,524	47.9	1,665	52.4	1,325	41.7	1,515	47.6	50	1.6
Artists & Related Workers (271010)	605	324	53.6	285	47.1	310	51.2	245	40.5	10	1.7

**CONNECTICUT OCCUPATIONAL STATISTICS**  
**for Equal Employment Opportunity and Affirmative Action Planning**  
**2000 Census of Population and Housing - Special EEO Tabulation**

**New Haven County**

Black Non-Hispanic		Hispanic in Any Race				All Other Non-Hispanic				Occupation
Female	%	Male	%	Female	%	Male	%	Female	%	
25	1.3	35	1.9	29	1.5	268	14.3	200	10.7	Physical Scientists (192000)
0	0.0	0	0.0	0	0.0	4	13.3	0	0.0	Astronomers & Physicists (192010)
0	0.0	0	0.0	0	0.0	0	0.0	0	0.0	Atmospheric & Space Scientists (192021)
0	0.0	10	1.6	0	0.0	55	8.8	35	5.6	Chemists & Materials Scientists (192030)
0	0.0	0	0.0	0	0.0	0	0.0	0	0.0	Environ. Scientists & Geoscientists (192040)
25	2.2	25	2.2	29	2.6	209	18.6	165	14.7	Physical Scientists, All Other (192099)
50	3.7	4	0.3	35	2.6	43	3.2	18	1.3	Social Scientists & Related Workers (193000)
0	0.0	0	0.0	10	20.0	4	8.0	0	0.0	Economists (193011)
10	4.2	4	1.7	0	0.0	0	0.0	10	4.2	Market & Survey Researchers (193020)
40	4.5	0	0.0	25	2.8	35	3.9	8	0.9	Psychologists (193030)
0	0.0	0	0.0	0	0.0	4	8.0	0	0.0	Urban & Regional Planners (193051)
0	0.0	0	0.0	0	0.0	0	0.0	0	0.0	Misc. Soc. Scientists, Incl. Sociologists (1930XX)
40	4.2	14	1.5	33	3.4	99	10.3	30	3.1	Life, Physical, & Soc.Science Techs. (194000)
0	0.0	0	0.0	0	0.0	0	0.0	0	0.0	Agric. & Food Science Technicians (194011)
0	0.0	0	0.0	0	0.0	15	27.3	10	18.2	Biological Technicians (194021)
25	8.8	0	0.0	19	6.7	34	11.9	0	0.0	Chemical Technicians (194031)
0	0.0	0	0.0	0	0.0	0	0.0	0	0.0	Geological & Petroleum Technicians (194041)
15	2.6	14	2.4	14	2.4	50	8.7	20	3.5	Misc. Life, Phy., & Soc. Sci. Techs. (1940XX)
<b>1,199</b>	<b>15.9</b>	<b>113</b>	<b>1.5</b>	<b>468</b>	<b>6.2</b>	<b>91</b>	<b>1.2</b>	<b>140</b>	<b>1.9</b>	<b>Community &amp; Social Services Occs. (210001)</b>
1,164	18.2	109	1.7	450	7.0	47	0.7	130	2.0	Counselors, Soc. Workers, & Others (211000)
390	17.2	55	2.4	125	5.5	8	0.4	35	1.5	Counselors (211010)
654	20.7	50	1.6	260	8.2	25	0.8	50	1.6	Social Workers (211020)
120	12.5	4	0.4	65	6.8	14	1.5	45	4.7	Misc. Comm. & Soc. Serv. Specialists (211090)
35	3.1	4	0.4	18	1.6	44	3.9	10	0.9	Religious Workers (212000)
15	2.1	4	0.5	8	1.1	30	4.1	10	1.4	Clergy (212011)
0	0.0	0	0.0	0	0.0	0	0.0	0	0.0	Directors, Religious Activities & Educ. (212021)
20	6.3	0	0.0	10	3.2	14	4.4	0	0.0	Religious Workers, All Other (212099)
<b>130</b>	<b>2.5</b>	<b>30</b>	<b>0.6</b>	<b>120</b>	<b>2.3</b>	<b>64</b>	<b>1.3</b>	<b>113</b>	<b>2.2</b>	<b>Legal Occupations (230001)</b>
35	1.2	20	0.7	20	0.7	54	1.8	50	1.7	Lawyers, Judges, & Related Workers (231000)
35	1.2	20	0.7	20	0.7	50	1.8	50	1.8	Lawyers (231011)
0	0.0	0	0.0	0	0.0	4	2.3	0	0.0	Judges, Magistrates, & Other Jud. Wrks (231020)
95	4.5	10	0.5	100	4.7	10	0.5	63	3.0	Legal Support Workers (232000)
60	4.2	10	0.7	60	4.2	10	0.7	49	3.4	Paralegals & Legal Assistants (232011)
35	5.3	0	0.0	40	6.0	0	0.0	14	2.1	Miscellaneous Legal Support Workers (232090)
<b>1,640</b>	<b>5.7</b>	<b>431</b>	<b>1.5</b>	<b>925</b>	<b>3.2</b>	<b>468</b>	<b>1.6</b>	<b>573</b>	<b>2.0</b>	<b>Education, Training, &amp; Library Occs. (250001)</b>
160	3.0	170	3.2	120	2.3	339	6.4	205	3.9	Postsecondary Teachers (251000)
715	4.5	108	0.7	410	2.6	50	0.3	186	1.2	Primary, Sec. & Special Ed. Teachers (252000)
100	5.6	29	1.6	105	5.9	0	0.0	4	0.2	Preschool & Kindergarten Teachers (252010)
480	4.8	54	0.5	265	2.6	50	0.5	144	1.4	Elementary & Middle School Teachers (252020)
80	2.5	15	0.5	30	0.9	0	0.0	38	1.2	Secondary School Teachers (252030)
55	5.7	10	1.0	10	1.0	0	0.0	0	0.0	Special Education Teachers (252040)
165	7.1	39	1.7	60	2.6	30	1.3	75	3.2	Other Teachers & Instructors (253000)
95	6.9	25	1.8	25	1.8	39	2.8	84	6.1	Librarians, Curators, & Archivists (254000)
10	3.7	0	0.0	0	0.0	0	0.0	10	3.7	Archivists, Curators, & Museum Techs. (254010)
70	8.0	25	2.8	25	2.8	29	3.3	70	8.0	Librarians (254021)
15	6.4	0	0.0	0	0.0	10	4.3	4	1.7	Library Technicians (254031)
505	13.6	89	2.4	310	8.4	10	0.3	23	0.6	Other Educ., Training, & Library Occs. (259000)
505	14.3	75	2.1	310	8.8	10	0.3	23	0.7	Teacher Assistants (259041)
0	0.0	14	7.6	0	0.0	0	0.0	0	0.0	Other Educ., Training, & Library Wrks (2590XX)
<b>126</b>	<b>1.6</b>	<b>250</b>	<b>3.2</b>	<b>150</b>	<b>1.9</b>	<b>157</b>	<b>2.0</b>	<b>75</b>	<b>1.0</b>	<b>Arts, Des., Entert., Sports, &amp; Media Occs. (270001)</b>
45	1.4	84	2.6	65	2.0	65	2.0	40	1.3	Art & Design Workers (271000)
15	2.5	4	0.7	10	1.7	0	0.0	15	2.5	Artists & Related Workers (271010)

**CONNECTICUT OCCUPATIONAL STATISTICS**  
**for Equal Employment Opportunity and Affirmative Action Planning**  
**2000 Census of Population and Housing - Special EEO Tabulation**

**New Haven County**

Occupation	Total All Races *	Total Civilian Labor Force				White Non-Hispanic				Black Non-Hispanic	
		Male	%	Female	%	Male	%	Female	%	Male	%
Designers (271020)	2,575	1,200	46.6	1,380	53.6	1,015	39.4	1,270	49.3	40	1.6
Entertainers & Perf., Sports & Rel. Wrkrs. (272000)	1,660	1,147	69.1	505	30.4	955	57.5	465	28.0	55	3.3
Actors (272011)	85	40	47.1	45	52.9	25	29.4	25	29.4	0	0.0
Producers & Directors (272012)	310	189	61.0	119	38.4	165	53.2	115	37.1	0	0.0
Athletes, Coaches, Umps, & Rel. Wrkrs (272020)	665	525	78.9	144	21.7	435	65.4	140	21.1	35	5.3
Dancers & Choreographers (272030)	35	0	0.0	34	97.1	0	0.0	30	85.7	0	0.0
Musicians, Singers, & Rel. Workers (272040)	485	328	67.6	155	32.0	305	62.9	155	32.0	0	0.0
Ent. & Perf., Sports & Rel. Wrkrs, All Other (272099)	80	65	81.3	8	10.0	25	31.3	0	0.0	20	25.0
Media & Communication Workers (273000)	2,330	1,255	53.9	1,062	45.6	1,125	48.3	940	40.3	34	1.5
Announcers (273010)	175	159	90.9	14	8.0	115	65.7	10	5.7	30	17.1
News Analysts, Reporters & Corresp. (273020)	280	200	71.4	84	30.0	200	71.4	80	28.6	0	0.0
Public Relations Specialists (273031)	275	107	38.9	163	59.3	95	34.5	155	56.4	4	1.5
Editors (273041)	745	385	51.7	360	48.3	335	45.0	340	45.6	0	0.0
Technical Writers (273042)	195	110	56.4	79	40.5	100	51.3	65	33.3	0	0.0
Writers & Authors (273043)	495	234	47.3	259	52.3	230	46.5	235	47.5	0	0.0
Misc. Media & Comm. Workers (273090)	165	60	36.4	103	62.4	50	30.3	55	33.3	0	0.0
Media & Comm. Equipment Workers (274000)	600	425	70.8	169	28.2	365	60.8	130	21.7	35	5.8
Photographers (274021)	305	210	68.9	94	30.8	180	59.0	75	24.6	15	4.9
TV, Video, & Motion Pict. Camera Oper. (274030)	70	55	78.6	20	28.6	55	78.6	10	14.3	0	0.0
BC & Sound Engring. Techs, Etc. (2740XX)	225	160	71.1	55	24.4	130	57.8	45	20.0	20	8.9
<b>Healthcare Practitioners &amp; Tech. Occs. (290001)</b>	<b>22,814</b>	<b>5,598</b>	<b>24.5</b>	<b>17,162</b>	<b>75.2</b>	<b>4,566</b>	<b>20.0</b>	<b>14,564</b>	<b>63.8</b>	<b>298</b>	<b>1.3</b>
Health Diag. & Treating Practitioners (291000)	16,029	4,433	27.7	11,542	72.0	3,632	22.7	10,024	62.5	183	1.1
Chiropractors (291011)	85	55	64.7	24	28.2	55	64.7	20	23.5	0	0.0
Dentists (291020)	410	375	91.5	35	8.5	350	85.4	10	2.4	15	3.7
Dietitians & Nutritionists (291031)	315	4	1.3	309	98.1	4	1.3	245	77.8	0	0.0
Optometrists (291041)	70	45	64.3	25	35.7	45	64.3	25	35.7	0	0.0
Pharmacists (291051)	505	295	58.4	210	41.6	280	55.4	210	41.6	0	0.0
Physicians & Surgeons (291060)	3,485	2,555	73.3	918	26.3	2,020	58.0	690	19.8	75	2.2
Physician Assistants (291071)	255	50	19.6	203	79.6	40	15.7	175	68.6	0	0.0
Podiatrists (291081)	55	45	81.8	4	7.3	45	81.8	4	7.3	0	0.0
Registered Nurses (291111)	8,715	633	7.3	8,075	92.7	515	5.9	6,995	80.3	60	0.7
Audiologists (291121)	20	4	20.0	10	50.0	4	20.0	10	50.0	0	0.0
Occupational Therapists (291122)	275	10	3.6	265	96.4	10	3.6	265	96.4	0	0.0
Physical Therapists (291123)	560	93	16.6	464	82.9	70	12.5	420	75.0	15	2.7
Radiation Therapists (291124)	100	15	15.0	85	85.0	15	15.0	85	85.0	0	0.0
Recreational Therapists (291125)	215	10	4.7	204	94.9	10	4.7	200	93.0	0	0.0
Respiratory Therapists (291126)	275	100	36.4	173	62.9	45	16.4	165	60.0	10	3.6
Speech-Language Pathologists (291127)	300	8	2.7	289	96.3	4	1.3	260	86.7	4	1.3
Therapists, All Other (291129)	230	69	30.0	160	69.6	65	28.3	160	69.6	4	1.7
Veterinarians (291131)	155	63	40.6	89	57.4	55	35.5	85	54.8	0	0.0
Health Diag. & Treating Pract., All Other (291199)	4	4	100.0	0	0.0	0	0.0	0	0.0	0	0.0
Health Technologists & Technicians (292000)	6,605	1,060	16.0	5,545	84.0	849	12.9	4,475	67.8	95	1.4
Clinical Lab Technologists & Techs. (292010)	1,580	235	14.9	1,345	85.1	175	11.1	1,045	66.1	10	0.6
Dental Hygienists (292021)	435	4	0.9	430	98.9	4	0.9	410	94.3	0	0.0
Diagnostic-Rel. Technologists & Techs. (292030)	835	125	15.0	714	85.5	105	12.6	620	74.3	0	0.0
Emergency Med. Techs & Paramedics (292041)	320	205	64.1	115	35.9	195	60.9	105	32.8	10	3.1
Health Diag & Treat. Pract. Supp. Techs. (292050)	990	188	19.0	799	80.7	120	12.1	690	69.7	40	4.0
Lic. Practical & Lic. Vocational Nurses (292061)	1,765	99	5.6	1,660	94.1	80	4.5	1,255	71.1	15	0.8
Medical Records & Health Info. Techs. (292071)	250	50	20.0	205	82.0	50	20.0	135	54.0	0	0.0
Opticians, Dispensing (292081)	160	69	43.1	89	55.6	65	40.6	75	46.9	0	0.0
Misc. Health Technologists & Techs. (292090)	270	85	31.5	188	69.6	55	20.4	140	51.9	20	7.4
Other Healthcare Pract. & Tech. Occs. (299000)	180	105	58.3	75	41.7	85	47.2	65	36.1	20	11.1

**CONNECTICUT OCCUPATIONAL STATISTICS**  
**for Equal Employment Opportunity and Affirmative Action Planning**  
**2000 Census of Population and Housing - Special EEO Tabulation**

**New Haven County**

Black Non-Hispanic		Hispanic in Any Race				All Other Non-Hispanic				Occupation
Female	%	Male	%	Female	%	Male	%	Female	%	
30	1.2	80	3.1	55	2.1	65	2.5	25	1.0	Designers (271020)
18	1.1	79	4.8	14	0.8	58	3.5	8	0.5	Entertainers & Perf., Sports & Rel. Wrkrs. (272000)
10	11.8	15	17.6	10	11.8	0	0.0	0	0.0	Actors (272011)
4	1.3	10	3.2	0	0.0	14	4.5	0	0.0	Producers & Directors (272012)
0	0.0	30	4.5	0	0.0	25	3.8	4	0.6	Athletes, Coaches, Umps, & Rel. Wrkrs (272020)
0	0.0	0	0.0	4	11.4	0	0.0	0	0.0	Dancers & Choreographers (272030)
0	0.0	4	0.8	0	0.0	19	3.9	0	0.0	Musicians, Singers, & Rel. Workers (272040)
4	5.0	20	25.0	0	0.0	0	0.0	4	5.0	Ent. & Perf., Sports & Rel. Wrkrs, All Other (272099)
38	1.6	62	2.7	57	2.4	34	1.5	27	1.2	Media & Communication Workers (273000)
0	0.0	4	2.3	4	2.3	10	5.7	0	0.0	Announcers (273010)
0	0.0	0	0.0	4	1.4	0	0.0	0	0.0	News Analysts, Reporters & Corresp. (273020)
4	1.5	4	1.5	0	0.0	4	1.5	4	1.5	Public Relations Specialists (273031)
10	1.3	40	5.4	10	1.3	10	1.3	0	0.0	Editors (273041)
0	0.0	10	5.1	10	5.1	0	0.0	4	2.1	Technical Writers (273042)
20	4.0	4	0.8	0	0.0	0	0.0	4	0.8	Writers & Authors (273043)
4	2.4	0	0.0	29	17.6	10	6.1	15	9.1	Misc. Media & Comm. Workers (273090)
25	4.2	25	4.2	14	2.3	0	0.0	0	0.0	Media & Comm. Equipment Workers (274000)
15	4.9	15	4.9	4	1.3	0	0.0	0	0.0	Photographers (274021)
0	0.0	0	0.0	10	14.3	0	0.0	0	0.0	TV, Video, & Motion Pict. Camera Oper. (274030)
10	4.4	10	4.4	0	0.0	0	0.0	0	0.0	BC & Sound Engring. Techs, Etc. (2740XX)
<b>1,330</b>	<b>5.8</b>	<b>165</b>	<b>0.7</b>	<b>470</b>	<b>2.1</b>	<b>569</b>	<b>2.5</b>	<b>798</b>	<b>3.5</b>	<b>Healthcare Practitioners &amp; Tech. Occs. (290001)</b>
646	4.0	117	0.7	296	1.8	501	3.1	576	3.6	Health Diag. & Treating Practitioners (291000)
0	0.0	0	0.0	4	4.7	0	0.0	0	0.0	Chiropractors (291011)
0	0.0	0	0.0	10	2.4	10	2.4	15	3.7	Dentists (291020)
25	7.9	0	0.0	24	7.6	0	0.0	15	4.8	Dietitians & Nutritionists (291031)
0	0.0	0	0.0	0	0.0	0	0.0	0	0.0	Optometrists (291041)
0	0.0	0	0.0	0	0.0	15	3.0	0	0.0	Pharmacists (291051)
15	0.4	70	2.0	35	1.0	390	11.2	178	5.1	Physicians & Surgeons (291060)
4	1.6	10	3.9	20	7.8	0	0.0	4	1.6	Physician Assistants (291071)
0	0.0	0	0.0	0	0.0	0	0.0	0	0.0	Podiatrists (291081)
560	6.4	4	0.0	185	2.1	54	0.6	335	3.8	Registered Nurses (291111)
0	0.0	0	0.0	0	0.0	0	0.0	0	0.0	Audiologists (291121)
0	0.0	0	0.0	0	0.0	0	0.0	0	0.0	Occupational Therapists (291122)
15	2.7	0	0.0	4	0.7	8	1.4	25	4.5	Physical Therapists (291123)
0	0.0	0	0.0	0	0.0	0	0.0	0	0.0	Radiation Therapists (291124)
4	1.9	0	0.0	0	0.0	0	0.0	0	0.0	Recreational Therapists (291125)
4	1.5	25	9.1	0	0.0	20	7.3	4	1.5	Respiratory Therapists (291126)
15	5.0	0	0.0	14	4.7	0	0.0	0	0.0	Speech-Language Pathologists (291127)
0	0.0	0	0.0	0	0.0	0	0.0	0	0.0	Therapists, All Other (291129)
4	2.6	4	2.6	0	0.0	4	2.6	0	0.0	Veterinarians (291131)
0	0.0	4	100.0	0	0.0	0	0.0	0	0.0	Health Diag. & Treating Pract., All Other (291199)
674	10.2	48	0.7	174	2.6	68	1.0	222	3.4	Health Technologists & Technicians (292000)
135	8.5	10	0.6	30	1.9	40	2.5	135	8.5	Clinical Lab Technologists & Techs. (292010)
20	4.6	0	0.0	0	0.0	0	0.0	0	0.0	Dental Hygienists (292021)
65	7.8	0	0.0	25	3.0	20	2.4	4	0.5	Diagnostic-Rel. Technologists & Techs. (292030)
0	0.0	0	0.0	0	0.0	0	0.0	10	3.1	Emergency Med. Techs & Paramedics (292041)
75	7.6	24	2.4	20	2.0	4	0.4	14	1.4	Health Diag & Treat. Pract. Supp. Techs. (292050)
315	17.8	0	0.0	45	2.5	4	0.2	45	2.5	Lic. Practical & Lic. Vocational Nurses (292061)
30	12.0	0	0.0	40	16.0	0	0.0	0	0.0	Medical Records & Health Info. Techs. (292071)
4	2.5	4	2.5	10	6.3	0	0.0	0	0.0	Opticians, Dispensing (292081)
30	11.1	10	3.7	4	1.5	0	0.0	14	5.2	Misc. Health Technologists & Techs. (292090)
10	5.6	0	0.0	0	0.0	0	0.0	0	0.0	Other Healthcare Pract. & Tech. Occs. (299000)

**CONNECTICUT OCCUPATIONAL STATISTICS**  
**for Equal Employment Opportunity and Affirmative Action Planning**  
**2000 Census of Population and Housing - Special EEO Tabulation**

**New Haven County**

Occupation	Total All Races *	Total Civilian Labor Force				White Non-Hispanic				Black Non-Hispanic	
		Male	%	Female	%	Male	%	Female	%	Male	%
<b>SERVICE OCCUPATIONS (310000)</b>	<b>62,150</b>	<b>26,890</b>	<b>43.3</b>	<b>35,207</b>	<b>56.6</b>	<b>18,223</b>	<b>29.3</b>	<b>24,487</b>	<b>39.4</b>	<b>4,007</b>	<b>6.4</b>
<i>Healthcare Support Occupations (310001)</i>	<b>12,920</b>	<b>1,441</b>	<b>11.2</b>	<b>11,471</b>	<b>88.8</b>	<b>743</b>	<b>5.8</b>	<b>6,755</b>	<b>52.3</b>	<b>425</b>	<b>3.3</b>
Nursing, Psych., & Home Health Aides (311000)	9,025	1,035	11.5	7,995	88.6	530	5.9	3,940	43.7	290	3.2
Nursing, Psych., & Home Health Aides (311010)	9,025	1,035	11.5	7,995	88.6	530	5.9	3,940	43.7	290	3.2
Occ. & Phys. Therapist Assists & Aides (312000)	245	59	24.1	183	74.7	59	24.1	165	67.3	0	0.0
Occ. Therapist Assistants & Aides (312010)	40	4	10.0	35	87.5	4	10.0	35	87.5	0	0.0
Physical Therapist Assistants & Aides (312020)	205	55	26.8	148	72.2	55	26.8	130	63.4	0	0.0
Other Healthcare Support Occupations (319000)	3,650	347	9.5	3,293	90.2	154	4.2	2,650	72.6	135	3.7
Massage Therapists (319011)	235	39	16.6	195	83.0	35	14.9	195	83.0	0	0.0
Dental Assistants (319091)	895	4	0.4	884	98.8	4	0.4	800	89.4	0	0.0
Med. Assist. & Other Health Supp. Occs (31909X)	2,520	304	12.1	2,214	87.9	115	4.6	1,655	65.7	135	5.4
<b>Protective Service Occupations (330001)</b>	<b>8,710</b>	<b>7,283</b>	<b>83.6</b>	<b>1,407</b>	<b>16.2</b>	<b>5,345</b>	<b>61.4</b>	<b>958</b>	<b>11.0</b>	<b>1,084</b>	<b>12.4</b>
First-Line Super./Mgr., Protective Serv. Wrkr (331000)	925	738	79.8	173	18.7	605	65.4	99	10.7	80	8.6
First-Line Super./Mgrs. of Correct. Offrs (331011)	125	79	63.2	45	36.0	50	40.0	10	8.0	15	12.0
First-Line Super./Mgrs. of Police & Det. (331012)	360	305	84.7	54	15.0	255	70.8	15	4.2	35	9.7
First-Line Super./Mgrs. of Fire Fighters (331021)	180	170	94.4	4	2.2	155	86.1	4	2.2	15	8.3
Super., Protect. Serv. Wrkrs, All Other (331099)	260	184	70.8	70	26.9	145	55.8	70	26.9	15	5.8
Fire Fighting & Prevention Workers (332000)	1,455	1,438	98.8	14	1.0	1,195	82.1	14	1.0	114	7.8
Fire Fighters (332011)	1,365	1,359	99.6	4	0.3	1,150	84.2	4	0.3	94	6.9
Fire Inspectors (332020)	90	79	87.8	10	11.1	45	50.0	10	11.1	20	22.2
Law Enforcement Workers (333000)	3,110	2,674	86.0	437	14.1	1,965	63.2	255	8.2	440	14.1
Bailliffs, Correctional Officers, & Jailers (333010)	845	730	86.4	113	13.4	445	52.7	45	5.3	205	24.3
Detectives & Criminal Investigators (333021)	430	315	73.3	119	27.7	240	55.8	75	17.4	25	5.8
Police Officers (333050)	1,835	1,629	88.8	205	11.2	1,280	69.8	135	7.4	210	11.4
Misc. Law Enforcement Workers (3330XX)	0	0	0.0	0	0.0	0	0.0	0	0.0	0	0.0
Other Protective Service Workers (339000)	3,220	2,433	75.6	783	24.3	1,580	49.1	590	18.3	450	14.0
Animal Control Workers (339011)	65	45	69.2	15	23.1	25	38.5	15	23.1	10	15.4
Private Detectives & Investigators (339021)	135	80	59.3	60	44.4	70	51.9	60	44.4	0	0.0
Sec. Guards & Gaming Surv. Officers (339030)	2,380	1,913	80.4	465	19.5	1,205	50.6	320	13.4	390	16.4
Crossing Guards (339091)	180	100	55.6	79	43.9	90	50.0	60	33.3	10	5.6
Lifeguards & Other Prot. Serv. Wrkrs (33909X)	460	295	64.1	164	35.7	190	41.3	135	29.3	40	8.7
<b>Food Prep. &amp; Serving-Rel. Occupations (350001)</b>	<b>17,995</b>	<b>8,130</b>	<b>45.2</b>	<b>9,842</b>	<b>54.7</b>	<b>5,265</b>	<b>29.3</b>	<b>8,070</b>	<b>44.8</b>	<b>1,058</b>	<b>5.9</b>
Supervisors, Food Prep. & Serv. Wrkrs (351000)	2,420	1,617	66.8	798	33.0	1,100	45.5	590	24.4	199	8.2
Chefs & Head Cooks (351011)	1,280	1,093	85.4	185	14.5	845	66.0	145	11.3	94	7.3
First-Line Super./Mgrs. of Food Workers (351012)	1,140	524	46.0	613	53.8	255	22.4	445	39.0	105	9.2
Cooks & Food Preparation Workers (352000)	5,305	3,290	62.0	2,014	38.0	1,890	35.6	1,525	28.7	530	10.0
Cooks (352010)	3,600	2,410	66.9	1,189	33.0	1,375	38.2	955	26.5	400	11.1
Food Preparation Workers (352021)	1,705	880	51.6	825	48.4	515	30.2	570	33.4	130	7.6
Food & Beverage Serving Workers (353000)	8,230	2,113	25.7	6,114	74.3	1,655	20.1	5,270	64.0	194	2.4
Bartenders (353011)	840	449	53.5	389	46.3	415	49.4	375	44.6	4	0.5
Comb Food Prep/Serv., Incl. Fast Food (353021)	1,235	478	38.7	752	60.9	340	27.5	640	51.8	55	4.5
Counter Attend., Caf�, Food Conc., Etc. (353022)	795	172	21.6	614	77.2	160	20.1	500	62.9	0	0.0
Waiters & Waitresses (353031)	4,865	880	18.1	3,994	82.1	670	13.8	3,575	73.5	85	1.7
Food Servers, Non-restaurant (353041)	495	134	27.1	365	73.7	70	14.1	180	36.4	50	10.1
Other Food Prep. & Serv. Rel. Workers (359000)	2,040	1,110	54.4	916	44.9	620	30.4	685	33.6	135	6.6
Dishwashers (359021)	805	675	83.9	123	15.3	290	36.0	65	8.1	90	11.2
Hosts/Hostesses, Rest., Lounge, Etc. (359031)	365	60	16.4	299	81.9	60	16.4	230	63.0	0	0.0
Misc. Food Prep & Serving Rel. Workers (3590XX)	870	375	43.1	494	56.8	270	31.0	390	44.8	45	5.2
<b>Bldg &amp; Grounds Cleaning &amp; Maint. Occs. (370001)</b>	<b>11,680</b>	<b>7,850</b>	<b>67.2</b>	<b>3,823</b>	<b>32.7</b>	<b>5,295</b>	<b>45.3</b>	<b>2,300</b>	<b>19.7</b>	<b>1,130</b>	<b>9.7</b>
Super., Bldg & Grnds Clean & Maint. Wrkrs (371000)	705	563	79.9	145	20.6	470	66.7	85	12.1	50	7.1
First-Line Supr./Mgrs. of Housekeeping Etc. (371011)	460	333	72.4	130	28.3	275	59.8	70	15.2	30	6.5
First-Line Supr./Mgrs. of Landscaping, Etc. (371012)	245	230	93.9	15	6.1	195	79.6	15	6.1	20	8.2

**CONNECTICUT OCCUPATIONAL STATISTICS**  
**for Equal Employment Opportunity and Affirmative Action Planning**  
**2000 Census of Population and Housing - Special EEO Tabulation**

**New Haven County**

Black Non-Hispanic		Hispanic in Any Race				All Other Non-Hispanic				Occupation
Female	%	Male	%	Female	%	Male	%	Female	%	
6,056	9.7	3,553	5.7	3,229	5.2	1,107	1.8	1,435	2.3	<b>SERVICE OCCUPATIONS (310000)</b>
<b>3,079</b>	<b>23.8</b>	<b>153</b>	<b>1.2</b>	<b>1,054</b>	<b>8.2</b>	<b>120</b>	<b>0.9</b>	<b>583</b>	<b>4.5</b>	<b>Healthcare Support Occupations (310001)</b>
2,720	30.1	130	1.4	900	10.0	85	0.9	435	4.8	Nursing, Psych., & Home Health Aides (311000)
2,720	30.1	130	1.4	900	10.0	85	0.9	435	4.8	Nursing, Psych., & Home Health Aides (311010)
4	1.6	0	0.0	0	0.0	0	0.0	14	5.7	Occ. & Phys. Therapist Assists & Aides (312000)
0	0.0	0	0.0	0	0.0	0	0.0	0	0.0	Occ. Therapist Assistants & Aides (312010)
4	2.0	0	0.0	0	0.0	0	0.0	14	6.8	Physical Therapist Assistants & Aides (312020)
355	9.7	23	0.6	154	4.2	35	1.0	134	3.7	Other Healthcare Support Occupations (319000)
0	0.0	4	1.7	0	0.0	0	0.0	0	0.0	Massage Therapists (319011)
50	5.6	0	0.0	24	2.7	0	0.0	10	1.1	Dental Assistants (319091)
305	12.1	19	0.8	130	5.2	35	1.4	124	4.9	Med. Assist. & Other Health Supp. Occs (31909X)
<b>309</b>	<b>3.5</b>	<b>687</b>	<b>7.9</b>	<b>77</b>	<b>0.9</b>	<b>167</b>	<b>1.9</b>	<b>63</b>	<b>0.7</b>	<b>Protective Service Occupations (330001)</b>
40	4.3	43	4.6	4	0.4	10	1.1	30	3.2	First-Line Super./Mgr., Protective Serv. Wrkr (331000)
25	20.0	14	11.2	0	0.0	0	0.0	10	8.0	First-Line Super./Mgrs. of Correct. Offrs (331011)
15	4.2	15	4.2	4	1.1	0	0.0	20	5.6	First-Line Super./Mgrs. of Police & Det. (331012)
0	0.0	0	0.0	0	0.0	0	0.0	0	0.0	First-Line Super./Mgrs. of Fire Fighters (331021)
0	0.0	14	5.4	0	0.0	10	3.8	0	0.0	Super., Protect. Serv. Wrkrs, All Other (331099)
0	0.0	129	8.9	0	0.0	0	0.0	0	0.0	Fire Fighting & Prevention Workers (332000)
0	0.0	115	8.4	0	0.0	0	0.0	0	0.0	Fire Fighters (332011)
0	0.0	14	15.6	0	0.0	0	0.0	0	0.0	Fire Inspectors (332020)
119	3.8	235	7.6	59	1.9	34	1.1	4	0.1	Law Enforcement Workers (333000)
64	7.6	50	5.9	0	0.0	30	3.6	4	0.5	Bailiffs, Correctional Officers, & Jailers (333010)
25	5.8	50	11.6	19	4.4	0	0.0	0	0.0	Detectives & Criminal Investigators (333021)
30	1.6	135	7.4	40	2.2	4	0.2	0	0.0	Police Officers (333050)
0	0.0	0	0.0	0	0.0	0	0.0	0	0.0	Misc. Law Enforcement Workers (3330XX)
150	4.7	280	8.7	14	0.4	123	3.8	29	0.9	Other Protective Service Workers (339000)
0	0.0	0	0.0	0	0.0	10	15.4	0	0.0	Animal Control Workers (339011)
0	0.0	10	7.4	0	0.0	0	0.0	0	0.0	Private Detectives & Investigators (339021)
120	5.0	225	9.5	10	0.4	93	3.9	15	0.6	Sec. Guards & Gaming Surv. Officers (339030)
15	8.3	0	0.0	0	0.0	0	0.0	4	2.2	Crossing Guards (339091)
15	3.3	45	9.8	4	0.9	20	4.3	10	2.2	Lifeguards & Other Prot. Serv. Wrkrs (33909X)
<b>762</b>	<b>4.2</b>	<b>1,373</b>	<b>7.6</b>	<b>709</b>	<b>3.9</b>	<b>434</b>	<b>2.4</b>	<b>301</b>	<b>1.7</b>	<b>Food Prep. &amp; Serving-Rel. Occupations (350001)</b>
135	5.6	195	8.1	35	1.4	123	5.1	38	1.6	Supervisors, Food Prep. & Serv. Wrkrs (351000)
10	0.8	70	5.5	0	0.0	84	6.6	30	2.3	Chefs & Head Cooks (351011)
125	11.0	125	11.0	35	3.1	39	3.4	8	0.7	First-Line Super./Mgrs. of Food Workers (351012)
245	4.6	700	13.2	200	3.8	170	3.2	44	0.8	Cooks & Food Preparation Workers (352000)
100	2.8	510	14.2	120	3.3	125	3.5	14	0.4	Cooks (352010)
145	8.5	190	11.1	80	4.7	45	2.6	30	1.8	Food Preparation Workers (352021)
303	3.7	158	1.9	365	4.4	106	1.3	176	2.1	Food & Beverage Serving Workers (353000)
4	0.5	10	1.2	0	0.0	20	2.4	10	1.2	Bartenders (353011)
59	4.8	55	4.5	45	3.6	28	2.3	8	0.6	Comb Food Prep/Serv., Incl. Fast Food (353021)
25	3.1	4	0.5	65	8.2	8	1.0	24	3.0	Counter Attend., Caf�, Food Conc., Etc. (353022)
110	2.3	85	1.7	200	4.1	40	0.8	109	2.2	Waiters & Waitresses (353031)
105	21.2	4	0.8	55	11.1	10	2.0	25	5.1	Food Servers, Non-restaurant (353041)
79	3.9	320	15.7	109	5.3	35	1.7	43	2.1	Other Food Prep. & Serv. Rel. Workers (359000)
30	3.7	270	33.5	24	3.0	25	3.1	4	0.5	Dishwashers (359021)
4	1.1	0	0.0	40	11.0	0	0.0	25	6.8	Hosts/Hostesses, Rest., Lounge, Etc. (359031)
45	5.2	50	5.7	45	5.2	10	1.1	14	1.6	Misc. Food Prep & Serving Rel. Workers (3590XX)
<b>669</b>	<b>5.7</b>	<b>1,203</b>	<b>10.3</b>	<b>660</b>	<b>5.7</b>	<b>222</b>	<b>1.9</b>	<b>194</b>	<b>1.7</b>	<b>Bldg &amp; Grounds Cleaning &amp; Maint. Occs. (370001)</b>
20	2.8	29	4.1	30	4.3	14	2.0	10	1.4	Super., Bldg & Grnds Clean & Maint. Wrkrs (371000)
20	4.3	14	3.0	30	6.5	14	3.0	10	2.2	First-Line Supr./Mgrs. of Housekeeping Etc. (371011)
0	0.0	15	6.1	0	0.0	0	0.0	0	0.0	First-Line Supr./Mgrs. of Landscaping, Etc. (371012)



**CONNECTICUT OCCUPATIONAL STATISTICS**  
**for Equal Employment Opportunity and Affirmative Action Planning**  
**2000 Census of Population and Housing - Special EEO Tabulation**

**New Haven County**

Occupation	Total All Races *	Total Civilian Labor Force				White Non-Hispanic				Black Non-Hispanic	
		Male	%	Female	%	Male	%	Female	%	Male	%
Building Cleaning & Pest Control Workers (372000)	8,405	4,893	58.2	3,514	41.8	3,035	36.1	2,085	24.8	875	10.4
Maids & Housekeeping Cleaners (372012)	2,805	400	14.3	2,405	85.7	190	6.8	1,415	50.4	90	3.2
Janitors & Building Cleaners (37201X)	5,460	4,364	79.9	1,099	20.1	2,745	50.3	660	12.1	760	13.9
Pest Control Workers (372021)	140	129	92.1	10	7.1	100	71.4	10	7.1	25	17.9
Grounds Maintenance Workers (373000)	2,570	2,394	93.2	164	6.4	1,790	69.6	130	5.1	205	8.0
Grounds Maintenance Workers (373010)	2,570	2,394	93.2	164	6.4	1,790	69.6	130	5.1	205	8.0
<b>Personal Care &amp; Service Occupations (390001)</b>	<b>10,845</b>	<b>2,186</b>	<b>20.2</b>	<b>8,664</b>	<b>79.9</b>	<b>1,575</b>	<b>14.5</b>	<b>6,404</b>	<b>59.1</b>	<b>310</b>	<b>2.9</b>
Super., Personal Care & Service Workers (391000)	560	224	40.0	338	60.4	190	33.9	290	51.8	15	2.7
First-Line Super./Mgrs. of Gaming Workers (391010)	90	59	65.6	29	32.2	40	44.4	25	27.8	15	16.7
First-Line Super./Mgrs. of Pers. Serv. Wrks (391021)	470	165	35.1	309	65.7	150	31.9	265	56.4	0	0.0
Animal Care & Service Workers (392000)	440	149	33.9	300	68.2	135	30.7	300	68.2	0	0.0
Animal Trainers (392011)	75	34	45.3	45	60.0	30	40.0	45	60.0	0	0.0
Non-farm Animal Caretakers (392021)	365	115	31.5	255	69.9	105	28.8	255	69.9	0	0.0
Entert. Attendants & Related Workers (393000)	635	305	48.0	331	52.1	195	30.7	210	33.1	35	5.5
Gaming Services Workers (393010)	120	70	58.3	55	45.8	15	12.5	25	20.8	15	12.5
Motion Picture Projectionists (393021)	20	20	100.0	0	0.0	20	100.0	0	0.0	0	0.0
Ushers, Lobby Attend., & Ticket Takers (393031)	85	50	58.8	35	41.2	40	47.1	10	11.8	0	0.0
Misc. Entertainment Attend. & Rel Wrks (393090)	410	165	40.2	241	58.8	120	29.3	175	42.7	20	4.9
Funeral Service Workers (394000)	60	60	100.0	0	0.0	60	100.0	0	0.0	0	0.0
Personal Appearance Workers (395000)	2,625	504	19.2	2,128	81.1	360	13.7	1,805	68.8	80	3.0
Barbers (395011)	260	185	71.2	75	28.8	125	48.1	75	28.8	60	23.1
Hairdressers, Stylists, & Cosmetologists (395012)	2,085	275	13.2	1,819	87.2	235	11.3	1,545	74.1	20	1.0
Misc. Personal Appearance Workers (395090)	280	44	15.7	234	83.6	0	0.0	185	66.1	0	0.0
Transp., Tourism, & Lodging Attendants (396000)	365	135	37.0	228	62.5	95	26.0	134	36.7	25	6.8
Baggage Porters, Bellhops, & Concierges (396010)	75	70	93.3	4	5.3	45	60.0	4	5.3	10	13.3
Tour & Travel Guides (396020)	110	45	40.9	60	54.5	30	27.3	50	45.5	15	13.6
Transportation Attendants (396030)	180	20	11.1	164	91.1	20	11.1	80	44.4	0	0.0
Other Personal Care & Service Workers (399000)	6,160	809	13.1	5,339	86.7	540	8.8	3,665	59.5	155	2.5
Child Care Workers (399011)	3,970	280	7.1	3,689	92.9	160	4.0	2,575	64.9	80	2.0
Personal & Home Care Aides (399021)	890	95	10.7	788	88.5	60	6.7	410	46.1	20	2.2
Recreation & Fitness Workers (399030)	770	305	39.6	465	60.4	220	28.6	445	57.8	30	3.9
Residential Advisors (399041)	435	85	19.5	349	80.2	60	13.8	205	47.1	25	5.7
Pers. Care & Serv. Workers, All Other (399099)	95	44	46.3	48	50.5	40	42.1	30	31.6	0	0.0
<b>SALES &amp; RELATED OCCUPATIONS (410000)</b>	<b>45,440</b>	<b>22,608</b>	<b>49.8</b>	<b>22,811</b>	<b>50.2</b>	<b>19,250</b>	<b>42.4</b>	<b>17,570</b>	<b>38.7</b>	<b>1,143</b>	<b>2.5</b>
Supervisors, Sales Workers (411000)	11,325	6,650	58.7	4,674	41.3	5,715	50.5	3,830	33.8	215	1.9
First-Line Super./Mgrs. of Ret. Sales Wrks (411011)	8,715	5,085	58.3	3,630	41.7	4,330	49.7	2,915	33.4	175	2.0
First-Line Sup./Mgrs., Non-Ret Sales Wrks (411012)	2,610	1,565	60.0	1,044	40.0	1,385	53.1	915	35.1	40	1.5
Retail Sales Workers (412000)	20,205	7,817	38.7	12,381	61.3	6,015	29.8	8,655	42.8	668	3.3
Cashiers (412010)	9,590	2,672	27.9	6,919	72.1	1,770	18.5	4,345	45.3	289	3.0
Counter & Rental Clerks (412021)	520	215	41.3	307	59.0	110	21.2	260	50.0	20	3.8
Parts Salespersons (412022)	365	343	94.0	15	4.1	325	89.0	15	4.1	0	0.0
Retail Salespersons (412031)	9,730	4,587	47.1	5,140	52.8	3,810	39.2	4,035	41.5	359	3.7
Sales Representatives, Services (413000)	5,390	2,909	54.0	2,465	45.7	2,710	50.3	2,205	40.9	115	2.1
Advertising Sales Agents (413011)	565	280	49.6	289	51.2	280	49.6	260	46.0	0	0.0
Insurance Sales Agents (413021)	1,895	959	50.6	925	48.8	885	46.7	825	43.5	45	2.4
Securities, Comm., & Fin. Serv. Sales Agts (413031)	945	582	61.6	354	37.5	525	55.6	330	34.9	30	3.2
Travel Agents (413041)	505	80	15.8	423	83.8	80	15.8	390	77.2	0	0.0
Sales Reps, Services, All Other (413099)	1,480	1,008	68.1	474	32.0	940	63.5	400	27.0	40	2.7
Sales Reps, Wholesale & Manufacturing (414000)	4,505	3,334	74.0	1,174	26.1	3,190	70.8	1,020	22.6	60	1.3
Sales Reps, Wholesale & Manufacturing (414010)	4,505	3,334	74.0	1,174	26.1	3,190	70.8	1,020	22.6	60	1.3
Other Sales & Related Workers (419000)	4,015	1,898	47.3	2,117	52.7	1,620	40.3	1,860	46.3	85	2.1
Models, Demonstrators, & Prod Promoters (419010)	160	30	18.8	129	80.6	30	18.8	105	65.6	0	0.0



**CONNECTICUT OCCUPATIONAL STATISTICS**  
**for Equal Employment Opportunity and Affirmative Action Planning**  
**2000 Census of Population and Housing - Special EEO Tabulation**

**New Haven County**

Black Non-Hispanic		Hispanic in Any Race				All Other Non-Hispanic				Occupation
Female	%	Male	%	Female	%	Male	%	Female	%	
645	7.7	844	10.0	610	7.3	139	1.7	174	2.1	Building Cleaning & Pest Control Workers (372000)
470	16.8	120	4.3	390	13.9	0	0.0	130	4.6	Maids & Housekeeping Cleaners (372012)
175	3.2	720	13.2	220	4.0	139	2.5	44	0.8	Janitors & Building Cleaners (37201X)
0	0.0	4	2.9	0	0.0	0	0.0	0	0.0	Pest Control Workers (372021)
4	0.2	330	12.8	20	0.8	69	2.7	10	0.4	Grounds Maintenance Workers (373000)
4	0.2	330	12.8	20	0.8	69	2.7	10	0.4	Grounds Maintenance Workers (373010)
<b>1,237</b>	<b>11.4</b>	<b>137</b>	<b>1.3</b>	<b>729</b>	<b>6.7</b>	<b>164</b>	<b>1.5</b>	<b>294</b>	<b>2.7</b>	<b>Personal Care &amp; Service Occupations (390001)</b>
34	6.1	4	0.7	4	0.7	15	2.7	10	1.8	Super., Personal Care & Service Workers (391000)
4	4.4	4	4.4	0	0.0	0	0.0	0	0.0	First-Line Super./Mgrs. of Gaming Workers (391010)
30	6.4	0	0.0	4	0.9	15	3.2	10	2.1	First-Line Super./Mgrs. of Pers. Serv. Wrkrs (391021)
0	0.0	0	0.0	0	0.0	14	3.2	0	0.0	Animal Care & Service Workers (392000)
0	0.0	0	0.0	0	0.0	4	5.3	0	0.0	Animal Trainers (392011)
0	0.0	0	0.0	0	0.0	10	2.7	0	0.0	Non-farm Animal Caretakers (392021)
75	11.8	25	3.9	8	1.3	50	7.9	38	6.0	Entert. Attendants & Related Workers (393000)
0	0.0	0	0.0	0	0.0	40	33.3	30	25.0	Gaming Services Workers (393010)
0	0.0	0	0.0	0	0.0	0	0.0	0	0.0	Motion Picture Projectionists (393021)
25	29.4	10	11.8	0	0.0	0	0.0	0	0.0	Ushers, Lobby Attend., & Ticket Takers (393031)
50	12.2	15	3.7	8	2.0	10	2.4	8	2.0	Misc. Entertainment Attend. & Rel Wrkrs (393090)
0	0.0	0	0.0	0	0.0	0	0.0	0	0.0	Funeral Service Workers (394000)
109	4.2	14	0.5	139	5.3	50	1.9	75	2.9	Personal Appearance Workers (395000)
0	0.0	0	0.0	0	0.0	0	0.0	0	0.0	Barbers (395011)
109	5.2	10	0.5	120	5.8	10	0.5	45	2.2	Hairdressers, Stylists, & Cosmetologists (395012)
0	0.0	4	1.4	19	6.8	40	14.3	30	10.7	Misc. Personal Appearance Workers (395090)
20	5.5	15	4.1	60	16.4	0	0.0	14	3.8	Transp., Tourism, & Lodging Attendants (396000)
0	0.0	15	20.0	0	0.0	0	0.0	0	0.0	Baggage Porters, Bellhops, & Concierges (396010)
0	0.0	0	0.0	10	9.1	0	0.0	0	0.0	Tour & Travel Guides (396020)
20	11.1	0	0.0	50	27.8	0	0.0	14	7.8	Transportation Attendants (396030)
999	16.2	79	1.3	518	8.4	35	0.6	157	2.5	Other Personal Care & Service Workers (399000)
595	15.0	20	0.5	435	11.0	20	0.5	84	2.1	Child Care Workers (399011)
295	33.1	15	1.7	40	4.5	0	0.0	43	4.8	Personal & Home Care Aides (399021)
0	0.0	40	5.2	10	1.3	15	1.9	10	1.3	Recreation & Fitness Workers (399030)
105	24.1	0	0.0	29	6.7	0	0.0	10	2.3	Residential Advisors (399041)
4	4.2	4	4.2	4	4.2	0	0.0	10	10.5	Pers. Care & Serv. Workers, All Other (399099)
<b>2,639</b>	<b>5.8</b>	<b>1,176</b>	<b>2.6</b>	<b>1,678</b>	<b>3.7</b>	<b>1,039</b>	<b>2.3</b>	<b>924</b>	<b>2.0</b>	<b>SALES &amp; RELATED OCCUPATIONS (410000)</b>
400	3.5	360	3.2	260	2.3	360	3.2	184	1.6	Supervisors, Sales Workers (411000)
335	3.8	285	3.3	220	2.5	295	3.4	160	1.8	First-Line Super./Mgrs. of Ret. Sales Wrkrs (411011)
65	2.5	75	2.9	40	1.5	65	2.5	24	0.9	First-Line Sup./Mgrs., Non-Ret Sales Wrkrs (411012)
1,945	9.6	638	3.2	1,183	5.9	496	2.5	598	3.0	Retail Sales Workers (412000)
1,320	13.8	305	3.2	835	8.7	308	3.2	419	4.4	Cashiers (412010)
15	2.9	40	7.7	8	1.5	45	8.7	24	4.6	Counter & Rental Clerks (412021)
0	0.0	8	2.2	0	0.0	10	2.7	0	0.0	Parts Salespersons (412022)
610	6.3	285	2.9	340	3.5	133	1.4	155	1.6	Retail Salespersons (412031)
125	2.3	33	0.6	82	1.5	51	0.9	53	1.0	Sales Representatives, Services (413000)
10	1.8	0	0.0	0	0.0	0	0.0	19	3.4	Advertising Sales Agents (413011)
55	2.9	15	0.8	45	2.4	14	0.7	0	0.0	Insurance Sales Agents (413021)
20	2.1	8	0.8	4	0.4	19	2.0	0	0.0	Securities, Comm., & Fin. Serv. Sales Agts (413031)
15	3.0	0	0.0	8	1.6	0	0.0	10	2.0	Travel Agents (413041)
25	1.7	10	0.7	25	1.7	18	1.2	24	1.6	Sales Reps, Services, All Other (413099)
30	0.7	45	1.0	80	1.8	39	0.9	44	1.0	Sales Reps, Wholesale & Manufacturing (414000)
30	0.7	45	1.0	80	1.8	39	0.9	44	1.0	Sales Reps, Wholesale & Manufacturing (414010)
139	3.5	100	2.5	73	1.8	93	2.3	45	1.1	Other Sales & Related Workers (419000)
10	6.3	0	0.0	14	8.8	0	0.0	0	0.0	Models, Demonstrators, & Prod Promoters (419010)

**CONNECTICUT OCCUPATIONAL STATISTICS**  
**for Equal Employment Opportunity and Affirmative Action Planning**  
**2000 Census of Population and Housing - Special EEO Tabulation**

**New Haven County**

Occupation	Total All Races *	Total Civilian Labor Force				White Non-Hispanic				Black Non-Hispanic	
		Male	%	Female	%	Male	%	Female	%	Male	%
Real Estate Brokers & Sales Agents (419020)	1,680	684	40.7	995	59.2	635	37.8	920	54.8	20	1.2
Sales Engineers (419031)	160	160	100.0	0	0.0	160	100.0	0	0.0	0	0.0
Telemarketers (419041)	890	390	43.8	499	56.1	220	24.7	400	44.9	45	5.1
Door-To-Door Sales Workers & Rel Wrks (419091)	420	294	70.0	124	29.5	250	59.5	105	25.0	20	4.8
Sales & Related Workers, All Other (419099)	705	340	48.2	370	52.5	325	46.1	330	46.8	0	0.0
<b>OFFICE &amp; ADMIN. SUPPORT OCCUPATIONS (430000)</b>	<b>66,944</b>	<b>16,986</b>	<b>25.4</b>	<b>49,912</b>	<b>74.6</b>	<b>13,049</b>	<b>19.5</b>	<b>40,763</b>	<b>60.9</b>	<b>2,072</b>	<b>3.1</b>
Super., Office & Admin. Support Workers (431000)	5,205	1,464	28.1	3,734	71.7	1,215	23.3	3,225	62.0	120	2.3
First-Line Sup./Mgrs., Admin. Support Wrks (431011)	5,205	1,464	28.1	3,734	71.7	1,215	23.3	3,225	62.0	120	2.3
Communications Equipment Operators (432000)	680	206	30.3	469	69.0	140	20.6	349	51.3	44	6.5
Switchboard Operators, Incl. Ans. Service (432011)	260	44	16.9	215	82.7	15	5.8	170	65.4	25	9.6
Telephone Operators (432021)	375	124	33.1	250	66.7	95	25.3	175	46.7	15	4.0
Comm. Equipment Operators, All Other (432099)	45	38	84.4	4	8.9	30	66.7	4	8.9	4	8.9
Financial Clerks (433000)	9,540	926	9.7	8,609	90.2	810	8.5	7,445	78.0	84	0.9
Bill & Account Collectors (433011)	485	125	25.8	359	74.0	105	21.6	295	60.8	20	4.1
Billing & Posting Clerks & Machine Oper. (433021)	1,505	125	8.3	1,379	91.6	115	7.6	1,175	78.1	10	0.7
Bookkeeping, Accting, & Auditing Clerks (433031)	5,365	518	9.7	4,842	90.3	455	8.5	4,325	80.6	35	0.7
Gaming Cage Workers (433041)	10	0	0.0	10	100.0	0	0.0	0	0.0	0	0.0
Payroll & Timekeeping Clerks (433051)	845	68	8.0	779	92.2	60	7.1	665	78.7	4	0.5
Procurement Clerks (433061)	100	40	40.0	60	60.0	40	40.0	60	60.0	0	0.0
Tellers (433071)	1,230	50	4.1	1,180	95.9	35	2.8	925	75.2	15	1.2
Information & Record Clerks (434000)	14,255	2,876	20.2	11,374	79.8	2,290	16.1	8,775	61.6	355	2.5
Brokerage Clerks (434011)	50	20	40.0	30	60.0	20	40.0	10	20.0	0	0.0
Court, Municipal, & License Clerks (434031)	225	35	15.6	194	86.2	25	11.1	170	75.6	10	4.4
Credit Authorizers, Checkers, & Clerks (434041)	180	40	22.2	140	77.8	25	13.9	130	72.2	15	8.3
Customer Service Representatives (434051)	6,580	1,714	26.0	4,869	74.0	1,435	21.8	3,780	57.4	130	2.0
Eligibility Interviewers, Govt. Programs (434061)	180	45	25.0	134	74.4	45	25.0	60	33.3	0	0.0
File Clerks (434071)	965	190	19.7	774	80.2	155	16.1	550	57.0	35	3.6
Hotel, Motel, & Resort Desk Clerks (434081)	205	105	51.2	100	48.8	65	31.7	40	19.5	0	0.0
Interviewers, Except Eligibility & Loan (434111)	415	69	16.6	345	83.1	45	10.8	270	65.1	0	0.0
Library Assistants, Clerical (434121)	610	100	16.4	505	82.8	100	16.4	385	63.1	0	0.0
Loan Interviewers & Clerks (434131)	160	20	12.5	138	86.3	20	12.5	120	75.0	0	0.0
New Accounts Clerks (434141)	40	10	25.0	35	87.5	10	25.0	25	62.5	0	0.0
Human Res. Assists, Exc. Payroll Etc. (434161)	140	20	14.3	119	85.0	20	14.3	100	71.4	0	0.0
Receptionists & Information Clerks (434171)	3,220	139	4.3	3,075	95.5	110	3.4	2,330	72.4	25	0.8
Reserv. & Transp. Ticket Agts & Trav Clerks (434181)	255	105	41.2	149	58.4	50	19.6	145	56.9	55	21.6
Information & Record Clerks, All Other (434199)	185	24	13.0	164	88.6	20	10.8	110	59.5	0	0.0
Correspondence Clerks & Order Clerks (434XXX)	845	240	28.4	603	71.4	145	17.2	550	65.1	85	10.1
Material Recording, Scheduling, Etc. (435000)	12,150	8,217	67.6	3,931	32.4	6,215	51.2	2,655	21.9	985	8.1
Cargo & Freight Agents (435011)	10	10	100.0	0	0.0	10	100.0	0	0.0	0	0.0
Couriers & Messengers (435021)	590	500	84.7	93	15.8	380	64.4	75	12.7	60	10.2
Dispatchers (435030)	865	448	51.8	415	48.0	370	42.8	260	30.1	55	6.4
Meter Readers, Utilities (435041)	100	70	70.0	30	30.0	60	60.0	10	10.0	10	10.0
Postal Service Clerks (435051)	710	354	49.9	359	50.6	275	38.7	150	21.1	40	5.6
Postal Service Mail Carriers (435052)	1,450	1,135	78.3	314	21.7	930	64.1	230	15.9	100	6.9
Postal Service Mail Sorters, Processors, Etc. (435053)	735	375	51.0	365	49.7	310	42.2	185	25.2	35	4.8
Production, Planning, & Expediting Clerks (435061)	1,135	543	47.8	588	51.8	495	43.6	530	46.7	25	2.2
Shipping, Receiving, & Traffic Clerks (435071)	2,295	1,768	77.0	524	22.8	1,235	53.8	350	15.3	250	10.9
Stock Clerks & Order Fillers (435081)	4,075	2,875	70.6	1,198	29.4	2,025	49.7	835	20.5	400	9.8
Weighers, Measurers, Checkers, Etc. (435111)	185	139	75.1	45	24.3	125	67.6	30	16.2	10	5.4
Secretaries & Administrative Assistants (436000)	13,290	275	2.1	13,010	97.9	200	1.5	11,370	85.6	20	0.2
Secretaries & Administrative Assistants (436010)	13,290	275	2.1	13,010	97.9	200	1.5	11,370	85.6	20	0.2
Other Office & Admin. Support Workers (439000)	11,824	3,022	25.6	8,785	74.3	2,179	18.4	6,944	58.7	464	3.9

**CONNECTICUT OCCUPATIONAL STATISTICS**  
**for Equal Employment Opportunity and Affirmative Action Planning**  
**2000 Census of Population and Housing - Special EEO Tabulation**

**New Haven County**

Black Non-Hispanic		Hispanic in Any Race				All Other Non-Hispanic				Occupation
Female	%	Male	%	Female	%	Male	%	Female	%	
15	0.9	15	0.9	30	1.8	14	0.8	30	1.8	Real Estate Brokers & Sales Agents (419020)
0	0.0	0	0.0	0	0.0	0	0.0	0	0.0	Sales Engineers (419031)
85	9.6	65	7.3	14	1.6	60	6.7	0	0.0	Telemarketers (419041)
4	1.0	20	4.8	15	3.6	4	1.0	0	0.0	Door-To-Door Sales Workers & Rel Wrks (419091)
25	3.5	0	0.0	0	0.0	15	2.1	15	2.1	Sales & Related Workers, All Other (419099)
<b>4,956</b>	<b>7.4</b>	<b>1,252</b>	<b>1.9</b>	<b>3,065</b>	<b>4.6</b>	<b>613</b>	<b>0.9</b>	<b>1,128</b>	<b>1.7</b>	<b>OFFICE &amp; ADMIN. SUPPORT OCCUPATIONS (430000)</b>
270	5.2	105	2.0	205	3.9	24	0.5	34	0.7	Super., Office & Admin. Support Workers (431000)
270	5.2	105	2.0	205	3.9	24	0.5	34	0.7	First-Line Sup./Mgrs., Admin. Support Wrks (431011)
45	6.6	8	1.2	75	11.0	14	2.1	0	0.0	Communications Equipment Operators (432000)
10	3.8	0	0.0	35	13.5	4	1.5	0	0.0	Switchboard Operators, Incl. Ans. Service (432011)
35	9.3	4	1.1	40	10.7	10	2.7	0	0.0	Telephone Operators (432021)
0	0.0	4	8.9	0	0.0	0	0.0	0	0.0	Comm. Equipment Operators, All Other (432099)
628	6.6	8	0.1	339	3.6	24	0.3	197	2.1	Financial Clerks (433000)
35	7.2	0	0.0	19	3.9	0	0.0	10	2.1	Bill & Account Collectors (433011)
99	6.6	0	0.0	70	4.7	0	0.0	35	2.3	Billing & Posting Clerks & Machine Oper. (433021)
284	5.3	4	0.1	150	2.8	24	0.4	83	1.5	Bookkeeping, Accting, & Auditing Clerks (433031)
10	100.0	0	0.0	0	0.0	0	0.0	0	0.0	Gaming Cage Workers (433041)
70	8.3	4	0.5	20	2.4	0	0.0	24	2.8	Payroll & Timekeeping Clerks (433051)
0	0.0	0	0.0	0	0.0	0	0.0	0	0.0	Procurement Clerks (433061)
130	10.6	0	0.0	80	6.5	0	0.0	45	3.7	Tellers (433071)
1,413	9.9	134	0.9	962	6.7	97	0.7	224	1.6	Information & Record Clerks (434000)
20	40.0	0	0.0	0	0.0	0	0.0	0	0.0	Brokerage Clerks (434011)
4	1.8	0	0.0	20	8.9	0	0.0	0	0.0	Court, Municipal, & License Clerks (434031)
0	0.0	0	0.0	10	5.6	0	0.0	0	0.0	Credit Authorizers, Checkers, & Clerks (434041)
700	10.6	95	1.4	300	4.6	54	0.8	89	1.4	Customer Service Representatives (434051)
45	25.0	0	0.0	29	16.1	0	0.0	0	0.0	Eligibility Interviewers, Govt. Programs (434061)
125	13.0	0	0.0	80	8.3	0	0.0	19	2.0	File Clerks (434071)
20	9.8	15	7.3	30	14.6	25	12.2	10	4.9	Hotel, Motel, & Resort Desk Clerks (434081)
65	15.7	10	2.4	10	2.4	14	3.4	0	0.0	Interviewers, Except Eligibility & Loan (434111)
80	13.1	0	0.0	20	3.3	0	0.0	20	3.3	Library Assistants, Clerical (434121)
4	2.5	0	0.0	10	6.3	0	0.0	4	2.5	Loan Interviewers & Clerks (434131)
10	25.0	0	0.0	0	0.0	0	0.0	0	0.0	New Accounts Clerks (434141)
15	10.7	0	0.0	4	2.9	0	0.0	0	0.0	Human Res. Assists, Exc. Payroll Etc. (434161)
285	8.9	0	0.0	390	12.1	4	0.1	70	2.2	Receptionists & Information Clerks (434171)
0	0.0	0	0.0	4	1.6	0	0.0	0	0.0	Reserv. & Transp. Ticket Agts & Trav Clerks (434181)
20	10.8	4	2.2	30	16.2	0	0.0	4	2.2	Information & Record Clerks, All Other (434199)
20	2.4	10	1.2	25	3.0	0	0.0	8	0.9	Correspondence Clerks & Order Clerks (434XXX)
670	5.5	800	6.6	483	4.0	217	1.8	123	1.0	Material Recording, Scheduling, Etc. (435000)
0	0.0	0	0.0	0	0.0	0	0.0	0	0.0	Cargo & Freight Agents (435011)
10	1.7	35	5.9	4	0.7	25	4.2	4	0.7	Couriers & Messengers (435021)
125	14.5	8	0.9	30	3.5	15	1.7	0	0.0	Dispatchers (435030)
0	0.0	0	0.0	20	20.0	0	0.0	0	0.0	Meter Readers, Utilities (435041)
85	12.0	29	4.1	90	12.7	10	1.4	34	4.8	Postal Service Clerks (435051)
55	3.8	95	6.6	25	1.7	10	0.7	4	0.3	Postal Service Mail Carriers (435052)
125	17.0	30	4.1	35	4.8	0	0.0	20	2.7	Postal Service Mail Sorters, Processors, Etc. (435053)
30	2.6	4	0.4	24	2.1	19	1.7	4	0.4	Production, Planning, & Expediting Clerks (435061)
90	3.9	265	11.5	80	3.5	18	0.8	4	0.2	Shipping, Receiving, & Traffic Clerks (435071)
150	3.7	330	8.1	160	3.9	120	2.9	53	1.3	Stock Clerks & Order Fillers (435081)
0	0.0	4	2.2	15	8.1	0	0.0	0	0.0	Weighers, Measurers, Checkers, Etc. (435111)
880	6.6	10	0.1	495	3.7	45	0.3	265	2.0	Secretaries & Administrative Assistants (436000)
880	6.6	10	0.1	495	3.7	45	0.3	265	2.0	Secretaries & Administrative Assistants (436010)
1,050	8.9	187	1.6	506	4.3	192	1.6	285	2.4	Other Office & Admin. Support Workers (439000)

**CONNECTICUT OCCUPATIONAL STATISTICS**  
**for Equal Employment Opportunity and Affirmative Action Planning**  
**2000 Census of Population and Housing - Special EEO Tabulation**

**New Haven County**

Occupation	Total All Races *	Total Civilian Labor Force				White Non-Hispanic				Black Non-Hispanic	
		Male	%	Female	%	Male	%	Female	%	Male	%
Computer Operators (439011)	910	550	60.4	364	40.0	385	42.3	260	28.6	70	7.7
Data Entry Keyers (439021)	2,200	710	32.3	1,500	68.2	530	24.1	1,055	48.0	50	2.3
Word Processors & Typists (439022)	615	28	4.6	579	94.1	4	0.7	430	69.9	20	3.3
Desktop Publishers (439031)	4	0	0.0	4	100.0	0	0.0	4	100.0	0	0.0
Insurance Claims & Policy Proc. Clerks (439041)	995	124	12.5	869	87.3	105	10.6	670	67.3	15	1.5
Mail Clerks & Mail Mach Oper., Exc. USPS (439051)	500	244	48.8	242	48.4	140	28.0	160	32.0	85	17.0
Office Clerks, General (439061)	4,740	759	16.0	3,985	84.1	565	11.9	3,300	69.6	129	2.7
Office Machine Operators, Exc. Computer (439071)	235	119	50.6	110	46.8	35	14.9	65	27.7	30	12.8
Proofreaders & Copy Markers (439081)	80	20	25.0	60	75.0	20	25.0	60	75.0	0	0.0
Statistical Assistants (439111)	80	45	56.3	34	42.5	35	43.8	30	37.5	10	12.5
Office & Admin. Support Workers, All Other (439199)	1,465	423	28.9	1,038	70.9	360	24.6	910	62.1	55	3.8
<b>FARMING, FISHING, &amp; FORESTRY OCCUPATIONS (450000)</b>	<b>673</b>	<b>490</b>	<b>72.8</b>	<b>167</b>	<b>24.8</b>	<b>262</b>	<b>38.9</b>	<b>104</b>	<b>15.5</b>	<b>45</b>	<b>6.7</b>
Super., Farming, Fishing, & Forestry Wrks (451000)	55	49	89.1	0	0.0	30	54.5	0	0.0	15	27.3
First-Line Sup./Mgrs. of Farming, Etc. (451010)	55	49	89.1	0	0.0	30	54.5	0	0.0	15	27.3
Agricultural Workers (452000)	509	358	70.3	148	29.1	164	32.2	85	16.7	30	5.9
Agricultural Inspectors (452011)	4	4	100.0	0	0.0	4	100.0	0	0.0	0	0.0
Graders & Sorters, Agricultural Products (452041)	0	0	0.0	0	0.0	0	0.0	0	0.0	0	0.0
Misc. Agric. Wrks, Incl. Animal Breeders (4520XX)	505	354	70.1	148	29.3	160	31.7	85	16.8	30	5.9
Fishing & Hunting Workers (453000)	85	75	88.2	4	4.7	60	70.6	4	4.7	0	0.0
Forest, Conservation, & Logging Workers (454000)	24	8	33.3	15	62.5	8	33.3	15	62.5	0	0.0
Forest & Conservation Workers (454011)	20	4	20.0	15	75.0	4	20.0	15	75.0	0	0.0
Logging Workers (454020)	4	4	100.0	0	0.0	4	100.0	0	0.0	0	0.0
<b>CONSTRUCTION &amp; EXTRACTION OCCUPATIONS (470000)</b>	<b>19,830</b>	<b>19,289</b>	<b>97.3</b>	<b>495</b>	<b>2.5</b>	<b>16,250</b>	<b>81.9</b>	<b>341</b>	<b>1.7</b>	<b>1,183</b>	<b>6.0</b>
Super., Construction & Extraction Workers (471000)	2,160	2,088	96.7	75	3.5	1,940	89.8	55	2.5	85	3.9
First-Line Sup./Mgrs. of Constr & Extr. Wrks (471011)	2,160	2,088	96.7	75	3.5	1,940	89.8	55	2.5	85	3.9
Construction Trades Workers (472000)	16,570	16,136	97.4	394	2.4	13,435	81.1	270	1.6	1,016	6.1
Boilermakers (472011)	20	19	95.0	0	0.0	15	75.0	0	0.0	4	20.0
Brickmasons, Blockmasons, & Stonemasons (472020)	665	654	98.3	10	1.5	535	80.5	10	1.5	50	7.5
Carpenters (472031)	4,270	4,178	97.8	77	1.8	3,740	87.6	55	1.3	190	4.4
Carpet, Floor, & Tile Installers & Finishers (472040)	565	564	99.8	0	0.0	440	77.9	0	0.0	4	0.7
Cement Masons, Concrete Finishers, Etc. (472050)	75	69	92.0	0	0.0	65	86.7	0	0.0	0	0.0
Construction Laborers (472061)	2,490	2,425	97.4	63	2.5	1,725	69.3	55	2.2	225	9.0
Paving, Surfacing, & Tamping Equip. Oper. (472071)	40	39	97.5	0	0.0	35	87.5	0	0.0	0	0.0
Miscellaneous Construction Equip. Oper. (47207X)	880	879	99.9	0	0.0	825	93.8	0	0.0	40	4.5
Drywall Install., Ceil. Tile Install., & Tapers (472080)	195	194	99.5	0	0.0	180	92.3	0	0.0	10	5.1
Electricians (472111)	2,190	2,129	97.2	70	3.2	1,825	83.3	35	1.6	135	6.2
Glaziers (472121)	165	165	100.0	0	0.0	105	63.6	0	0.0	35	21.2
Insulation Workers (472130)	110	103	93.6	0	0.0	65	59.1	0	0.0	30	27.3
Painters, Construction & Maintenance (472141)	1,540	1,443	93.7	100	6.5	1,145	74.4	80	5.2	89	5.8
Paperhangers (472142)	55	54	98.2	0	0.0	50	90.9	0	0.0	0	0.0
Pipelayers, Plumbers, Pipefitters, Etc. (472150)	1,660	1,612	97.1	34	2.0	1,425	85.8	20	1.2	74	4.5
Plasterers & Stucco Masons (472161)	20	20	100.0	0	0.0	20	100.0	0	0.0	0	0.0
Roofers (472181)	770	764	99.2	0	0.0	600	77.9	0	0.0	40	5.2
Sheet Metal Workers (472211)	630	615	97.6	15	2.4	470	74.6	15	2.4	60	9.5
Iron & Steel Workers (472XXX)	230	210	91.3	25	10.9	170	73.9	0	0.0	30	13.0
Helpers, Construction Trades (473000)	135	135	100.0	0	0.0	110	81.5	0	0.0	0	0.0
Helpers, Construction Trades (473010)	135	135	100.0	0	0.0	110	81.5	0	0.0	0	0.0
Other Construction & Related Workers (474000)	795	761	95.7	26	3.3	620	78.0	16	2.0	78	9.8
Construction & Building Inspectors (474011)	215	199	92.6	14	6.5	195	90.7	4	1.9	4	1.9
Elevator Installers & Repairers (474021)	95	90	94.7	4	4.2	80	84.2	4	4.2	0	0.0
Fence Erectors (474031)	45	45	100.0	0	0.0	45	100.0	0	0.0	0	0.0
Hazardous Materials Removal Workers (474041)	55	50	90.9	4	7.3	15	27.3	4	7.3	20	36.4

**CONNECTICUT OCCUPATIONAL STATISTICS**  
**for Equal Employment Opportunity and Affirmative Action Planning**  
**2000 Census of Population and Housing - Special EEO Tabulation**

**New Haven County**

Black Non-Hispanic		Hispanic in Any Race				All Other Non-Hispanic				Occupation
Female	%	Male	%	Female	%	Male	%	Female	%	
55	6.0	35	3.8	25	2.7	60	6.6	24	2.6	Computer Operators (439011)
230	10.5	60	2.7	125	5.7	70	3.2	90	4.1	Data Entry Keyers (439021)
60	9.8	4	0.7	64	10.4	0	0.0	25	4.1	Word Processors & Typists (439022)
0	0.0	0	0.0	0	0.0	0	0.0	0	0.0	Desktop Publishers (439031)
155	15.6	0	0.0	40	4.0	4	0.4	4	0.4	Insurance Claims & Policy Proc. Clerks (439041)
55	11.0	19	3.8	19	3.8	0	0.0	8	1.6	Mail Clerks & Mail Mach Oper., Exc. USPS (439051)
380	8.0	45	0.9	185	3.9	20	0.4	120	2.5	Office Clerks, General (439061)
35	14.9	24	10.2	10	4.3	30	12.8	0	0.0	Office Machine Operators, Exc. Computer (439071)
0	0.0	0	0.0	0	0.0	0	0.0	0	0.0	Proofreaders & Copy Markers (439081)
0	0.0	0	0.0	4	5.0	0	0.0	0	0.0	Statistical Assistants (439111)
80	5.5	0	0.0	34	2.3	8	0.5	14	1.0	Office & Admin. Support Workers, All Other (439199)
<b>0</b>	<b>0.0</b>	<b>169</b>	<b>25.1</b>	<b>49</b>	<b>7.3</b>	<b>14</b>	<b>2.1</b>	<b>14</b>	<b>2.1</b>	<b>FARMING, FISHING, &amp; FORESTRY OCCUPATIONS (450000)</b>
0	0.0	4	7.3	0	0.0	0	0.0	0	0.0	Super., Farming, Fishing, & Forestry Wrks (451000)
0	0.0	4	7.3	0	0.0	0	0.0	0	0.0	First-Line Sup./Mgrs. of Farming, Etc. (451010)
0	0.0	150	29.5	49	9.6	14	2.8	14	2.8	Agricultural Workers (452000)
0	0.0	0	0.0	0	0.0	0	0.0	0	0.0	Agricultural Inspectors (452011)
0	0.0	0	0.0	0	0.0	0	0.0	0	0.0	Graders & Sorters, Agricultural Products (452041)
0	0.0	150	29.7	49	9.7	14	2.8	14	2.8	Misc. Agric. Wrks, Incl. Animal Breeders (4520XX)
0	0.0	15	17.6	0	0.0	0	0.0	0	0.0	Fishing & Hunting Workers (453000)
0	0.0	0	0.0	0	0.0	0	0.0	0	0.0	Forest, Conservation, & Logging Workers (454000)
0	0.0	0	0.0	0	0.0	0	0.0	0	0.0	Forest & Conservation Workers (454011)
0	0.0	0	0.0	0	0.0	0	0.0	0	0.0	Logging Workers (454020)
<b>108</b>	<b>0.5</b>	<b>1,450</b>	<b>7.3</b>	<b>18</b>	<b>0.1</b>	<b>406</b>	<b>2.0</b>	<b>28</b>	<b>0.1</b>	<b>CONSTRUCTION &amp; EXTRACTION OCCUPATIONS (470000)</b>
10	0.5	55	2.5	10	0.5	8	0.4	0	0.0	Super., Construction & Extraction Workers (471000)
10	0.5	55	2.5	10	0.5	8	0.4	0	0.0	First-Line Sup./Mgrs. of Constr & Extr. Wrks (471011)
88	0.5	1,297	7.8	8	0.0	388	2.3	28	0.2	Construction Trades Workers (472000)
0	0.0	0	0.0	0	0.0	0	0.0	0	0.0	Boilermakers (472011)
0	0.0	54	8.1	0	0.0	15	2.3	0	0.0	Brickmasons, Blockmasons, & Stonemasons (472020)
4	0.1	200	4.7	4	0.1	48	1.1	14	0.3	Carpenters (472031)
0	0.0	110	19.5	0	0.0	10	1.8	0	0.0	Carpet, Floor, & Tile Installers & Finishers (472040)
0	0.0	4	5.3	0	0.0	0	0.0	0	0.0	Cement Masons, Concrete Finishers, Etc. (472050)
4	0.2	395	15.9	4	0.2	80	3.2	0	0.0	Construction Laborers (472061)
0	0.0	4	10.0	0	0.0	0	0.0	0	0.0	Paving, Surfacing, & Tamping Equip. Oper. (472071)
0	0.0	14	1.6	0	0.0	0	0.0	0	0.0	Miscellaneous Construction Equip. Oper. (47207X)
0	0.0	4	2.1	0	0.0	0	0.0	0	0.0	Drywall Install., Ceil. Tile Install., & Tapers (472080)
25	1.1	85	3.9	0	0.0	84	3.8	10	0.5	Electricians (472111)
0	0.0	15	9.1	0	0.0	10	6.1	0	0.0	Glaziers (472121)
0	0.0	8	7.3	0	0.0	0	0.0	0	0.0	Insulation Workers (472130)
20	1.3	150	9.7	0	0.0	59	3.8	0	0.0	Painters, Construction & Maintenance (472141)
0	0.0	4	7.3	0	0.0	0	0.0	0	0.0	Paperhangers (472142)
10	0.6	75	4.5	0	0.0	38	2.3	4	0.2	Pipelayers, Plumbers, Pipefitters, Etc. (472150)
0	0.0	0	0.0	0	0.0	0	0.0	0	0.0	Plasterers & Stucco Masons (472161)
0	0.0	100	13.0	0	0.0	24	3.1	0	0.0	Roofers (472181)
0	0.0	65	10.3	0	0.0	20	3.2	0	0.0	Sheet Metal Workers (472211)
25	10.9	10	4.3	0	0.0	0	0.0	0	0.0	Iron & Steel Workers (472XXX)
0	0.0	25	18.5	0	0.0	0	0.0	0	0.0	Helpers, Construction Trades (473000)
0	0.0	25	18.5	0	0.0	0	0.0	0	0.0	Helpers, Construction Trades (473010)
10	1.3	53	6.7	0	0.0	10	1.3	0	0.0	Other Construction & Related Workers (474000)
10	4.7	0	0.0	0	0.0	0	0.0	0	0.0	Construction & Building Inspectors (474011)
0	0.0	0	0.0	0	0.0	10	10.5	0	0.0	Elevator Installers & Repairers (474021)
0	0.0	0	0.0	0	0.0	0	0.0	0	0.0	Fence Erectors (474031)
0	0.0	15	27.3	0	0.0	0	0.0	0	0.0	Hazardous Materials Removal Workers (474041)

**CONNECTICUT OCCUPATIONAL STATISTICS**  
**for Equal Employment Opportunity and Affirmative Action Planning**  
**2000 Census of Population and Housing - Special EEO Tabulation**

**New Haven County**

Occupation	Total All Races *	Total Civilian Labor Force				White Non-Hispanic				Black Non-Hispanic	
		Male	%	Female	%	Male	%	Female	%	Male	%
Highway Maintenance Workers (474051)	265	260	98.1	4	1.5	200	75.5	4	1.5	30	11.3
Rail-Track Laying & Maint. Equip. Operators (474061)	45	45	100.0	0	0.0	25	55.6	0	0.0	20	44.4
Septic Tank Serv. & Sewer Pipe Cleaners (474071)	15	15	100.0	0	0.0	15	100.0	0	0.0	0	0.0
Misc. Construction & Rel. Workers (474090)	60	57	95.0	0	0.0	45	75.0	0	0.0	4	6.7
Extraction Workers (475000)	170	169	99.4	0	0.0	145	85.3	0	0.0	4	2.4
Earth Drillers, Except Oil & Gas (475021)	105	105	100.0	0	0.0	105	100.0	0	0.0	0	0.0
Expl. Wrks, Ord. Handling Experts, & Blasters (475031)	10	10	100.0	0	0.0	10	100.0	0	0.0	0	0.0
Mining Machine Operators (475040)	25	24	96.0	0	0.0	20	80.0	0	0.0	4	16.0
Misc. Extraction Workers, Etc. (4750XX)	30	30	100.0	0	0.0	10	33.3	0	0.0	0	0.0
Derrick, Rotary Drill, Etc., Oil, Gas, & Mining (4750YY)	0	0	0.0	0	0.0	0	0.0	0	0.0	0	0.0
<b>INSTALLATION, MAINTENANCE, &amp; REPAIR OCCS. (490000)</b>	<b>14,875</b>	<b>14,139</b>	<b>95.1</b>	<b>733</b>	<b>4.9</b>	<b>12,074</b>	<b>81.2</b>	<b>568</b>	<b>3.8</b>	<b>858</b>	<b>5.8</b>
Super. of Installation, Maint., & Repair Wrks. (491000)	1,020	894	87.6	123	12.1	825	80.9	100	9.8	20	2.0
First-Line Super./Mgrs. of Mechanics, Etc (491011)	1,020	894	87.6	123	12.1	825	80.9	100	9.8	20	2.0
Elect. & Electronic Equip. Mechanics, Etc. (492000)	2,450	2,207	90.1	253	10.3	1,939	79.1	199	8.1	125	5.1
Computer, ATM, & Office Mach Repairers (492011)	810	714	88.1	94	11.6	620	76.5	70	8.6	60	7.4
Radio & Telecomm. Equip. Install & Repair (492020)	895	789	88.2	115	12.8	690	77.1	95	10.6	50	5.6
Avionics Technicians (492091)	25	14	56.0	10	40.0	4	16.0	0	0.0	0	0.0
Electric Motor, Pwr Tool, & Related Repairers (492092)	130	130	100.0	0	0.0	130	100.0	0	0.0	0	0.0
Electr. Equip. Install & Repair, Motor Veh. (492096)	30	30	100.0	0	0.0	30	100.0	0	0.0	0	0.0
Electr. Home Entert. Equip. Install & Repair (492097)	145	130	89.7	15	10.3	115	79.3	15	10.3	15	10.3
Security & Fire Alarm Systems Installers (492098)	300	285	95.0	15	5.0	265	88.3	15	5.0	0	0.0
Elect/Electr Repr, Ind., Utility, & Transp. Equip. (49209X)	115	115	100.0	4	3.5	85	73.9	4	3.5	0	0.0
Veh. & Mobile Equip. Mechs, Installers (493000)	5,355	5,246	98.0	116	2.2	4,405	82.3	84	1.6	324	6.1
Aircraft Mechanics & Service Techs (493011)	530	509	96.0	24	4.5	450	84.9	20	3.8	35	6.6
Automotive Body & Related Repairers (493021)	610	590	96.7	20	3.3	490	80.3	20	3.3	35	5.7
Automotive Glass Installers & Repairers (493022)	35	35	100.0	0	0.0	20	57.1	0	0.0	0	0.0
Automotive Service Techs & Mechanics (493023)	2,870	2,828	98.5	48	1.7	2,330	81.2	20	0.7	195	6.8
Bus & Truck Mechs & Diesel Eng. Specialists (493031)	610	605	99.2	4	0.7	490	80.3	4	0.7	20	3.3
Heavy Veh. & Mob. Equip. Serv. Techs & Mechs (493040)	465	455	97.8	10	2.2	430	92.5	10	2.2	25	5.4
Small Engine Mechanics (493050)	145	134	92.4	10	6.9	130	89.7	10	6.9	4	2.8
Misc. Veh. & Mob. Equip. Mechs, Etc. (493090)	90	90	100.0	0	0.0	65	72.2	0	0.0	10	11.1
Other Installation, Maint. & Repair Occs (499000)	6,050	5,792	95.7	241	4.0	4,905	81.1	185	3.1	389	6.4
Control & Valve Installers & Repairers (499010)	70	70	100.0	0	0.0	60	85.7	0	0.0	10	14.3
Heating, AC, & Refrig. Mechs & Installers (499021)	975	984	100.9	0	0.0	935	95.9	0	0.0	20	2.1
Home Appliance Repairers (499031)	145	145	100.0	0	0.0	145	100.0	0	0.0	0	0.0
Maintenance & Repair Workers, General (499042)	1,315	1,309	99.5	10	0.8	1,035	78.7	10	0.8	135	10.3
Maintenance Workers, Machinery (499043)	50	49	98.0	0	0.0	30	60.0	0	0.0	0	0.0
Millwrights (499044)	255	215	84.3	35	13.7	215	84.3	20	7.8	0	0.0
Ind. & Refractory Machinery Mechanics (49904X)	1,130	1,099	97.3	24	2.1	815	72.1	20	1.8	130	11.5
Electrical Power-Line Installers & Repairers (499051)	260	258	99.2	0	0.0	225	86.5	0	0.0	10	3.8
Telecomm. Line Installers & Repairers (499052)	625	544	87.0	80	12.8	495	79.2	55	8.8	29	4.6
Precision Instrument & Equip. Repairers (499060)	125	100	80.0	25	20.0	90	72.0	25	20.0	0	0.0
Coin, Vending, & Amuse. Mach Servicers (499091)	115	89	77.4	25	21.7	75	65.2	25	21.7	10	8.7
Locksmiths & Safe Repairers (499094)	105	100	95.2	4	3.8	100	95.2	0	0.0	0	0.0
Manufactured Bldg & Mobile Home Install (499095)	20	20	100.0	0	0.0	20	100.0	0	0.0	0	0.0
Riggers (499096)	10	10	100.0	0	0.0	10	100.0	0	0.0	0	0.0
Helpers--Installation, Maint., & Rep. Wrks (499098)	55	50	90.9	0	0.0	40	72.7	0	0.0	10	18.2
Other Install., Maint., & Rpr. Wrks, Etc. (49909X)	795	750	94.3	38	4.8	615	77.4	30	3.8	35	4.4
<b>PRODUCTION OCCUPATIONS (510000)</b>	<b>38,178</b>	<b>24,750</b>	<b>64.8</b>	<b>13,333</b>	<b>34.9</b>	<b>17,300</b>	<b>45.3</b>	<b>6,949</b>	<b>18.2</b>	<b>2,322</b>	<b>6.1</b>
Supervisors, Production Workers (511000)	4,435	3,410	76.9	1,019	23.0	2,870	64.7	655	14.8	195	4.4
First-Line Supr./Mgrs. of Prod. & Oper. Wrks (511011)	4,435	3,410	76.9	1,019	23.0	2,870	64.7	655	14.8	195	4.4
Assemblers & Fabricators (512000)	5,200	2,122	40.8	3,074	59.1	1,315	25.3	1,435	27.6	303	5.8



**CONNECTICUT OCCUPATIONAL STATISTICS**  
**for Equal Employment Opportunity and Affirmative Action Planning**  
**2000 Census of Population and Housing - Special EEO Tabulation**

**New Haven County**

Black Non-Hispanic		Hispanic in Any Race				All Other Non-Hispanic				Occupation
Female	%	Male	%	Female	%	Male	%	Female	%	
0	0.0	30	11.3	0	0.0	0	0.0	0	0.0	Highway Maintenance Workers (474051)
0	0.0	0	0.0	0	0.0	0	0.0	0	0.0	Rail-Track Laying & Maint. Equip. Operators (474061)
0	0.0	0	0.0	0	0.0	0	0.0	0	0.0	Septic Tank Serv. & Sewer Pipe Cleaners (474071)
0	0.0	8	13.3	0	0.0	0	0.0	0	0.0	Misc. Construction & Rel. Workers (474090)
0	0.0	20	11.8	0	0.0	0	0.0	0	0.0	Extraction Workers (475000)
0	0.0	0	0.0	0	0.0	0	0.0	0	0.0	Earth Drillers, Except Oil & Gas (475021)
0	0.0	0	0.0	0	0.0	0	0.0	0	0.0	Expl. Wrkrs, Ord. Handling Experts, & Blasters (475031)
0	0.0	0	0.0	0	0.0	0	0.0	0	0.0	Mining Machine Operators (475040)
0	0.0	20	66.7	0	0.0	0	0.0	0	0.0	Misc. Extraction Workers, Etc. (4750XX)
0	0.0	0	0.0	0	0.0	0	0.0	0	0.0	Derrick, Rotary Drill, Etc., Oil, Gas, & Mining (4750YY)
<b>113</b>	<b>0.8</b>	<b>1,031</b>	<b>6.9</b>	<b>36</b>	<b>0.2</b>	<b>176</b>	<b>1.2</b>	<b>16</b>	<b>0.1</b>	<b>INSTALLATION, MAINTENANCE, &amp; REPAIR OCCS. (490000)</b>
15	1.5	25	2.5	4	0.4	24	2.4	4	0.4	Super. of Installation, Maint., & Repair Wrkrs. (491000)
15	1.5	25	2.5	4	0.4	24	2.4	4	0.4	First-Line Super./Mgrs. of Mechanics, Etc (491011)
40	1.6	115	4.7	10	0.4	28	1.1	4	0.2	Elect. & Electronic Equip. Mechanics, Etc. (492000)
20	2.5	30	3.7	0	0.0	4	0.5	4	0.5	Computer, ATM, & Office Mach Repairers (492011)
10	1.1	25	2.8	10	1.1	24	2.7	0	0.0	Radio & Telecomm. Equip. Install & Repair (492020)
10	40.0	10	40.0	0	0.0	0	0.0	0	0.0	Avionics Technicians (492091)
0	0.0	0	0.0	0	0.0	0	0.0	0	0.0	Electric Motor, Pwr Tool, & Related Repairers (492092)
0	0.0	0	0.0	0	0.0	0	0.0	0	0.0	Electr. Equip. Install & Repair, Motor Veh. (492096)
0	0.0	0	0.0	0	0.0	0	0.0	0	0.0	Electr. Home Entert. Equip. Install & Repair (492097)
0	0.0	20	6.7	0	0.0	0	0.0	0	0.0	Security & Fire Alarm Systems Installers (492098)
0	0.0	30	26.1	0	0.0	0	0.0	0	0.0	Elect/Electr Repr, Ind., Utility, & Transp. Equip. (49209X)
20	0.4	464	8.7	8	0.1	53	1.0	4	0.1	Veh. & Mobile Equip. Mechs, Installers (493000)
0	0.0	24	4.5	0	0.0	0	0.0	4	0.8	Aircraft Mechanics & Service Techs (493011)
0	0.0	65	10.7	0	0.0	0	0.0	0	0.0	Automotive Body & Related Repairers (493021)
0	0.0	15	42.9	0	0.0	0	0.0	0	0.0	Automotive Glass Installers & Repairers (493022)
20	0.7	250	8.7	8	0.3	53	1.8	0	0.0	Automotive Service Techs & Mechanics (493023)
0	0.0	95	15.6	0	0.0	0	0.0	0	0.0	Bus & Truck Mechs & Diesel Eng. Specialists (493031)
0	0.0	0	0.0	0	0.0	0	0.0	0	0.0	Heavy Veh. & Mob. Equip. Serv. Techs & Mechs (493040)
0	0.0	0	0.0	0	0.0	0	0.0	0	0.0	Small Engine Mechanics (493050)
0	0.0	15	16.7	0	0.0	0	0.0	0	0.0	Misc. Veh. & Mob. Equip. Mechs, Etc. (493090)
38	0.6	427	7.1	14	0.2	71	1.2	4	0.1	Other Installation, Maint. & Repair Occs (499000)
0	0.0	0	0.0	0	0.0	0	0.0	0	0.0	Control & Valve Installers & Repairers (499010)
0	0.0	19	1.9	0	0.0	10	1.0	0	0.0	Heating, AC, & Refrig. Mechs & Installers (499021)
0	0.0	0	0.0	0	0.0	0	0.0	0	0.0	Home Appliance Repairers (499031)
0	0.0	110	8.4	0	0.0	29	2.2	0	0.0	Maintenance & Repair Workers, General (499042)
0	0.0	15	30.0	0	0.0	4	8.0	0	0.0	Maintenance Workers, Machinery (499043)
15	5.9	0	0.0	0	0.0	0	0.0	0	0.0	Millwrights (499044)
4	0.4	140	12.4	0	0.0	14	1.2	0	0.0	Ind. & Refractory Machinery Mechanics (49904X)
0	0.0	19	7.3	0	0.0	4	1.5	0	0.0	Electrical Power-Line Installers & Repairers (499051)
15	2.4	20	3.2	10	1.6	0	0.0	0	0.0	Telecomm. Line Installers & Repairers (499052)
0	0.0	10	8.0	0	0.0	0	0.0	0	0.0	Precision Instrument & Equip. Repairers (499060)
0	0.0	4	3.5	0	0.0	0	0.0	0	0.0	Coin, Vending, & Amuse. Mach Servicers (499091)
0	0.0	0	0.0	0	0.0	0	0.0	4	3.8	Locksmiths & Safe Repairers (499094)
0	0.0	0	0.0	0	0.0	0	0.0	0	0.0	Manufactured Blding & Mobile Home Install (499095)
0	0.0	0	0.0	0	0.0	0	0.0	0	0.0	Riggers (499096)
0	0.0	0	0.0	0	0.0	0	0.0	0	0.0	Helpers--Installation, Maint., & Rep. Wrkrs (499098)
4	0.5	90	11.3	4	0.5	10	1.3	0	0.0	Other Install., Maint., & Rpr. Wrkrs, Etc. (49909X)
<b>1,680</b>	<b>4.4</b>	<b>4,067</b>	<b>10.7</b>	<b>3,726</b>	<b>9.8</b>	<b>1,061</b>	<b>2.8</b>	<b>978</b>	<b>2.6</b>	<b>PRODUCTION OCCUPATIONS (510000)</b>
155	3.5	280	6.3	150	3.4	65	1.5	59	1.3	Supervisors, Production Workers (511000)
155	3.5	280	6.3	150	3.4	65	1.5	59	1.3	First-Line Supr./Mgrs. of Prod. & Oper. Wrkrs (511011)
345	6.6	390	7.5	980	18.8	114	2.2	314	6.0	Assemblers & Fabricators (512000)



**CONNECTICUT OCCUPATIONAL STATISTICS**  
**for Equal Employment Opportunity and Affirmative Action Planning**  
**2000 Census of Population and Housing - Special EEO Tabulation**

**New Haven County**

Occupation	Total All Races *	Total Civilian Labor Force				White Non-Hispanic				Black Non-Hispanic	
		Male	%	Female	%	Male	%	Female	%	Male	%
Aircraft Struct., Surf., Rtg. Assemblers (512011)	135	74	54.8	64	47.4	70	51.9	50	37.0	4	3.0
Elect., Electr., & Electromech. Assemblers (512020)	1,115	350	31.4	760	68.2	190	17.0	410	36.8	45	4.0
Engine & Other Machine Assemblers (512031)	105	95	90.5	10	9.5	45	42.9	10	9.5	20	19.0
Structural Metal Fabricators & Fitters (512041)	105	104	99.0	0	0.0	80	76.2	0	0.0	4	3.8
Miscellaneous Assemblers & Fabricators (512090)	3,740	1,499	40.1	2,240	59.9	930	24.9	965	25.8	230	6.1
Food Processing Workers (513000)	1,405	930	66.2	456	32.5	685	48.8	340	24.2	38	2.7
Bakers (513011)	635	373	58.7	260	40.9	285	44.9	215	33.9	4	0.6
Butchers/Other Meat, Poultry, Fish Proc Wrkrs (513020)	530	485	91.5	39	7.4	370	69.8	20	3.8	15	2.8
Food & Tob. Roasting, Etc. Mach Op/Tenders (513091)	30	29	96.7	0	0.0	10	33.3	0	0.0	4	13.3
Food Batchmakers (513092)	195	43	22.1	142	72.8	20	10.3	90	46.2	15	7.7
Food Cooking Machine Operators & Tenders (513093)	15	0	0.0	15	100.0	0	0.0	15	100.0	0	0.0
Metal Workers & Plastic Workers (514000)	11,435	9,076	79.4	2,341	20.5	6,285	55.0	1,008	8.8	869	7.6
Computer Control Programmers & Operators (514010)	215	198	92.1	8	3.7	115	53.5	4	1.9	40	18.6
Extr. & Drawing Mach Set, Etc, Metal & Plastic (514021)	55	49	89.1	4	7.3	35	63.6	4	7.3	0	0.0
Forging Mach Setters, Etc., Metal & Plastic (514022)	85	80	94.1	10	11.8	55	64.7	0	0.0	15	17.6
Rolling Mach Setters, Etc., Metal & Plastic (514023)	80	60	75.0	20	25.0	60	75.0	0	0.0	0	0.0
Cut, Punch, & Press Mach Set, Etc., M/P (514031)	365	260	71.2	109	29.9	145	39.7	60	16.4	50	13.7
Drill & Boring Mach Tool Setters, Etc., M/P (514032)	45	34	75.6	10	22.2	30	66.7	0	0.0	4	8.9
Grinding, Etc. Mach Tool Setters, Etc., M/P (514033)	305	194	63.6	109	35.7	120	39.3	85	27.9	15	4.9
Lathe & Turning Mach Tool Setters, Etc., M/P (514034)	35	39	111.4	0	0.0	25	71.4	0	0.0	0	0.0
Machinists (514041)	2,260	1,980	87.6	279	12.3	1,660	73.5	165	7.3	160	7.1
Metal Furnace & Kiln Operators & Tenders (514050)	85	84	98.8	0	0.0	55	64.7	0	0.0	15	17.6
Model Makers & Patternmakers, M/P (514060)	30	30	100.0	0	0.0	30	100.0	0	0.0	0	0.0
Molders & Molding Mach Setters, Etc., M/P (514070)	390	265	67.9	124	31.8	175	44.9	80	20.5	45	11.5
Tool & Die Makers (514111)	1,420	1,380	97.2	40	2.8	1,220	85.9	30	2.1	30	2.1
Welding, Soldering, & Brazing Workers (514120)	1,065	889	83.5	164	15.4	565	53.1	60	5.6	125	11.7
Heat Treating Equip. Setters, Etc., M/P (514191)	95	95	100.0	0	0.0	55	57.9	0	0.0	25	26.3
Lay-Out Workers, Metal & Plastic (514192)	0	0	0.0	0	0.0	0	0.0	0	0.0	0	0.0
Plating & Coating Mach Setters, Etc., M/P (514193)	260	220	84.6	39	15.0	110	42.3	35	13.5	55	21.2
Tool Grinders, Filers, & Sharpeners (514194)	55	55	100.0	0	0.0	55	100.0	0	0.0	0	0.0
Other Metal & Plastic Workers, Incl. Milling, Etc. (514XXX)	4,590	3,164	68.9	1,425	31.0	1,775	38.7	485	10.6	290	6.3
Printing Workers (515000)	1,345	1,072	79.7	265	19.7	840	62.5	210	15.6	34	2.5
Bookbinders & Bindery Workers (515010)	150	85	56.7	65	43.3	65	43.3	50	33.3	0	0.0
Job Printers (515021)	285	235	82.5	50	17.5	165	57.9	50	17.5	10	3.5
Prepress Technicians & Workers (515022)	330	224	67.9	105	31.8	200	60.6	95	28.8	20	6.1
Printing Machine Operators (515023)	580	528	91.0	45	7.8	410	70.7	15	2.6	4	0.7
Textile, Apparel, & Furnishings Workers (516000)	1,928	679	35.2	1,229	63.7	345	17.9	628	32.6	59	3.1
Laundry & Dry-Cleaning Workers (516011)	785	290	36.9	490	62.4	165	21.0	235	29.9	20	2.5
Pressers, Textile, Garment, & Rel. Materials (516021)	135	60	44.4	75	55.6	15	11.1	15	11.1	10	7.4
Sewing Machine Operators (516031)	610	110	18.0	505	82.8	35	5.7	235	38.5	15	2.5
Shoe & Leather Workers & Repairers (516041)	30	29	96.7	0	0.0	25	83.3	0	0.0	0	0.0
Shoe Machine Operators & Tenders (516042)	4	0	0.0	4	100.0	0	0.0	4	100.0	0	0.0
Tailors, Dressmakers, & Sewers (516050)	160	34	21.3	122	76.3	20	12.5	110	68.8	10	6.3
Textile Bleaching & Dyeing Mach Op/Tenders (516061)	0	0	0.0	0	0.0	0	0.0	0	0.0	0	0.0
Textile Cutting Mach Setters, Opers/Tenders (516062)	10	10	100.0	0	0.0	10	100.0	0	0.0	0	0.0
Textile Knitting & Weaving Mach Setters, Etc. (516063)	4	0	0.0	4	100.0	0	0.0	4	100.0	0	0.0
Textile Winding, Etc. Mach Setters, Op/Tenders (516064)	0	0	0.0	0	0.0	0	0.0	0	0.0	0	0.0
Upholsterers (516093)	75	72	96.0	0	0.0	25	33.3	0	0.0	4	5.3
Misc. Textile, App, & Furn. Wrkrs, Exc. Upholst (51609X)	115	74	64.3	29	25.2	50	43.5	25	21.7	0	0.0
Woodworkers (517000)	425	404	95.1	24	5.6	340	80.0	14	3.3	25	5.9
Cabinetmakers & Bench Carpenters (517011)	225	215	95.6	10	4.4	180	80.0	10	4.4	15	6.7
Furniture Finishers (517021)	60	60	100.0	0	0.0	60	100.0	0	0.0	0	0.0

**CONNECTICUT OCCUPATIONAL STATISTICS**  
**for Equal Employment Opportunity and Affirmative Action Planning**  
**2000 Census of Population and Housing - Special EEO Tabulation**

**New Haven County**

Black Non-Hispanic		Hispanic in Any Race				All Other Non-Hispanic				Occupation
Female	%	Male	%	Female	%	Male	%	Female	%	
10	7.4	0	0.0	0	0.0	0	0.0	4	3.0	Aircraft Struct., Surf., Rig. Assemblers (512011)
50	4.5	100	9.0	185	16.6	15	1.3	115	10.3	Elect., Electr., & Electromech. Assemblers (512020)
0	0.0	20	19.0	0	0.0	10	9.5	0	0.0	Engine & Other Machine Assemblers (512031)
0	0.0	20	19.0	0	0.0	0	0.0	0	0.0	Structural Metal Fabricators & Fitters (512041)
285	7.6	250	6.7	795	21.3	89	2.4	195	5.2	Miscellaneous Assemblers & Fabricators (512090)
50	3.6	189	13.5	58	4.1	18	1.3	8	0.6	Food Processing Workers (513000)
20	3.1	80	12.6	25	3.9	4	0.6	0	0.0	Bakers (513011)
15	2.8	90	17.0	4	0.8	10	1.9	0	0.0	Butchers/Other Meat, Poultry, Fish Proc Wrkrs (513020)
0	0.0	15	50.0	0	0.0	0	0.0	0	0.0	Food & Tob. Roasting, Etc. Mach Op/Tenders (513091)
15	7.7	4	2.1	29	14.9	4	2.1	8	4.1	Food Batchmakers (513092)
0	0.0	0	0.0	0	0.0	0	0.0	0	0.0	Food Cooking Machine Operators & Tenders (513093)
383	3.3	1,456	12.7	782	6.8	466	4.1	168	1.5	Metal Workers & Plastic Workers (514000)
0	0.0	39	18.1	4	1.9	4	1.9	0	0.0	Computer Control Programmers & Operators (514010)
0	0.0	4	7.3	0	0.0	10	18.2	0	0.0	Extr. & Drawing Mach Set, Etc, Metal & Plastic (514021)
0	0.0	10	11.8	10	11.8	0	0.0	0	0.0	Forging Mach Setters, Etc., Metal & Plastic (514022)
0	0.0	0	0.0	20	25.0	0	0.0	0	0.0	Rolling Mach Setters, Etc., Metal & Plastic (514023)
4	1.1	40	11.0	45	12.3	25	6.8	0	0.0	Cut, Punch, & Press Mach Set, Etc., M/P (514031)
0	0.0	0	0.0	0	0.0	0	0.0	10	22.2	Drill & Boring Mach Tool Setters, Etc., M/P (514032)
4	1.3	55	18.0	20	6.6	4	1.3	0	0.0	Grinding, Etc. Mach Tool Setters, Etc., M/P (514033)
0	0.0	4	11.4	0	0.0	10	28.6	0	0.0	Lathe & Turning Mach Tool Setters, Etc., M/P (514034)
65	2.9	90	4.0	45	2.0	70	3.1	4	0.2	Machinists (514041)
0	0.0	14	16.5	0	0.0	0	0.0	0	0.0	Metal Furnace & Kiln Operators & Tenders (514050)
0	0.0	0	0.0	0	0.0	0	0.0	0	0.0	Model Makers & Patternmakers, M/P (514060)
25	6.4	35	9.0	19	4.9	10	2.6	0	0.0	Molders & Molding Mach Setters, Etc., M/P (514070)
0	0.0	95	6.7	10	0.7	35	2.5	0	0.0	Tool & Die Makers (514111)
40	3.8	155	14.6	60	5.6	44	4.1	4	0.4	Welding, Soldering, & Brazing Workers (514120)
0	0.0	15	15.8	0	0.0	0	0.0	0	0.0	Heat Treating Equip. Setters, Etc., M/P (514191)
0	0.0	0	0.0	0	0.0	0	0.0	0	0.0	Lay-Out Workers, Metal & Plastic (514192)
0	0.0	45	17.3	4	1.5	10	3.8	0	0.0	Plating & Coating Mach Setters, Etc., M/P (514193)
0	0.0	0	0.0	0	0.0	0	0.0	0	0.0	Tool Grinders, Filers, & Sharpeners (514194)
245	5.3	855	18.6	545	11.9	244	5.3	150	3.3	Other Metal & Plastic Workers, Incl. Milling, Etc. (514XXX)
0	0.0	159	11.8	45	3.3	39	2.9	10	0.7	Printing Workers (515000)
0	0.0	20	13.3	15	10.0	0	0.0	0	0.0	Bookbinders & Bindery Workers (515010)
0	0.0	60	21.1	0	0.0	0	0.0	0	0.0	Job Printers (515021)
0	0.0	4	1.2	10	3.0	0	0.0	0	0.0	Prepress Technicians & Workers (515022)
0	0.0	75	12.9	20	3.4	39	6.7	10	1.7	Printing Machine Operators (515023)
143	7.4	238	12.3	364	18.9	37	1.9	94	4.9	Textile, Apparel, & Furnishings Workers (516000)
90	11.5	90	11.5	145	18.5	15	1.9	20	2.5	Laundry & Dry-Cleaning Workers (516011)
20	14.8	35	25.9	40	29.6	0	0.0	0	0.0	Pressers, Textile, Garment, & Rel. Materials (516021)
25	4.1	50	8.2	175	28.7	10	1.6	70	11.5	Sewing Machine Operators (516031)
0	0.0	4	13.3	0	0.0	0	0.0	0	0.0	Shoe & Leather Workers & Repairers (516041)
0	0.0	0	0.0	0	0.0	0	0.0	0	0.0	Shoe Machine Operators & Tenders (516042)
4	2.5	0	0.0	4	2.5	4	2.5	4	2.5	Tailors, Dressmakers, & Sewers (516050)
0	0.0	0	0.0	0	0.0	0	0.0	0	0.0	Textile Bleaching & Dyeing Mach Op/Tenders (516061)
0	0.0	0	0.0	0	0.0	0	0.0	0	0.0	Textile Cutting Mach Setters, Opers/Tenders (516062)
0	0.0	0	0.0	0	0.0	0	0.0	0	0.0	Textile Knitting & Weaving Mach Setters, Etc. (516063)
0	0.0	0	0.0	0	0.0	0	0.0	0	0.0	Textile Winding, Etc. Mach Setters, Op/Tenders (516064)
0	0.0	35	46.7	0	0.0	8	10.7	0	0.0	Upholsterers (516093)
4	3.5	24	20.9	0	0.0	0	0.0	0	0.0	Misc. Textile, App, & Furn. Wrkrs, Exc. Upholst (51609X)
0	0.0	39	9.2	10	2.4	0	0.0	0	0.0	Woodworkers (517000)
0	0.0	20	8.9	0	0.0	0	0.0	0	0.0	Cabinetmakers & Bench Carpenters (517011)
0	0.0	0	0.0	0	0.0	0	0.0	0	0.0	Furniture Finishers (517021)

**CONNECTICUT OCCUPATIONAL STATISTICS**  
**for Equal Employment Opportunity and Affirmative Action Planning**  
**2000 Census of Population and Housing - Special EEO Tabulation**

**New Haven County**

Occupation	Total All Races *	Total Civilian Labor Force				White Non-Hispanic				Black Non-Hispanic	
		Male	%	Female	%	Male	%	Female	%	Male	%
Sawing Mach Setters, Opers, & Tenders, Wood (517041)	30	20	66.7	10	33.3	20	66.7	0	0.0	0	0.0
Woodwork Mach Setters, Op/Tenders, Exc. Sawing (517042)	25	30	120.0	0	0.0	15	60.0	0	0.0	0	0.0
Misc. Woodworkers (5170XX)	85	79	92.9	4	4.7	65	76.5	4	4.7	10	11.8
Plant & System Operators (518000)	605	588	97.2	10	1.7	480	79.3	10	1.7	64	10.6
Power Plant Operators, Distr, & Dispatchers (518010)	70	65	92.9	0	0.0	55	78.6	0	0.0	0	0.0
Stationary Engineers & Boiler Operators (518021)	305	294	96.4	10	3.3	215	70.5	10	3.3	45	14.8
Water & Liq Waste Treat Plant & Sys. Opers (518031)	170	170	100.0	0	0.0	155	91.2	0	0.0	15	8.8
Miscellaneous Plant & System Operators (518090)	60	59	98.3	0	0.0	55	91.7	0	0.0	4	6.7
Other Production Occupations (519000)	11,400	6,469	56.7	4,915	43.1	4,140	36.3	2,649	23.2	735	6.4
Chem. Proc. Mach Setters, Ops, & Tenders (519010)	250	224	89.6	23	9.2	150	60.0	15	6.0	30	12.0
Crushing, Grinding, Etc. Workers (519020)	200	154	77.0	40	20.0	100	50.0	15	7.5	25	12.5
Cutting Workers (519030)	270	225	83.3	40	14.8	150	55.6	40	14.8	20	7.4
Extruding, Form, Press Mach Setters, Opers (519041)	60	55	91.7	10	16.7	35	58.3	10	16.7	0	0.0
Furnace, Kiln, Oven, Drier, & Kettle Op/Tenders (519051)	30	19	63.3	10	33.3	15	50.0	10	33.3	0	0.0
Inspectors, Testers, Sorters, Samplers, Weighers (519061)	3,535	1,789	50.6	1,740	49.2	1,430	40.5	1,025	29.0	155	4.4
Jewelers & Precious Stone & Metal Workers (519071)	115	90	78.3	25	21.7	70	60.9	25	21.7	0	0.0
Medical, Dental, & Ophthalmic Laboratory Techns (519080)	265	105	39.6	158	59.6	85	32.1	120	45.3	10	3.8
Packaging & Filling Mach Operators & Tenders (519111)	760	263	34.6	494	65.0	80	10.5	185	24.3	40	5.3
Painting Workers (519120)	445	370	83.1	74	16.6	275	61.8	50	11.2	15	3.4
Photog Process Wrkrs & Processing Mach Ops (519130)	350	130	37.1	219	62.6	100	28.6	170	48.6	30	8.6
Cementing & Gluing Machine Ops & Tenders (519191)	55	35	63.6	25	45.5	15	27.3	10	18.2	0	0.0
Cleaning, Washing, & Metal Pickling Eq Op/Tenders (519192)	35	40	114.3	0	0.0	15	42.9	0	0.0	0	0.0
Etchers & Engravers (519194)	30	35	116.7	0	0.0	25	83.3	0	0.0	0	0.0
Molders, Shapers, & Casters, Exc Metal & Plastic (519195)	115	90	78.3	20	17.4	90	78.3	10	8.7	0	0.0
Paper Goods Machine Setters, Op/Tenders (519196)	115	85	73.9	23	20.0	35	30.4	4	3.5	20	17.4
Tire Builders (519197)	15	15	100.0	0	0.0	15	100.0	0	0.0	0	0.0
Helpers - Production Workers (519198)	165	100	60.6	64	38.8	60	36.4	50	30.3	25	15.2
Other Production Workers (5191XX)	4,590	2,645	57.6	1,950	42.5	1,395	30.4	910	19.8	365	8.0
<b>TRANSP. &amp; MATERIAL MOVING OCCUPATIONS (530000)</b>	<b>19,765</b>	<b>16,495</b>	<b>83.5</b>	<b>3,229</b>	<b>16.3</b>	<b>11,663</b>	<b>59.0</b>	<b>2,007</b>	<b>10.2</b>	<b>2,266</b>	<b>11.5</b>
Super., Transportation & Material Moving Wrkrs (531000)	645	534	82.8	109	16.9	455	70.5	85	13.2	35	5.4
Air Transportation Workers (532000)	295	273	92.5	8	2.7	265	89.8	8	2.7	4	1.4
Aircraft Pilots & Flight Engineers (532010)	220	209	95.0	4	1.8	205	93.2	4	1.8	0	0.0
Air Traffic Control & Airfield Ops Specialists (532020)	75	64	85.3	4	5.3	60	80.0	4	5.3	4	5.3
Motor Vehicle Operators (533000)	10,040	8,892	88.6	1,149	11.4	6,640	66.1	825	8.2	1,079	10.7
Bus Drivers (533020)	1,415	649	45.9	769	54.3	395	27.9	555	39.2	185	13.1
Driver/Sales Workers & Truck Drivers (533030)	7,835	7,575	96.7	265	3.4	5,860	74.8	185	2.4	750	9.6
Taxi Drivers & Chauffeurs (533041)	700	594	84.9	105	15.0	325	46.4	75	10.7	140	20.0
Misc. Motor Vehicle Opers, Incl. Amb. Drivers (5330XX)	90	74	82.2	10	11.1	60	66.7	10	11.1	4	4.4
Rail Transportation Workers (534000)	435	371	85.3	55	12.6	284	65.3	55	12.6	54	12.4
Locomotive Engineers & Operators (534010)	90	90	100.0	0	0.0	75	83.3	0	0.0	15	16.7
Railroad Brake, Signal, & Switch Operators (534021)	0	0	0.0	0	0.0	0	0.0	0	0.0	0	0.0
Railroad Conductors & Yardmasters (534031)	330	269	81.5	55	16.7	205	62.1	55	16.7	35	10.6
Subway, Streetcar, & Other Rail Transp. Workers (5340XX)	15	12	80.0	0	0.0	4	26.7	0	0.0	4	26.7
Water Transportation Workers (535000)	85	85	100.0	0	0.0	85	100.0	0	0.0	0	0.0
Sailors & Marine Oilers (535011)	55	55	100.0	0	0.0	55	100.0	0	0.0	0	0.0
Ship & Boat Captains & Operators (535020)	30	30	100.0	0	0.0	30	100.0	0	0.0	0	0.0
Ship Engineers (535031)	0	0	0.0	0	0.0	0	0.0	0	0.0	0	0.0
Other Transportation Workers (536000)	595	517	86.9	77	12.9	449	75.5	45	7.6	25	4.2
Parking Lot Attendants (536021)	130	114	87.7	14	10.8	90	69.2	10	7.7	10	7.7
Service Station Attendants (536031)	365	314	86.0	49	13.4	285	78.1	25	6.8	15	4.1
Transportation Inspectors (536051)	85	85	100.0	4	4.7	70	82.4	0	0.0	0	0.0
Misc. Transportation Workers (5360XX)	15	4	26.7	10	66.7	4	26.7	10	66.7	0	0.0

**CONNECTICUT OCCUPATIONAL STATISTICS**  
**for Equal Employment Opportunity and Affirmative Action Planning**  
**2000 Census of Population and Housing - Special EEO Tabulation**

**New Haven County**

Black Non-Hispanic		Hispanic in Any Race				All Other Non-Hispanic				Occupation
Female	%	Male	%	Female	%	Male	%	Female	%	
0	0.0	0	0.0	10	33.3	0	0.0	0	0.0	Sawing Mach Setters, Opers, & Tenders, Wood (517041)
0	0.0	15	60.0	0	0.0	0	0.0	0	0.0	Woodwork Mach Setters, Op/Tenders, Exc. Sawing (517042)
0	0.0	4	4.7	0	0.0	0	0.0	0	0.0	Misc. Woodworkers (5170XX)
0	0.0	24	4.0	0	0.0	20	3.3	0	0.0	Plant & System Operators (518000)
0	0.0	10	14.3	0	0.0	0	0.0	0	0.0	Power Plant Operators, Distr, & Dispatchers (518010)
0	0.0	14	4.6	0	0.0	20	6.6	0	0.0	Stationary Engineers & Boiler Operators (518021)
0	0.0	0	0.0	0	0.0	0	0.0	0	0.0	Water & Liq Waste Treat Plant & Sys. Opers (518031)
0	0.0	0	0.0	0	0.0	0	0.0	0	0.0	Miscellaneous Plant & System Operators (518090)
604	5.3	1,292	11.3	1,337	11.7	302	2.6	325	2.9	Other Production Occupations (519000)
0	0.0	44	17.6	4	1.6	0	0.0	4	1.6	Chem. Proc. Mach Setters, Ops, & Tenders (519010)
0	0.0	19	9.5	10	5.0	10	5.0	15	7.5	Crushing, Grinding, Etc. Workers (519020)
0	0.0	20	7.4	0	0.0	35	13.0	0	0.0	Cutting Workers (519030)
0	0.0	20	33.3	0	0.0	0	0.0	0	0.0	Extruding, Form, Press Mach Setters, Opers (519041)
0	0.0	4	13.3	0	0.0	0	0.0	0	0.0	Furnace, Kiln, Oven, Drier, & Kettle Op/Tenders (519051)
185	5.2	155	4.4	385	10.9	49	1.4	145	4.1	Inspectors, Testers, Sorters, Samplers, Weighers (519061)
0	0.0	20	17.4	0	0.0	0	0.0	0	0.0	Jewelers & Precious Stone & Metal Workers (519071)
0	0.0	10	3.8	30	11.3	0	0.0	8	3.0	Medical, Dental, & Ophthalmic Laboratory Techns (519080)
45	5.9	125	16.4	260	34.2	18	2.4	4	0.5	Packaging & Filling Mach Operators & Tenders (519111)
10	2.2	80	18.0	10	2.2	0	0.0	4	0.9	Painting Workers (519120)
35	10.0	0	0.0	4	1.1	0	0.0	10	2.9	Photog Process Wrkrs & Processing Mach Ops (519130)
0	0.0	20	36.4	15	27.3	0	0.0	0	0.0	Cementing & Gluing Machine Ops & Tenders (519191)
0	0.0	15	42.9	0	0.0	10	28.6	0	0.0	Cleaning, Washing, & Metal Pickling Eq Op/Tenders (519192)
0	0.0	10	33.3	0	0.0	0	0.0	0	0.0	Etchers & Engravers (519194)
0	0.0	0	0.0	10	8.7	0	0.0	0	0.0	Molders, Shapers, & Casters, Exc Metal & Plastic (519195)
0	0.0	30	26.1	19	16.5	0	0.0	0	0.0	Paper Goods Machine Setters, Op/Tenders (519196)
0	0.0	0	0.0	0	0.0	0	0.0	0	0.0	Tire Builders (519197)
4	2.4	15	9.1	10	6.1	0	0.0	0	0.0	Helpers - Production Workers (519198)
325	7.1	705	15.4	580	12.6	180	3.9	135	2.9	Other Production Workers (5191XX)
<b>407</b>	<b>2.1</b>	<b>2,198</b>	<b>11.1</b>	<b>613</b>	<b>3.1</b>	<b>368</b>	<b>1.9</b>	<b>202</b>	<b>1.0</b>	<b>TRANSP. &amp; MATERIAL MOVING OCCUPATIONS (530000)</b>
4	0.6	25	3.9	10	1.6	19	2.9	10	1.6	Super., Transportation & Material Moving Wrkrs (531000)
0	0.0	0	0.0	0	0.0	4	1.4	0	0.0	Air Transportation Workers (532000)
0	0.0	0	0.0	0	0.0	4	1.8	0	0.0	Aircraft Pilots & Flight Engineers (532010)
0	0.0	0	0.0	0	0.0	0	0.0	0	0.0	Air Traffic Control & Airfield Ops Specialists (532020)
125	1.2	1,000	10.0	165	1.6	173	1.7	34	0.3	Motor Vehicle Operators (533000)
70	4.9	55	3.9	120	8.5	14	1.0	24	1.7	Bus Drivers (533020)
40	0.5	845	10.8	30	0.4	120	1.5	10	0.1	Driver/Sales Workers & Truck Drivers (533030)
15	2.1	90	12.9	15	2.1	39	5.6	0	0.0	Taxi Drivers & Chauffeurs (533041)
0	0.0	10	11.1	0	0.0	0	0.0	0	0.0	Misc. Motor Vehicle Opers, Incl. Amb. Drivers (5330XX)
0	0.0	4	0.9	0	0.0	29	6.7	0	0.0	Rail Transportation Workers (534000)
0	0.0	0	0.0	0	0.0	0	0.0	0	0.0	Locomotive Engineers & Operators (534010)
0	0.0	0	0.0	0	0.0	0	0.0	0	0.0	Railroad Brake, Signal, & Switch Operators (534021)
0	0.0	4	1.2	0	0.0	25	7.6	0	0.0	Railroad Conductors & Yardmasters (534031)
0	0.0	0	0.0	0	0.0	4	26.7	0	0.0	Subway, Streetcar, & Other Rail Transp. Workers (5340XX)
0	0.0	0	0.0	0	0.0	0	0.0	0	0.0	Water Transportation Workers (535000)
0	0.0	0	0.0	0	0.0	0	0.0	0	0.0	Sailors & Marine Oilers (535011)
0	0.0	0	0.0	0	0.0	0	0.0	0	0.0	Ship & Boat Captains & Operators (535020)
0	0.0	0	0.0	0	0.0	0	0.0	0	0.0	Ship Engineers (535031)
8	1.3	29	4.9	10	1.7	14	2.4	14	2.4	Other Transportation Workers (536000)
4	3.1	10	7.7	0	0.0	4	3.1	0	0.0	Parking Lot Attendants (536021)
0	0.0	4	1.1	10	2.7	10	2.7	14	3.8	Service Station Attendants (536031)
4	4.7	15	17.6	0	0.0	0	0.0	0	0.0	Transportation Inspectors (536051)
0	0.0	0	0.0	0	0.0	0	0.0	0	0.0	Misc. Transportation Workers (5360XX)

**CONNECTICUT OCCUPATIONAL STATISTICS**  
**for Equal Employment Opportunity and Affirmative Action Planning**  
**2000 Census of Population and Housing - Special EEO Tabulation**

**New Haven County**

Occupation	Total All Races *	Total Civilian Labor Force				White Non-Hispanic				Black Non-Hispanic	
		Male	%	Female	%	Male	%	Female	%	Male	%
Material Moving Workers (537000)	7,670	5,823	75.9	1,831	23.9	3,485	45.4	989	12.9	1,069	13.9
Crane & Tower Operators (537021)	230	208	90.4	20	8.7	200	87.0	0	0.0	4	1.7
Dredge, Excavating, & Loading Mach Op (537030)	90	90	100.0	0	0.0	90	100.0	0	0.0	0	0.0
Hoist & Winch Operators (537041)	10	10	100.0	0	0.0	10	100.0	0	0.0	0	0.0
Industrial Truck & Tractor Operators (537051)	800	737	92.1	59	7.4	405	50.6	0	0.0	175	21.9
Cleaners of Vehicles & Equipment (537061)	815	675	82.8	144	17.7	285	35.0	115	14.1	160	19.6
Laborers & Freight, Stock, & Mat. Movers, Hand (537062)	4,100	3,275	79.9	814	19.9	2,050	50.0	540	13.2	620	15.1
Machine Feeders & Offbearers (537063)	145	94	64.8	50	34.5	45	31.0	20	13.8	0	0.0
Packers & Packagers, Hand (537064)	1,130	404	35.8	725	64.2	200	17.7	295	26.1	60	5.3
Pumping Station Operators (537070)	15	15	100.0	0	0.0	15	100.0	0	0.0	0	0.0
Refuse & Recyclable Material Collectors (537081)	280	270	96.4	4	1.4	170	60.7	4	1.4	50	17.9
Misc. Material Moving Wrks (537XXX)	55	45	81.8	15	27.3	15	27.3	15	27.3	0	0.0
<b>Unemployed, No Civilian Work Experience Since 1995</b>	<b>2,955</b>	<b>1,648</b>	<b>55.8</b>	<b>1,300</b>	<b>44.0</b>	<b>715</b>	<b>24.2</b>	<b>620</b>	<b>21.0</b>	<b>500</b>	<b>16.9</b>

**CONNECTICUT OCCUPATIONAL STATISTICS**  
**for Equal Employment Opportunity and Affirmative Action Planning**  
**2000 Census of Population and Housing - Special EEO Tabulation**

**New Haven County**

Black Non-Hispanic		Hispanic in Any Race				All Other Non-Hispanic				Occupation
Female	%	Male	%	Female	%	Male	%	Female	%	
270	3.5	1,140	14.9	428	5.6	129	1.7	144	1.9	Material Moving Workers (537000)
0	0.0	0	0.0	0	0.0	4	1.7	20	8.7	Crane & Tower Operators (537021)
0	0.0	0	0.0	0	0.0	0	0.0	0	0.0	Dredge, Excavating, & Loading Mach Op (537030)
0	0.0	0	0.0	0	0.0	0	0.0	0	0.0	Hoist & Winch Operators (537041)
55	6.9	145	18.1	4	0.5	12	1.5	0	0.0	Industrial Truck & Tractor Operators (537051)
15	1.8	220	27.0	4	0.5	10	1.2	10	1.2	Cleaners of Vehicles & Equipment (537061)
100	2.4	510	12.4	95	2.3	95	2.3	79	1.9	Laborers & Freight, Stock, & Mat. Movers, Hand (537062)
15	10.3	45	31.0	0	0.0	4	2.8	15	10.3	Machine Feeders & Offbearers (537063)
85	7.5	140	12.4	325	28.8	4	0.4	20	1.8	Packers & Packagers, Hand (537064)
0	0.0	0	0.0	0	0.0	0	0.0	0	0.0	Pumping Station Operators (537070)
0	0.0	50	17.9	0	0.0	0	0.0	0	0.0	Refuse & Recyclable Material Collectors (537081)
0	0.0	30	54.5	0	0.0	0	0.0	0	0.0	Misc. Material Moving Wrkrs (537XXX)
<b>435</b>	<b>14.7</b>	<b>285</b>	<b>9.6</b>	<b>190</b>	<b>6.4</b>	<b>148</b>	<b>5.0</b>	<b>55</b>	<b>1.9</b>	<b>Unemployed, No Civilian Work Experience Since 1995</b>





2000

*Connecticut*

*Occupational*

*Statistics*

*BRIDGEPORT*

*MSA*

**CONNECTICUT OCCUPATIONAL STATISTICS**  
**for Equal Employment Opportunity and Affirmative Action Planning**  
**2000 Census of Population and Housing - Special EEO Tabulation**

**Bridgeport PMSA**

Occupation	Total All Races *	Total Civilian Labor Force				White Non-Hispanic				Black Non-Hispanic	
		Male	%	Female	%	Male	%	Female	%	Male	%
<b>Total Civilian Labor Force</b>	<b>231,345</b>	<b>120,192</b>	<b>52.0</b>	<b>110,573</b>	<b>47.8</b>	<b>91,835</b>	<b>39.7</b>	<b>81,491</b>	<b>35.2</b>	<b>10,373</b>	<b>4.5</b>
<b>MGMT., BUSINESS, &amp; FIN. OCCS. (110000)</b>	<b>34,598</b>	<b>20,131</b>	<b>58.2</b>	<b>14,364</b>	<b>41.5</b>	<b>17,893</b>	<b>51.7</b>	<b>12,075</b>	<b>34.9</b>	<b>703</b>	<b>2.0</b>
<b>Management Occupations (110001)</b>	<b>23,039</b>	<b>14,499</b>	<b>62.9</b>	<b>8,450</b>	<b>36.7</b>	<b>13,014</b>	<b>56.5</b>	<b>7,322</b>	<b>31.8</b>	<b>363</b>	<b>1.6</b>
Top Executives (111000)	4,730	3,655	77.3	1,064	22.5	3,320	70.2	990	20.9	75	1.6
Chief Executives (111011)	2,870	2,405	83.8	465	16.2	2,260	78.7	435	15.2	15	0.5
General & Operations Mgrs. (111021)	1,835	1,240	67.6	584	31.8	1,050	57.2	555	30.2	60	3.3
Legislators (111031)	25	10	40.0	15	60.0	10	40.0	0	0.0	0	0.0
Advert., Marketing, Promo., Pub. Rel. (112000)	3,405	1,890	55.5	1,508	44.3	1,785	52.4	1,355	39.8	23	0.7
Advertising & Promotions Mgrs. (112011)	260	84	32.3	179	68.8	80	30.8	175	67.3	0	0.0
Marketing & Sales Mgrs. (112020)	3,025	1,733	57.3	1,284	42.4	1,640	54.2	1,135	37.5	19	0.6
Public Relations Mgrs. (112031)	120	73	60.8	45	37.5	65	54.2	45	37.5	4	3.3
Operations Specialties Mgrs. (113000)	6,140	3,771	61.4	2,343	38.2	3,300	53.7	2,010	32.7	129	2.1
Administrative Services Mgrs. (113011)	230	150	65.2	85	37.0	140	60.9	60	26.1	0	0.0
Computer & Info. Systems Mgrs. (113021)	765	640	83.7	125	16.3	570	74.5	100	13.1	15	2.0
Financial Managers (113031)	2,665	1,527	57.3	1,118	42.0	1,365	51.2	945	35.5	34	1.3
Human Resources Mgrs. (113040)	1,005	380	37.8	624	62.1	310	30.8	560	55.7	35	3.5
Industrial Production Mgrs. (113051)	865	695	80.3	168	19.4	625	72.3	150	17.3	15	1.7
Purchasing Managers (113061)	365	169	46.3	189	51.8	135	37.0	165	45.2	20	5.5
Transp., Storage, & Dist. Mgrs. (113071)	245	210	85.7	34	13.9	155	63.3	30	12.2	10	4.1
Other Management Occupations (119000)	8,764	5,183	59.1	3,535	40.3	4,609	52.6	2,967	33.9	136	1.6
Farm, Ranch, & Other Agric. Mgrs. (119011)	40	35	87.5	4	10.0	20	50.0	4	10.0	15	37.5
Farmers & Ranchers (119012)	75	70	93.3	4	5.3	70	93.3	4	5.3	0	0.0
Construction Managers (119021)	865	829	95.8	34	3.9	770	89.0	30	3.5	4	0.5
Education Administrators (119030)	1,010	419	41.5	584	57.8	395	39.1	475	47.0	4	0.4
Engineering Managers (119041)	275	239	86.9	35	12.7	210	76.4	35	12.7	0	0.0
Food Service Managers (119051)	1,100	690	62.7	410	37.3	565	51.4	335	30.5	15	1.4
Funeral Directors (119061)	105	84	80.0	20	19.0	80	76.2	20	19.0	4	3.8
Gaming Managers (119071)	4	0	0.0	4	100.0	0	0.0	4	100.0	0	0.0
Lodging Managers (119081)	95	49	51.6	43	45.3	45	47.4	35	36.8	0	0.0
Medical & Health Services Mgrs. (119111)	830	203	24.5	615	74.1	185	22.3	560	67.5	10	1.2
Natural Sciences Managers (119121)	15	8	53.3	0	0.0	4	26.7	0	0.0	0	0.0
Postmasters & Mail Superintendents (119131)	35	24	68.6	10	28.6	20	57.1	0	0.0	0	0.0
Prop., Real Est., & Comm. Assoc. Mgrs. (119141)	545	319	58.5	218	40.0	315	57.8	175	32.1	4	0.7
Social & Community Service Managers (119151)	415	104	25.1	310	74.7	85	20.5	280	67.5	15	3.6
Managers, All Other (119199)	3,355	2,110	62.9	1,244	37.1	1,845	55.0	1,010	30.1	65	1.9
<b>Business &amp; Financial Oper. Occs. (130001)</b>	<b>11,559</b>	<b>5,632</b>	<b>48.7</b>	<b>5,914</b>	<b>51.2</b>	<b>4,879</b>	<b>42.2</b>	<b>4,753</b>	<b>41.1</b>	<b>340</b>	<b>2.9</b>
Business Operations Specialists (131000)	5,419	2,459	45.4	2,965	54.7	2,115	39.0	2,374	43.8	146	2.7
Agents & Bus. Mgrs. of Artists, Etc. (131011)	120	60	50.0	65	54.2	50	41.7	65	54.2	10	8.3
Purch. Agts & Buyers, Farm Prod. (131021)	4	0	0.0	4	100.0	0	0.0	4	100.0	0	0.0
Whsle & Ret. Buyers, Exc. Farm Prod. (131022)	320	159	49.7	164	51.3	130	40.6	90	28.1	4	1.3
Purch. Agts, Exc. Whsle, Ret., Etc. (131023)	605	319	52.7	285	47.1	290	47.9	265	43.8	25	4.1
Claims Adj., Appr., Examiners, & Invest. (131030)	685	195	28.5	495	72.3	160	23.4	375	54.7	35	5.1
Compliance Officers, Exc. Agri., Etc. (131041)	160	99	61.9	54	33.8	70	43.8	40	25.0	4	2.5
Cost Estimators (131051)	170	169	99.4	0	0.0	165	97.1	0	0.0	0	0.0
Human Res., Training, & Labor Rel. Spec. (131070)	1,745	548	31.4	1,199	68.7	425	24.4	970	55.6	50	2.9
Logisticians (131081)	75	48	64.0	24	32.0	40	53.3	20	26.7	4	5.3
Management Analysts (131111)	1,105	708	64.1	395	35.7	635	57.5	360	32.6	14	1.3
Meeting & Convention Planners (131121)	120	20	16.7	100	83.3	20	16.7	90	75.0	0	0.0
Other Business Operations Specialists (1311XX)	310	134	43.2	180	58.1	130	41.9	95	30.6	0	0.0
Financial Specialists (132000)	6,140	3,173	51.7	2,949	48.0	2,764	45.0	2,379	38.7	194	3.2
Accountants & Auditors (132011)	3,870	1,955	50.5	1,920	49.6	1,690	43.7	1,590	41.1	150	3.9
Appraisers & Assessors of Real Estate (132021)	280	149	53.2	125	44.6	145	51.8	115	41.1	0	0.0

**CONNECTICUT OCCUPATIONAL STATISTICS**  
**for Equal Employment Opportunity and Affirmative Action Planning**  
**2000 Census of Population and Housing - Special EEO Tabulation**

**Bridgeport PMSA**

Black Non-Hispanic		Hispanic in Any Race				All Other Non-Hispanic				Occupation
Female	%	Male	%	Female	%	Male	%	Female	%	
13,250	5.7	12,341	5.3	11,427	4.9	5,643	2.4	4,405	1.9	<b>Total Civilian Labor Force</b>
1,195	3.5	838	2.4	692	2.0	697	2.0	402	1.2	<b>MGMT., BUSINESS, &amp; FIN. OCCS. (110000)</b>
577	2.5	613	2.7	361	1.6	509	2.2	190	0.8	<b>Management Occupations (110001)</b>
59	1.2	150	3.2	15	0.3	110	2.3	0	0.0	Top Executives (111000)
15	0.5	50	1.7	15	0.5	80	2.8	0	0.0	Chief Executives (111011)
29	1.6	100	5.4	0	0.0	30	1.6	0	0.0	General & Operations Mgrs. (111021)
15	60.0	0	0.0	0	0.0	0	0.0	0	0.0	Legislators (111031)
90	2.6	48	1.4	25	0.7	34	1.0	38	1.1	Advert., Marketing., Promo., Pub. Rel. (112000)
0	0.0	4	1.5	0	0.0	0	0.0	4	1.5	Advertising & Promotions Mgrs. (112011)
90	3.0	40	1.3	25	0.8	34	1.1	34	1.1	Marketing & Sales Mgrs. (112020)
0	0.0	4	3.3	0	0.0	0	0.0	0	0.0	Public Relations Mgrs. (112031)
139	2.3	214	3.5	98	1.6	128	2.1	96	1.6	Operations Specialties Mgrs. (113000)
0	0.0	10	4.3	10	4.3	0	0.0	15	6.5	Administrative Services Mgrs. (113011)
15	2.0	10	1.3	0	0.0	45	5.9	10	1.3	Computer & Info. Systems Mgrs. (113021)
75	2.8	80	3.0	49	1.8	48	1.8	49	1.8	Financial Managers (113031)
25	2.5	35	3.5	25	2.5	0	0.0	14	1.4	Human Resources Mgrs. (113040)
0	0.0	30	3.5	14	1.6	25	2.9	4	0.5	Industrial Production Mgrs. (113051)
20	5.5	14	3.8	0	0.0	0	0.0	4	1.1	Purchasing Managers (113061)
4	1.6	35	14.3	0	0.0	10	4.1	0	0.0	Transp., Storage, & Dist. Mgrs. (113071)
289	3.3	201	2.3	223	2.5	237	2.7	56	0.6	Other Management Occupations (119000)
0	0.0	0	0.0	0	0.0	0	0.0	0	0.0	Farm, Ranch, & Other Agric. Mgrs. (119011)
0	0.0	0	0.0	0	0.0	0	0.0	0	0.0	Farmers & Ranchers (119012)
0	0.0	20	2.3	4	0.5	35	4.0	0	0.0	Construction Managers (119021)
70	6.9	20	2.0	39	3.9	0	0.0	0	0.0	Education Administrators (119030)
0	0.0	4	1.5	0	0.0	25	9.1	0	0.0	Engineering Managers (119041)
10	0.9	55	5.0	45	4.1	55	5.0	20	1.8	Food Service Managers (119051)
0	0.0	0	0.0	0	0.0	0	0.0	0	0.0	Funeral Directors (119061)
0	0.0	0	0.0	0	0.0	0	0.0	0	0.0	Gaming Managers (119071)
4	4.2	0	0.0	0	0.0	4	4.2	4	4.2	Lodging Managers (119081)
40	4.8	4	0.5	15	1.8	4	0.5	0	0.0	Medical & Health Services Mgrs. (119111)
0	0.0	0	0.0	0	0.0	4	26.7	0	0.0	Natural Sciences Managers (119121)
0	0.0	4	11.4	10	28.6	0	0.0	0	0.0	Postmasters & Mail Superintendents (119131)
25	4.6	0	0.0	10	1.8	0	0.0	8	1.5	Prop., Real Est., & Comm. Assoc. Mgrs. (119141)
30	7.2	4	1.0	0	0.0	0	0.0	0	0.0	Social & Community Service Managers (119151)
110	3.3	90	2.7	100	3.0	110	3.3	24	0.7	Managers, All Other (119199)
618	5.3	225	1.9	331	2.9	188	1.6	212	1.8	<b>Business &amp; Financial Oper. Occs. (130001)</b>
329	6.1	121	2.2	158	2.9	77	1.4	104	1.9	Business Operations Specialists (131000)
0	0.0	0	0.0	0	0.0	0	0.0	0	0.0	Agents & Bus. Mgrs. of Artists, Etc. (131011)
0	0.0	0	0.0	0	0.0	0	0.0	0	0.0	Purch. Agts & Buyers, Farm Prod. (131021)
34	10.6	15	4.7	40	12.5	10	3.1	0	0.0	Whsle & Ret. Buyers, Exc. Farm Prod. (131022)
10	1.7	4	0.7	0	0.0	0	0.0	10	1.7	Purch. Agts, Exc. Whsle, Ret., Etc. (131023)
75	10.9	0	0.0	35	5.1	0	0.0	10	1.5	Claims Adj., Appr., Examiners, & Invest. (131030)
10	6.3	25	15.6	4	2.5	0	0.0	0	0.0	Compliance Officers, Exc. Agri., Etc. (131041)
0	0.0	4	2.4	0	0.0	0	0.0	0	0.0	Cost Estimators (131051)
145	8.3	65	3.7	30	1.7	8	0.5	54	3.1	Human Res., Training, & Labor Rel. Spec. (131070)
0	0.0	4	5.3	4	5.3	0	0.0	0	0.0	Logisticians (131081)
20	1.8	4	0.4	15	1.4	55	5.0	0	0.0	Management Analysts (131111)
10	8.3	0	0.0	0	0.0	0	0.0	0	0.0	Meeting & Convention Planners (131121)
25	8.1	0	0.0	30	9.7	4	1.3	30	9.7	Other Business Operations Specialists (1311XX)
289	4.7	104	1.7	173	2.8	111	1.8	108	1.8	Financial Specialists (132000)
170	4.4	65	1.7	80	2.1	50	1.3	80	2.1	Accountants & Auditors (132011)
10	3.6	4	1.4	0	0.0	0	0.0	0	0.0	Appraisers & Assessors of Real Estate (132021)

**CONNECTICUT OCCUPATIONAL STATISTICS**  
**for Equal Employment Opportunity and Affirmative Action Planning**  
**2000 Census of Population and Housing - Special EEO Tabulation**

**Bridgeport PMSA**

Occupation	Total All Races *	Total Civilian Labor Force				White Non-Hispanic				Black Non-Hispanic	
		Male	%	Female	%	Male	%	Female	%	Male	%
Budget Analysts (132031)	15	0	0.0	8	53.3	0	0.0	4	26.7	0	0.0
Credit Analysts (132041)	70	4	5.7	60	85.7	4	5.7	25	35.7	0	0.0
Financial Analysts (132051)	290	184	63.4	104	35.9	155	53.4	100	34.5	15	5.2
Personal Financial Advisors (132052)	540	389	72.0	149	27.6	325	60.2	125	23.1	4	0.7
Insurance Underwriters (132053)	190	74	38.9	120	63.2	70	36.8	75	39.5	0	0.0
Financial Examiners (132061)	10	10	100.0	0	0.0	0	0.0	0	0.0	0	0.0
Loan Counselors & Officers (132070)	460	229	49.8	228	49.6	210	45.7	175	38.0	15	3.3
Tax Examiners, Collectors, & Rev. Agts (132081)	95	45	47.4	50	52.6	35	36.8	40	42.1	10	10.5
Tax Preparers (132082)	225	114	50.7	110	48.9	110	48.9	80	35.6	0	0.0
Financial Specialists, All Other (132099)	95	20	21.1	75	78.9	20	21.1	50	52.6	0	0.0
<b>PROFESSIONAL &amp; RELATED OCCUPATIONS (150000)</b>	<b>48,081</b>	<b>20,551</b>	<b>42.7</b>	<b>27,439</b>	<b>57.1</b>	<b>17,413</b>	<b>36.2</b>	<b>22,903</b>	<b>47.6</b>	<b>989</b>	<b>2.1</b>
<i>Computer &amp; Mathematical Occupations (150001)</i>	<i>6,030</i>	<i>4,177</i>	<i>69.3</i>	<i>1,853</i>	<i>30.7</i>	<i>3,324</i>	<i>55.1</i>	<i>1,490</i>	<i>24.7</i>	<i>219</i>	<i>3.6</i>
Computer Specialists (151000)	5,730	4,003	69.9	1,735	30.3	3,165	55.2	1,435	25.0	219	3.8
Computer Programmers (151021)	1,325	890	67.2	430	32.5	675	50.9	350	26.4	65	4.9
Computer Software Engineers (151030)	1,215	934	76.9	279	23.0	760	62.6	215	17.7	4	0.3
Computer Support Specialists (151041)	645	365	56.6	294	45.6	255	39.5	275	42.6	30	4.7
Database Administrators (151061)	185	104	56.2	83	44.9	90	48.6	60	32.4	10	5.4
Network & Computer Syst. Admins. (151071)	320	235	73.4	80	25.0	215	67.2	55	17.2	0	0.0
Network Sys. & Data Comm. Analysts (151081)	660	505	76.5	155	23.5	405	61.4	135	20.5	20	3.0
Computer Scientists & Sys. Analysts (1510XX)	1,380	970	70.3	414	30.0	765	55.4	345	25.0	90	6.5
Mathematical Scientists (152000)	300	174	58.0	118	39.3	159	53.0	55	18.3	0	0.0
Actuaries (152011)	80	50	62.5	23	28.8	50	62.5	15	18.8	0	0.0
Operations Research Analysts (152031)	180	120	66.7	60	33.3	105	58.3	25	13.9	0	0.0
Misc. Math Science Occupations (1520XX)	40	4	10.0	35	87.5	4	10.0	15	37.5	0	0.0
<i>Architecture &amp; Engineering Occs. (170001)</i>	<i>4,894</i>	<i>4,422</i>	<i>90.4</i>	<i>457</i>	<i>9.3</i>	<i>3,854</i>	<i>78.7</i>	<i>404</i>	<i>8.3</i>	<i>142</i>	<i>2.9</i>
Architects, Surveyors, & Cartographers (171000)	430	379	88.1	54	12.6	330	76.7	50	11.6	4	0.9
Architects, Except Naval (171010)	355	304	85.6	54	15.2	265	74.6	50	14.1	4	1.1
Surv., Cartog., & Photogrammetrists (171020)	75	75	100.0	0	0.0	65	86.7	0	0.0	0	0.0
Engineers (172000)	3,219	2,920	90.7	278	8.6	2,599	80.7	254	7.9	73	2.3
Aerospace Engineers (172011)	380	335	88.2	35	9.2	300	78.9	15	3.9	10	2.6
Chemical Engineers (172041)	90	73	81.1	10	11.1	55	61.1	10	11.1	0	0.0
Civil Engineers (172051)	285	259	90.9	25	8.8	220	77.2	25	8.8	15	5.3
Computer Hardware Engineers (172061)	130	109	83.8	24	18.5	90	69.2	20	15.4	0	0.0
Electrical & Electronics Engineers (172070)	565	528	93.5	35	6.2	495	87.6	35	6.2	0	0.0
Environmental Engineers (172081)	45	40	88.9	4	8.9	40	88.9	4	8.9	0	0.0
Ind. Engineers, Incl. Health & Safety (172110)	430	379	88.1	50	11.6	345	80.2	50	11.6	4	0.9
Marine Engineers & Naval Architects (172121)	4	4	100.0	0	0.0	4	100.0	0	0.0	0	0.0
Materials Engineers (172131)	70	54	77.1	20	28.6	50	71.4	20	28.6	4	5.7
Mechanical Engineers (172141)	580	540	93.1	35	6.0	485	83.6	35	6.0	15	2.6
Nuclear Engineers (172161)	0	0	0.0	0	0.0	0	0.0	0	0.0	0	0.0
Petroleum, Mining & Geological Engrs. (1721XX)	10	10	100.0	0	0.0	10	100.0	0	0.0	0	0.0
Miscellaneous Engineers, Incl. Agric. (172XXX)	630	589	93.5	40	6.3	505	80.2	40	6.3	25	4.0
Drafters, Engrng. & Mapping Techs. (173000)	1,245	1,123	90.2	125	10.0	925	74.3	100	8.0	65	5.2
Drafters (173010)	380	345	90.8	40	10.5	330	86.8	40	10.5	0	0.0
Engineering Technicians, Exc. Drafters (173020)	790	719	91.0	70	8.9	540	68.4	45	5.7	65	8.2
Surveying & Mapping Technicians (173031)	75	59	78.7	15	20.0	55	73.3	15	20.0	0	0.0
<i>Life, Physical, &amp; Social Science Occs. (190001)</i>	<i>1,738</i>	<i>920</i>	<i>52.9</i>	<i>828</i>	<i>47.6</i>	<i>789</i>	<i>45.4</i>	<i>715</i>	<i>41.1</i>	<i>0</i>	<i>0.0</i>
Life Scientists (191000)	304	203	66.8	99	32.6	160	52.6	70	23.0	0	0.0
Agricultural & Food Scientists (191010)	65	30	46.2	34	52.3	30	46.2	30	46.2	0	0.0
Biological Scientists (191020)	45	35	77.8	10	22.2	35	77.8	10	22.2	0	0.0
Conservation Scientists & Foresters (191030)	4	4	100.0	0	0.0	0	0.0	0	0.0	0	0.0
Medical Scientists (191040)	190	134	70.5	55	28.9	95	50.0	30	15.8	0	0.0

**CONNECTICUT OCCUPATIONAL STATISTICS**  
**for Equal Employment Opportunity and Affirmative Action Planning**  
**2000 Census of Population and Housing - Special EEO Tabulation**

**Bridgeport PMSA**

Black Non-Hispanic		Hispanic in Any Race				All Other Non-Hispanic				Occupation
Female	%	Male	%	Female	%	Male	%	Female	%	
4	26.7	0	0.0	0	0.0	0	0.0	0	0.0	Budget Analysts (132031)
10	14.3	0	0.0	25	35.7	0	0.0	0	0.0	Credit Analysts (132041)
0	0.0	0	0.0	0	0.0	14	4.8	4	1.4	Financial Analysts (132051)
20	3.7	25	4.6	4	0.7	35	6.5	0	0.0	Personal Financial Advisors (132052)
10	5.3	0	0.0	25	13.2	4	2.1	10	5.3	Insurance Underwriters (132053)
0	0.0	10	100.0	0	0.0	0	0.0	0	0.0	Financial Examiners (132061)
35	7.6	0	0.0	14	3.0	4	0.9	4	0.9	Loan Counselors & Officers (132070)
10	10.5	0	0.0	0	0.0	0	0.0	0	0.0	Tax Examiners, Collectors, & Rev. Agts (132081)
10	4.4	0	0.0	10	4.4	4	1.8	10	4.4	Tax Preparers (132082)
10	10.5	0	0.0	15	15.8	0	0.0	0	0.0	Financial Specialists, All Other (132099)
<b>2,281</b>	<b>4.7</b>	<b>918</b>	<b>1.9</b>	<b>1,362</b>	<b>2.8</b>	<b>1,231</b>	<b>2.6</b>	<b>893</b>	<b>1.9</b>	<b>PROFESSIONAL &amp; RELATED OCCUPATIONS (150000)</b>
<b>194</b>	<b>3.2</b>	<b>164</b>	<b>2.7</b>	<b>37</b>	<b>0.6</b>	<b>470</b>	<b>7.8</b>	<b>132</b>	<b>2.2</b>	<b>Computer &amp; Mathematical Occupations (150001)</b>
135	2.4	149	2.6	37	0.6	470	8.2	128	2.2	Computer Specialists (151000)
15	1.1	50	3.8	15	1.1	100	7.5	50	3.8	Computer Programmers (151021)
25	2.1	0	0.0	4	0.3	170	14.0	35	2.9	Computer Software Engineers (151030)
15	2.3	30	4.7	0	0.0	50	7.8	4	0.6	Computer Support Specialists (151041)
15	8.1	4	2.2	4	2.2	0	0.0	4	2.2	Database Administrators (151061)
15	4.7	20	6.3	0	0.0	0	0.0	10	3.1	Network & Computer Syst. Admins. (151071)
20	3.0	35	5.3	0	0.0	45	6.8	0	0.0	Network Sys. & Data Comm. Analysts (151081)
30	2.2	10	0.7	14	1.0	105	7.6	25	1.8	Computer Scientists & Sys. Analysts (1510XX)
59	19.7	15	5.0	0	0.0	0	0.0	4	1.3	Mathematical Scientists (152000)
4	5.0	0	0.0	0	0.0	0	0.0	4	5.0	Actuaries (152011)
35	19.4	15	8.3	0	0.0	0	0.0	0	0.0	Operations Research Analysts (152031)
20	50.0	0	0.0	0	0.0	0	0.0	0	0.0	Misc. Math Science Occupations (1520XX)
<b>0</b>	<b>0.0</b>	<b>264</b>	<b>5.4</b>	<b>10</b>	<b>0.2</b>	<b>162</b>	<b>3.3</b>	<b>43</b>	<b>0.9</b>	<b>Architecture &amp; Engineering Occs. (170001)</b>
0	0.0	45	10.5	0	0.0	0	0.0	4	0.9	Architects, Surveyors, & Cartographers (171000)
0	0.0	35	9.9	0	0.0	0	0.0	4	1.1	Architects, Except Naval (171010)
0	0.0	10	13.3	0	0.0	0	0.0	0	0.0	Surv., Cartog., & Photogrammetrists (171020)
0	0.0	125	3.9	0	0.0	123	3.8	24	0.7	Engineers (172000)
0	0.0	10	2.6	0	0.0	15	3.9	20	5.3	Aerospace Engineers (172011)
0	0.0	14	15.6	0	0.0	4	4.4	0	0.0	Chemical Engineers (172041)
0	0.0	14	4.9	0	0.0	10	3.5	0	0.0	Civil Engineers (172051)
0	0.0	15	11.5	0	0.0	4	3.1	4	3.1	Computer Hardware Engineers (172061)
0	0.0	8	1.4	0	0.0	25	4.4	0	0.0	Electrical & Electronics Engineers (172070)
0	0.0	0	0.0	0	0.0	0	0.0	0	0.0	Environmental Engineers (172081)
0	0.0	30	7.0	0	0.0	0	0.0	0	0.0	Ind. Engineers, Incl. Health & Safety (172110)
0	0.0	0	0.0	0	0.0	0	0.0	0	0.0	Marine Engineers & Naval Architects (172121)
0	0.0	0	0.0	0	0.0	0	0.0	0	0.0	Materials Engineers (172131)
0	0.0	30	5.2	0	0.0	10	1.7	0	0.0	Mechanical Engineers (172141)
0	0.0	0	0.0	0	0.0	0	0.0	0	0.0	Nuclear Engineers (172161)
0	0.0	0	0.0	0	0.0	0	0.0	0	0.0	Petroleum, Mining & Geological Engrs. (1721XX)
0	0.0	4	0.6	0	0.0	55	8.7	0	0.0	Miscellaneous Engineers, Incl. Agric. (172XXX)
0	0.0	94	7.6	10	0.8	39	3.1	15	1.2	Drafters, Engrng. & Mapping Techs. (173000)
0	0.0	15	3.9	0	0.0	0	0.0	0	0.0	Drafters (173010)
0	0.0	75	9.5	10	1.3	39	4.9	15	1.9	Engineering Technicians, Exc. Drafters (173020)
0	0.0	4	5.3	0	0.0	0	0.0	0	0.0	Surveying & Mapping Technicians (173031)
<b>4</b>	<b>0.2</b>	<b>42</b>	<b>2.4</b>	<b>30</b>	<b>1.7</b>	<b>89</b>	<b>5.1</b>	<b>79</b>	<b>4.5</b>	<b>Life, Physical, &amp; Social Science Occs. (190001)</b>
0	0.0	8	2.6	0	0.0	35	11.5	29	9.5	Life Scientists (191000)
0	0.0	0	0.0	0	0.0	0	0.0	4	6.2	Agricultural & Food Scientists (191010)
0	0.0	0	0.0	0	0.0	0	0.0	0	0.0	Biological Scientists (191020)
0	0.0	4	100.0	0	0.0	0	0.0	0	0.0	Conservation Scientists & Foresters (191030)
0	0.0	4	2.1	0	0.0	35	18.4	25	13.2	Medical Scientists (191040)

**CONNECTICUT OCCUPATIONAL STATISTICS**  
**for Equal Employment Opportunity and Affirmative Action Planning**  
**2000 Census of Population and Housing - Special EEO Tabulation**

**Bridgeport PMSA**

Occupation	Total All Races *	Total Civilian Labor Force				White Non-Hispanic				Black Non-Hispanic	
		Male	%	Female	%	Male	%	Female	%	Male	%
Physical Scientists (192000)	465	310	66.7	159	34.2	260	55.9	95	20.4	0	0.0
Astronomers & Physicists (192010)	20	20	100.0	0	0.0	20	100.0	0	0.0	0	0.0
Atmospheric & Space Scientists (192021)	10	10	100.0	0	0.0	10	100.0	0	0.0	0	0.0
Chemists & Materials Scientists (192030)	235	155	66.0	80	34.0	130	55.3	50	21.3	0	0.0
Environ. Scientists & Geoscientists (192040)	70	55	78.6	15	21.4	55	78.6	15	21.4	0	0.0
Physical Scientists, All Other (192099)	130	70	53.8	64	49.2	45	34.6	30	23.1	0	0.0
Social Scientists & Related Workers (193000)	709	302	42.6	405	57.1	284	40.1	405	57.1	0	0.0
Economists (193011)	4	4	100.0	0	0.0	4	100.0	0	0.0	0	0.0
Market & Survey Researchers (193020)	350	174	49.7	170	48.6	170	48.6	170	48.6	0	0.0
Psychologists (193030)	305	94	30.8	210	68.9	80	26.2	210	68.9	0	0.0
Urban & Regional Planners (193051)	20	15	75.0	10	50.0	15	75.0	10	50.0	0	0.0
Misc. Soc. Scientists, Incl. Sociologists (1930XX)	30	15	50.0	15	50.0	15	50.0	15	50.0	0	0.0
Life, Physical, & Soc.Science Techs. (194000)	260	105	40.4	165	63.5	85	32.7	145	55.8	0	0.0
Agric. & Food Science Technicians (194011)	10	0	0.0	10	100.0	0	0.0	0	0.0	0	0.0
Biological Technicians (194021)	10	0	0.0	10	100.0	0	0.0	0	0.0	0	0.0
Chemical Technicians (194031)	70	55	78.6	20	28.6	35	50.0	20	28.6	0	0.0
Geological & Petroleum Technicians (194041)	0	0	0.0	0	0.0	0	0.0	0	0.0	0	0.0
Misc. Life, Phy., & Soc. Sci. Techs. (1940XX)	170	50	29.4	125	73.5	50	29.4	125	73.5	0	0.0
<b>Community &amp; Social Services Occs. (210001)</b>	<b>3,375</b>	<b>1,349</b>	<b>40.0</b>	<b>2,003</b>	<b>59.3</b>	<b>890</b>	<b>26.4</b>	<b>1,235</b>	<b>36.6</b>	<b>240</b>	<b>7.1</b>
Counselors, Soc. Workers, & Others (211000)	2,715	871	32.1	1,830	67.4	520	19.2	1,080	39.8	205	7.6
Counselors (211010)	905	349	38.6	545	60.2	200	22.1	350	38.7	85	9.4
Social Workers (211020)	1,405	374	26.6	1,035	73.7	195	13.9	640	45.6	105	7.5
Misc. Comm. & Soc. Serv. Specialists (211090)	405	148	36.5	250	61.7	125	30.9	90	22.2	15	3.7
Religious Workers (212000)	660	478	72.4	173	26.2	370	56.1	155	23.5	35	5.3
Clergy (212011)	490	420	85.7	69	14.1	335	68.4	65	13.3	35	7.1
Directors, Religious Activities & Educ. (212021)	45	10	22.2	34	75.6	10	22.2	30	66.7	0	0.0
Religious Workers, All Other (212099)	125	48	38.4	70	56.0	25	20.0	60	48.0	0	0.0
<b>Legal Occupations (230001)</b>	<b>2,955</b>	<b>1,480</b>	<b>50.1</b>	<b>1,471</b>	<b>49.8</b>	<b>1,425</b>	<b>48.2</b>	<b>1,260</b>	<b>42.6</b>	<b>18</b>	<b>0.6</b>
Lawyers, Judges, & Related Workers (231000)	1,810	1,347	74.4	464	25.6	1,315	72.7	420	23.2	14	0.8
Lawyers (231011)	1,640	1,257	76.6	384	23.4	1,245	75.9	380	23.2	4	0.2
Judges, Magistrates, & Other Jud. Wrks (231020)	170	90	52.9	80	47.1	70	41.2	40	23.5	10	5.9
Legal Support Workers (232000)	1,145	133	11.6	1,007	87.9	110	9.6	840	73.4	4	0.3
Paralegals & Legal Assistants (232011)	780	30	3.8	748	95.9	15	1.9	635	81.4	0	0.0
Miscellaneous Legal Support Workers (232090)	365	103	28.2	259	71.0	95	26.0	205	56.2	4	1.1
<b>Education, Training, &amp; Library Occs. (250001)</b>	<b>13,320</b>	<b>3,321</b>	<b>24.9</b>	<b>9,980</b>	<b>74.9</b>	<b>2,924</b>	<b>22.0</b>	<b>8,705</b>	<b>65.4</b>	<b>168</b>	<b>1.3</b>
Postsecondary Teachers (251000)	1,345	703	52.3	634	47.1	630	46.8	600	44.6	25	1.9
Primary, Sec. & Special Ed. Teachers (252000)	8,390	1,993	23.8	6,395	76.2	1,800	21.5	5,815	69.3	119	1.4
Preschool & Kindergarten Teachers (252010)	865	45	5.2	819	94.7	15	1.7	665	76.9	15	1.7
Elementary & Middle School Teachers (252020)	5,480	1,220	22.3	4,258	77.7	1,110	20.3	3,910	71.4	75	1.4
Secondary School Teachers (252030)	1,595	699	43.8	899	56.4	660	41.4	835	52.4	25	1.6
Special Education Teachers (252040)	450	29	6.4	419	93.1	15	3.3	405	90.0	4	0.9
Other Teachers & Instructors (253000)	1,060	407	38.4	645	60.8	365	34.4	580	54.7	4	0.4
Librarians, Curators, & Archivists (254000)	460	109	23.7	353	76.7	64	13.9	320	69.6	0	0.0
Archivists, Curators, & Museum Techs. (254010)	30	4	13.3	25	83.3	4	13.3	15	50.0	0	0.0
Librarians (254021)	355	70	19.7	284	80.0	35	9.9	265	74.6	0	0.0
Library Technicians (254031)	75	35	46.7	44	58.7	25	33.3	40	53.3	0	0.0
Other Educ., Training, & Library Occs. (259000)	2,065	109	5.3	1,953	94.6	65	3.1	1,390	67.3	20	1.0
Teacher Assistants (259041)	1,985	79	4.0	1,898	95.6	35	1.8	1,355	68.3	20	1.0
Other Educ., Training, & Library Wrks (2590XX)	80	30	37.5	55	68.8	30	37.5	35	43.8	0	0.0
<b>Arts, Des., Entert., Sports, &amp; Media Occs. (270001)</b>	<b>4,745</b>	<b>2,420</b>	<b>51.0</b>	<b>2,298</b>	<b>48.4</b>	<b>2,214</b>	<b>46.7</b>	<b>2,100</b>	<b>44.3</b>	<b>74</b>	<b>1.6</b>
Art & Design Workers (271000)	2,095	1,007	48.1	1,078	51.5	940	44.9	1,020	48.7	25	1.2
Artists & Related Workers (271010)	430	230	53.5	193	44.9	220	51.2	165	38.4	0	0.0

**CONNECTICUT OCCUPATIONAL STATISTICS**  
**for Equal Employment Opportunity and Affirmative Action Planning**  
**2000 Census of Population and Housing - Special EEO Tabulation**

**Bridgeport PMSA**

Black Non-Hispanic		Hispanic in Any Race				All Other Non-Hispanic				Occupation
Female	%	Male	%	Female	%	Male	%	Female	%	
4	0.9	10	2.2	20	4.3	40	8.6	40	8.6	Physical Scientists (192000)
0	0.0	0	0.0	0	0.0	0	0.0	0	0.0	Astronomers & Physicists (192010)
0	0.0	0	0.0	0	0.0	0	0.0	0	0.0	Atmospheric & Space Scientists (192021)
0	0.0	10	4.3	0	0.0	15	6.4	30	12.8	Chemists & Materials Scientists (192030)
0	0.0	0	0.0	0	0.0	0	0.0	0	0.0	Environ. Scientists & Geoscientists (192040)
4	3.1	0	0.0	20	15.4	25	19.2	10	7.7	Physical Scientists, All Other (192099)
0	0.0	14	2.0	0	0.0	4	0.6	0	0.0	Social Scientists & Related Workers (193000)
0	0.0	0	0.0	0	0.0	0	0.0	0	0.0	Economists (193011)
0	0.0	0	0.0	0	0.0	4	1.1	0	0.0	Market & Survey Researchers (193020)
0	0.0	14	4.6	0	0.0	0	0.0	0	0.0	Psychologists (193030)
0	0.0	0	0.0	0	0.0	0	0.0	0	0.0	Urban & Regional Planners (193051)
0	0.0	0	0.0	0	0.0	0	0.0	0	0.0	Misc. Soc. Scientists, Incl. Sociologists (1930XX)
0	0.0	10	3.8	10	3.8	10	3.8	10	3.8	Life, Physical, & Soc.Science Techs. (194000)
0	0.0	0	0.0	10	100.0	0	0.0	0	0.0	Agric. & Food Science Technicians (194011)
0	0.0	0	0.0	0	0.0	0	0.0	10	100.0	Biological Technicians (194021)
0	0.0	10	14.3	0	0.0	10	14.3	0	0.0	Chemical Technicians (194031)
0	0.0	0	0.0	0	0.0	0	0.0	0	0.0	Geological & Petroleum Technicians (194041)
0	0.0	0	0.0	0	0.0	0	0.0	0	0.0	Misc. Life, Phy., & Soc. Sci. Techs. (1940XX)
<b>419</b>	<b>12.4</b>	<b>147</b>	<b>4.4</b>	<b>305</b>	<b>9.0</b>	<b>72</b>	<b>2.1</b>	<b>44</b>	<b>1.3</b>	<b>Community &amp; Social Services Occs. (210001)</b>
405	14.9	118	4.3	305	11.2	28	1.0	40	1.5	Counselors, Soc. Workers, & Others (211000)
110	12.2	60	6.6	70	7.7	4	0.4	15	1.7	Counselors (211010)
205	14.6	54	3.8	165	11.7	20	1.4	25	1.8	Social Workers (211020)
90	22.2	4	1.0	70	17.3	4	1.0	0	0.0	Misc. Comm. & Soc. Serv. Specialists (211090)
14	2.1	29	4.4	0	0.0	44	6.7	4	0.6	Religious Workers (212000)
4	0.8	25	5.1	0	0.0	25	5.1	0	0.0	Clergy (212011)
0	0.0	0	0.0	0	0.0	0	0.0	4	8.9	Directors, Religious Activities & Educ. (212021)
10	8.0	4	3.2	0	0.0	19	15.2	0	0.0	Religious Workers, All Other (212099)
<b>134</b>	<b>4.5</b>	<b>19</b>	<b>0.6</b>	<b>59</b>	<b>2.0</b>	<b>18</b>	<b>0.6</b>	<b>18</b>	<b>0.6</b>	<b>Legal Occupations (230001)</b>
34	1.9	4	0.2	10	0.6	14	0.8	0	0.0	Lawyers, Judges, & Related Workers (231000)
4	0.2	4	0.2	0	0.0	4	0.2	0	0.0	Lawyers (231011)
30	17.6	0	0.0	10	5.9	10	5.9	0	0.0	Judges, Magistrates, & Other Jud. Wrks (231020)
100	8.7	15	1.3	49	4.3	4	0.3	18	1.6	Legal Support Workers (232000)
75	9.6	15	1.9	24	3.1	0	0.0	14	1.8	Paralegals & Legal Assistants (232011)
25	6.8	0	0.0	25	6.8	4	1.1	4	1.1	Miscellaneous Legal Support Workers (232090)
<b>627</b>	<b>4.7</b>	<b>91</b>	<b>0.7</b>	<b>482</b>	<b>3.6</b>	<b>138</b>	<b>1.0</b>	<b>166</b>	<b>1.2</b>	<b>Education, Training, &amp; Library Occs. (250001)</b>
4	0.3	8	0.6	20	1.5	40	3.0	10	0.7	Postsecondary Teachers (251000)
270	3.2	55	0.7	234	2.8	19	0.2	76	0.9	Primary, Sec. & Special Ed. Teachers (252000)
80	9.2	15	1.7	70	8.1	0	0.0	4	0.5	Preschool & Kindergarten Teachers (252010)
150	2.7	20	0.4	140	2.6	15	0.3	58	1.1	Elementary & Middle School Teachers (252020)
40	2.5	10	0.6	10	0.6	4	0.3	14	0.9	Secondary School Teachers (252030)
0	0.0	10	2.2	14	3.1	0	0.0	0	0.0	Special Education Teachers (252040)
29	2.7	4	0.4	14	1.3	34	3.2	22	2.1	Other Teachers & Instructors (253000)
29	6.3	10	2.2	4	0.9	35	7.6	0	0.0	Librarians, Curators, & Archivists (254000)
10	33.3	0	0.0	0	0.0	0	0.0	0	0.0	Archivists, Curators, & Museum Techs. (254010)
15	4.2	0	0.0	4	1.1	35	9.9	0	0.0	Librarians (254021)
4	5.3	10	13.3	0	0.0	0	0.0	0	0.0	Library Technicians (254031)
295	14.3	14	0.7	210	10.2	10	0.5	58	2.8	Other Educ., Training, & Library Occs. (259000)
275	13.9	14	0.7	210	10.6	10	0.5	58	2.9	Teacher Assistants (259041)
20	25.0	0	0.0	0	0.0	0	0.0	0	0.0	Other Educ., Training, & Library Wrks (2590XX)
<b>63</b>	<b>1.3</b>	<b>110</b>	<b>2.3</b>	<b>102</b>	<b>2.1</b>	<b>22</b>	<b>0.5</b>	<b>33</b>	<b>0.7</b>	<b>Arts, Des., Entert., Sports, &amp; Media Occs. (270001)</b>
20	1.0	34	1.6	20	1.0	8	0.4	18	0.9	Art & Design Workers (271000)
0	0.0	10	2.3	20	4.7	0	0.0	8	1.9	Artists & Related Workers (271010)



**CONNECTICUT OCCUPATIONAL STATISTICS**  
**for Equal Employment Opportunity and Affirmative Action Planning**  
**2000 Census of Population and Housing - Special EEO Tabulation**

**Bridgeport PMSA**

Occupation	Total All Races *	Total Civilian Labor Force				White Non-Hispanic				Black Non-Hispanic	
		Male	%	Female	%	Male	%	Female	%	Male	%
Designers (271020)	1,665	777	46.7	885	53.2	720	43.2	855	51.4	25	1.5
Entertainers & Perf., Sports & Rel. Wrkrs. (272000)	985	617	62.6	369	37.5	564	57.3	345	35.0	19	1.9
Actors (272011)	20	4	20.0	15	75.0	4	20.0	15	75.0	0	0.0
Producers & Directors (272012)	215	109	50.7	105	48.8	105	48.8	95	44.2	4	1.9
Athletes, Coaches, Umps, & Rel. Wrkrs (272020)	410	285	69.5	129	31.5	255	62.2	125	30.5	0	0.0
Dancers & Choreographers (272030)	20	0	0.0	20	100.0	0	0.0	20	100.0	0	0.0
Musicians, Singers, & Rel. Workers (272040)	305	209	68.5	90	29.5	190	62.3	80	26.2	15	4.9
Ent. & Perf., Sports & Rel. Wrkrs, All Other (272099)	15	10	66.7	10	66.7	10	66.7	10	66.7	0	0.0
Media & Communication Workers (273000)	1,350	616	45.6	712	52.7	565	41.9	600	44.4	10	0.7
Announcers (273010)	60	55	91.7	0	0.0	40	66.7	0	0.0	0	0.0
News Analysts, Reporters & Corresp. (273020)	160	75	46.9	85	53.1	75	46.9	60	37.5	0	0.0
Public Relations Specialists (273031)	150	64	42.7	85	56.7	50	33.3	85	56.7	0	0.0
Editors (273041)	410	179	43.7	235	57.3	175	42.7	225	54.9	0	0.0
Technical Writers (273042)	160	89	55.6	65	40.6	85	53.1	40	25.0	0	0.0
Writers & Authors (273043)	290	115	39.7	169	58.3	105	36.2	150	51.7	10	3.4
Misc. Media & Comm. Workers (273090)	120	39	32.5	73	60.8	35	29.2	40	33.3	0	0.0
Media & Comm. Equipment Workers (274000)	315	180	57.1	139	44.1	145	46.0	135	42.9	20	6.3
Photographers (274021)	180	125	69.4	59	32.8	110	61.1	55	30.6	0	0.0
TV, Video, & Motion Pict. Camera Oper. (274030)	10	0	0.0	10	100.0	0	0.0	10	100.0	0	0.0
BC & Sound Engring. Techs, Etc. (2740XX)	125	55	44.0	70	56.0	35	28.0	70	56.0	20	16.0
<b>Healthcare Practitioners &amp; Tech. Occs. (290001)</b>	<b>11,024</b>	<b>2,462</b>	<b>22.3</b>	<b>8,549</b>	<b>77.5</b>	<b>1,993</b>	<b>18.1</b>	<b>6,994</b>	<b>63.4</b>	<b>128</b>	<b>1.2</b>
Health Diag. & Treating Practitioners (291000)	7,909	1,836	23.2	6,076	76.8	1,483	18.8	5,129	64.9	84	1.1
Chiropractors (291011)	110	55	50.0	60	54.5	55	50.0	25	22.7	0	0.0
Dentists (291020)	225	195	86.7	30	13.3	175	77.8	15	6.7	0	0.0
Dietitians & Nutritionists (291031)	125	39	31.2	79	63.2	15	12.0	35	28.0	20	16.0
Optometrists (291041)	30	25	83.3	10	33.3	25	83.3	10	33.3	0	0.0
Pharmacists (291051)	285	145	50.9	149	52.3	130	45.6	120	42.1	0	0.0
Physicians & Surgeons (291060)	1,035	789	76.2	237	22.9	645	62.3	140	13.5	25	2.4
Physician Assistants (291071)	135	35	25.9	104	77.0	25	18.5	75	55.6	0	0.0
Podiatrists (291081)	10	10	100.0	0	0.0	10	100.0	0	0.0	0	0.0
Registered Nurses (291111)	4,895	349	7.1	4,554	93.0	255	5.2	3,905	79.8	25	0.5
Audiologists (291121)	4	0	0.0	4	100.0	0	0.0	4	100.0	0	0.0
Occupational Therapists (291122)	160	4	2.5	155	96.9	4	2.5	155	96.9	0	0.0
Physical Therapists (291123)	255	60	23.5	195	76.5	40	15.7	160	62.7	10	3.9
Radiation Therapists (291124)	35	0	0.0	35	100.0	0	0.0	35	100.0	0	0.0
Recreational Therapists (291125)	60	0	0.0	60	100.0	0	0.0	60	100.0	0	0.0
Respiratory Therapists (291126)	195	49	25.1	139	71.3	35	17.9	135	69.2	4	2.1
Speech-Language Pathologists (291127)	175	4	2.3	170	97.1	4	2.3	170	97.1	0	0.0
Therapists, All Other (291129)	70	25	35.7	50	71.4	25	35.7	40	57.1	0	0.0
Veterinarians (291131)	90	48	53.3	35	38.9	40	44.4	35	38.9	0	0.0
Health Diag. & Treating Pract., All Other (291199)	15	4	26.7	10	66.7	0	0.0	10	66.7	0	0.0
Health Technologists & Technicians (292000)	3,045	596	19.6	2,433	79.9	490	16.1	1,825	59.9	34	1.1
Clinical Lab Technologists & Techs. (292010)	490	143	29.2	338	69.0	100	20.4	230	46.9	10	2.0
Dental Hygienists (292021)	345	0	0.0	340	98.6	0	0.0	330	95.7	0	0.0
Diagnostic-Rel. Technologists & Techs. (292030)	410	115	28.0	294	71.7	80	19.5	260	63.4	0	0.0
Emergency Med. Techs & Paramedics (292041)	115	80	69.6	35	30.4	80	69.6	35	30.4	0	0.0
Health Diag & Treat. Pract. Supp. Techs. (292050)	475	129	27.2	349	73.5	115	24.2	265	55.8	10	2.1
Lic. Practical & Lic. Vocational Nurses (292061)	940	44	4.7	888	94.5	40	4.3	545	58.0	4	0.4
Medical Records & Health Info. Techs. (292071)	65	0	0.0	64	98.5	0	0.0	45	69.2	0	0.0
Opticians, Dispensing (292081)	90	40	44.4	50	55.6	40	44.4	40	44.4	0	0.0
Misc. Health Technologists & Techs. (292090)	115	45	39.1	75	65.2	35	30.4	75	65.2	10	8.7
Other Healthcare Pract. & Tech. Occs. (299000)	70	30	42.9	40	57.1	20	28.6	40	57.1	10	14.3

**CONNECTICUT OCCUPATIONAL STATISTICS**  
**for Equal Employment Opportunity and Affirmative Action Planning**  
**2000 Census of Population and Housing - Special EEO Tabulation**

**Bridgeport PMSA**

Black Non-Hispanic		Hispanic in Any Race				All Other Non-Hispanic				Occupation
Female	%	Male	%	Female	%	Male	%	Female	%	
20	1.2	24	1.4	0	0.0	8	0.5	10	0.6	Designers (271020)
10	1.0	24	2.4	14	1.4	10	1.0	0	0.0	Entertainers & Perf., Sports & Rel. Wrkrs. (272000)
0	0.0	0	0.0	0	0.0	0	0.0	0	0.0	Actors (272011)
10	4.7	0	0.0	0	0.0	0	0.0	0	0.0	Producers & Directors (272012)
0	0.0	20	4.9	4	1.0	10	2.4	0	0.0	Athletes, Coaches, Umps, & Rel. Wrkrs (272020)
0	0.0	0	0.0	0	0.0	0	0.0	0	0.0	Dancers & Choreographers (272030)
0	0.0	4	1.3	10	3.3	0	0.0	0	0.0	Musicians, Singers, & Rel. Workers (272040)
0	0.0	0	0.0	0	0.0	0	0.0	0	0.0	Ent. & Perf., Sports & Rel. Wrkrs, All Other (272099)
29	2.1	37	2.7	68	5.0	4	0.3	15	1.1	Media & Communication Workers (273000)
0	0.0	15	25.0	0	0.0	0	0.0	0	0.0	Announcers (273010)
15	9.4	0	0.0	10	6.3	0	0.0	0	0.0	News Analysts, Reporters & Corresp. (273020)
0	0.0	10	6.7	0	0.0	4	2.7	0	0.0	Public Relations Specialists (273031)
10	2.4	4	1.0	0	0.0	0	0.0	0	0.0	Editors (273041)
0	0.0	4	2.5	25	15.6	0	0.0	0	0.0	Technical Writers (273042)
0	0.0	0	0.0	4	1.4	0	0.0	15	5.2	Writers & Authors (273043)
4	3.3	4	3.3	29	24.2	0	0.0	0	0.0	Misc. Media & Comm. Workers (273090)
4	1.3	15	4.8	0	0.0	0	0.0	0	0.0	Media & Comm. Equipment Workers (274000)
4	2.2	15	8.3	0	0.0	0	0.0	0	0.0	Photographers (274021)
0	0.0	0	0.0	0	0.0	0	0.0	0	0.0	TV, Video, & Motion Pict. Camera Oper. (274030)
0	0.0	0	0.0	0	0.0	0	0.0	0	0.0	BC & Sound Engring. Techs, Etc. (2740XX)
<b>840</b>	<b>7.6</b>	<b>81</b>	<b>0.7</b>	<b>337</b>	<b>3.1</b>	<b>260</b>	<b>2.4</b>	<b>378</b>	<b>3.4</b>	<b>Healthcare Practitioners &amp; Tech. Occs. (290001)</b>
432	5.5	52	0.7	222	2.8	217	2.7	293	3.7	Health Diag. & Treating Practitioners (291000)
0	0.0	0	0.0	35	31.8	0	0.0	0	0.0	Chiropractors (291011)
0	0.0	20	8.9	0	0.0	0	0.0	15	6.7	Dentists (291020)
40	32.0	4	3.2	4	3.2	0	0.0	0	0.0	Dietitians & Nutritionists (291031)
0	0.0	0	0.0	0	0.0	0	0.0	0	0.0	Optometrists (291041)
0	0.0	0	0.0	4	1.4	15	5.3	25	8.8	Pharmacists (291051)
4	0.4	4	0.4	24	2.3	115	11.1	69	6.7	Physicians & Surgeons (291060)
4	3.0	10	7.4	25	18.5	0	0.0	0	0.0	Physician Assistants (291071)
0	0.0	0	0.0	0	0.0	0	0.0	0	0.0	Podiatrists (291081)
365	7.5	0	0.0	110	2.2	69	1.4	174	3.6	Registered Nurses (291111)
0	0.0	0	0.0	0	0.0	0	0.0	0	0.0	Audiologists (291121)
0	0.0	0	0.0	0	0.0	0	0.0	0	0.0	Occupational Therapists (291122)
15	5.9	0	0.0	10	3.9	10	3.9	10	3.9	Physical Therapists (291123)
0	0.0	0	0.0	0	0.0	0	0.0	0	0.0	Radiation Therapists (291124)
0	0.0	0	0.0	0	0.0	0	0.0	0	0.0	Recreational Therapists (291125)
4	2.1	10	5.1	0	0.0	0	0.0	0	0.0	Respiratory Therapists (291126)
0	0.0	0	0.0	0	0.0	0	0.0	0	0.0	Speech-Language Pathologists (291127)
0	0.0	0	0.0	10	14.3	0	0.0	0	0.0	Therapists, All Other (291129)
0	0.0	4	4.4	0	0.0	4	4.4	0	0.0	Veterinarians (291131)
0	0.0	0	0.0	0	0.0	4	26.7	0	0.0	Health Diag. & Treating Pract., All Other (291199)
408	13.4	29	1.0	115	3.8	43	1.4	85	2.8	Health Technologists & Technicians (292000)
50	10.2	10	2.0	15	3.1	23	4.7	43	8.8	Clinical Lab Technologists & Techs. (292010)
0	0.0	0	0.0	10	2.9	0	0.0	0	0.0	Dental Hygienists (292021)
24	5.9	15	3.7	0	0.0	20	4.9	10	2.4	Diagnostic-Rel. Technologists & Techs. (292030)
0	0.0	0	0.0	0	0.0	0	0.0	0	0.0	Emergency Med. Techs & Paramedics (292041)
30	6.3	4	0.8	40	8.4	0	0.0	14	2.9	Health Diag & Treat. Pract. Supp. Techs. (292050)
300	31.9	0	0.0	25	2.7	0	0.0	18	1.9	Lic. Practical & Lic. Vocational Nurses (292061)
4	6.2	0	0.0	15	23.1	0	0.0	0	0.0	Medical Records & Health Info. Techs. (292071)
0	0.0	0	0.0	10	11.1	0	0.0	0	0.0	Opticians, Dispensing (292081)
0	0.0	0	0.0	0	0.0	0	0.0	0	0.0	Misc. Health Technologists & Techs. (292090)
0	0.0	0	0.0	0	0.0	0	0.0	0	0.0	Other Healthcare Pract. & Tech. Occs. (299000)

**CONNECTICUT OCCUPATIONAL STATISTICS**  
**for Equal Employment Opportunity and Affirmative Action Planning**  
**2000 Census of Population and Housing - Special EEO Tabulation**

**Bridgeport PMSA**

Occupation	Total All Races *	Total Civilian Labor Force				White Non-Hispanic				Black Non-Hispanic	
		Male	%	Female	%	Male	%	Female	%	Male	%
<b>SERVICE OCCUPATIONS (310000)</b>	<b>32,410</b>	<b>15,003</b>	<b>46.3</b>	<b>17,276</b>	<b>53.3</b>	<b>9,647</b>	<b>29.8</b>	<b>10,326</b>	<b>31.9</b>	<b>1,910</b>	<b>5.9</b>
<i>Healthcare Support Occupations (310001)</i>	<i>5,715</i>	<i>572</i>	<i>10.0</i>	<i>5,136</i>	<i>89.9</i>	<i>260</i>	<i>4.5</i>	<i>2,535</i>	<i>44.4</i>	<i>205</i>	<i>3.6</i>
Nursing, Psych., & Home Health Aides (311000)	3,990	369	9.2	3,614	90.6	170	4.3	1,305	32.7	130	3.3
Nursing, Psych., & Home Health Aides (311010)	3,990	369	9.2	3,614	90.6	170	4.3	1,305	32.7	130	3.3
Occ. & Phys. Therapist Assists & Aides (312000)	105	10	9.5	99	94.3	10	9.5	95	90.5	0	0.0
Occ. Therapist Assistants & Aides (312010)	10	0	0.0	10	100.0	0	0.0	10	100.0	0	0.0
Physical Therapist Assistants & Aides (312020)	95	10	10.5	89	93.7	10	10.5	85	89.5	0	0.0
Other Healthcare Support Occupations (319000)	1,620	193	11.9	1,423	87.8	80	4.9	1,135	70.1	75	4.6
Massage Therapists (319011)	85	4	4.7	80	94.1	0	0.0	80	94.1	0	0.0
Dental Assistants (319091)	395	10	2.5	384	97.2	0	0.0	315	79.7	0	0.0
Med. Assist. & Other Health Supp. Occs (31909X)	1,140	179	15.7	959	84.1	80	7.0	740	64.9	75	6.6
<b>Protective Service Occupations (330001)</b>	<b>4,985</b>	<b>4,339</b>	<b>87.0</b>	<b>618</b>	<b>12.4</b>	<b>3,175</b>	<b>63.7</b>	<b>368</b>	<b>7.4</b>	<b>527</b>	<b>10.6</b>
First-Line Super./Mgr., Protective Serv. Wrkr (331000)	675	619	91.7	54	8.0	505	74.8	19	2.8	49	7.3
First-Line Super./Mgrs. of Correct. Offrs (331011)	60	60	100.0	0	0.0	30	50.0	0	0.0	30	50.0
First-Line Super./Mgrs. of Police & Det. (331012)	260	240	92.3	19	7.3	210	80.8	4	1.5	0	0.0
First-Line Super./Mgrs. of Fire Fighters (331021)	125	125	100.0	0	0.0	110	88.0	0	0.0	15	12.0
Super., Protect. Serv. Wrkrs, All Other (331099)	230	194	84.3	35	15.2	155	67.4	15	6.5	4	1.7
Fire Fighting & Prevention Workers (332000)	825	819	99.3	4	0.5	610	73.9	4	0.5	69	8.4
Fire Fighters (332011)	770	770	100.0	4	0.5	565	73.4	4	0.5	65	8.4
Fire Inspectors (332020)	55	49	89.1	0	0.0	45	81.8	0	0.0	4	7.3
Law Enforcement Workers (333000)	1,600	1,399	87.4	186	11.6	1,055	65.9	105	6.6	120	7.5
Bailliffs, Correctional Officers, & Jailers (333010)	320	234	73.1	79	24.7	145	45.3	10	3.1	30	9.4
Detectives & Criminal Investigators (333021)	230	200	87.0	28	12.2	170	73.9	20	8.7	0	0.0
Police Officers (333050)	1,050	965	91.9	79	7.5	740	70.5	75	7.1	90	8.6
Misc. Law Enforcement Workers (3330XX)	0	0	0.0	0	0.0	0	0.0	0	0.0	0	0.0
Other Protective Service Workers (339000)	1,885	1,502	79.7	374	19.8	1,005	53.3	240	12.7	289	15.3
Animal Control Workers (339011)	50	20	40.0	30	60.0	20	40.0	30	60.0	0	0.0
Private Detectives & Investigators (339021)	115	85	73.9	30	26.1	75	65.2	30	26.1	0	0.0
Sec. Guards & Gaming Surv. Officers (339030)	1,380	1,163	84.3	209	15.1	715	51.8	95	6.9	274	19.9
Crossing Guards (339091)	125	74	59.2	50	40.0	70	56.0	30	24.0	0	0.0
Lifeguards & Other Prot. Serv. Wrkrs (33909X)	215	160	74.4	55	25.6	125	58.1	55	25.6	15	7.0
<b>Food Prep. &amp; Serving-Rel. Occupations (350001)</b>	<b>8,710</b>	<b>4,186</b>	<b>48.1</b>	<b>4,485</b>	<b>51.5</b>	<b>2,605</b>	<b>29.9</b>	<b>3,365</b>	<b>38.6</b>	<b>374</b>	<b>4.3</b>
Supervisors, Food Prep. & Serv. Wrkrs (351000)	1,300	852	65.5	438	33.7	590	45.4	315	24.2	70	5.4
Chefs & Head Cooks (351011)	665	584	87.8	79	11.9	420	63.2	55	8.3	35	5.3
First-Line Super./Mgrs. of Food Workers (351012)	635	268	42.2	359	56.5	170	26.8	260	40.9	35	5.5
Cooks & Food Preparation Workers (352000)	2,495	1,623	65.1	858	34.4	830	33.3	535	21.4	205	8.2
Cooks (352010)	1,750	1,144	65.4	599	34.2	505	28.9	400	22.9	195	11.1
Food Preparation Workers (352021)	745	479	64.3	259	34.8	325	43.6	135	18.1	10	1.3
Food & Beverage Serving Workers (353000)	3,835	1,212	31.6	2,611	68.1	935	24.4	2,095	54.6	65	1.7
Bartenders (353011)	365	204	55.9	160	43.8	185	50.7	145	39.7	0	0.0
Comb Food Prep/Serv., Incl. Fast Food (353021)	660	199	30.2	453	68.6	130	19.7	360	54.5	30	4.5
Counter Attend., Caf�, Food Conc., Etc. (353022)	350	155	44.3	190	54.3	130	37.1	120	34.3	10	2.9
Waiters & Waitresses (353031)	2,260	610	27.0	1,649	73.0	450	19.9	1,400	61.9	25	1.1
Food Servers, Non-restaurant (353041)	200	44	22.0	159	79.5	40	20.0	70	35.0	0	0.0
Other Food Prep. & Serv. Rel. Workers (359000)	1,080	499	46.2	578	53.5	250	23.1	420	38.9	34	3.1
Dishwashers (359021)	270	229	84.8	39	14.4	80	29.6	25	9.3	4	1.5
Hosts/Hostesses, Rest., Lounge, Etc. (359031)	145	30	20.7	119	82.1	30	20.7	75	51.7	0	0.0
Misc. Food Prep & Serving Rel. Workers (3590XX)	665	240	36.1	420	63.2	140	21.1	320	48.1	30	4.5
<b>Bldng &amp; Grounds Cleaning &amp; Maint. Occs. (370001)</b>	<b>7,170</b>	<b>4,707</b>	<b>65.6</b>	<b>2,442</b>	<b>34.1</b>	<b>2,745</b>	<b>38.3</b>	<b>1,044</b>	<b>14.6</b>	<b>635</b>	<b>8.9</b>
Super., Bldng & Grnds Clean & Maint. Wrkrs (371000)	490	375	76.5	103	21.0	295	60.2	4	0.8	45	9.2
First-Line Supr./Mgrs. of Housekeeping Etc. (371011)	305	200	65.6	99	32.5	145	47.5	0	0.0	30	9.8
First-Line Supr./Mgrs. of Landscaping, Etc. (371012)	185	175	94.6	4	2.2	150	81.1	4	2.2	15	8.1

**CONNECTICUT OCCUPATIONAL STATISTICS**  
**for Equal Employment Opportunity and Affirmative Action Planning**  
**2000 Census of Population and Housing - Special EEO Tabulation**

**Bridgeport PMSA**

Black Non-Hispanic		Hispanic in Any Race				All Other Non-Hispanic				Occupation
Female	%	Male	%	Female	%	Male	%	Female	%	
3,358	10.4	2,785	8.6	2,497	7.7	661	2.0	1,095	3.4	<b>SERVICE OCCUPATIONS (310000)</b>
<b>1,629</b>	<b>28.5</b>	<b>93</b>	<b>1.6</b>	<b>619</b>	<b>10.8</b>	<b>14</b>	<b>0.2</b>	<b>353</b>	<b>6.2</b>	<b>Healthcare Support Occupations (310001)</b>
1,530	38.3	65	1.6	465	11.7	4	0.1	314	7.9	Nursing, Psych., & Home Health Aides (311000)
1,530	38.3	65	1.6	465	11.7	4	0.1	314	7.9	Nursing, Psych., & Home Health Aides (311010)
4	3.8	0	0.0	0	0.0	0	0.0	0	0.0	Occ. & Phys. Therapist Assists & Aides (312000)
0	0.0	0	0.0	0	0.0	0	0.0	0	0.0	Occ. Therapist Assistants & Aides (312010)
4	4.2	0	0.0	0	0.0	0	0.0	0	0.0	Physical Therapist Assistants & Aides (312020)
95	5.9	28	1.7	154	9.5	10	0.6	39	2.4	Other Healthcare Support Occupations (319000)
0	0.0	4	4.7	0	0.0	0	0.0	0	0.0	Massage Therapists (319011)
10	2.5	10	2.5	44	11.1	0	0.0	15	3.8	Dental Assistants (319091)
85	7.5	14	1.2	110	9.6	10	0.9	24	2.1	Med. Assist. & Other Health Supp. Occs (31909X)
<b>177</b>	<b>3.6</b>	<b>589</b>	<b>11.8</b>	<b>69</b>	<b>1.4</b>	<b>48</b>	<b>1.0</b>	<b>4</b>	<b>0.1</b>	<b>Protective Service Occupations (330001)</b>
15	2.2	65	9.6	20	3.0	0	0.0	0	0.0	First-Line Super./Mgr., Protective Serv. Wrkr (331000)
0	0.0	0	0.0	0	0.0	0	0.0	0	0.0	First-Line Super./Mgrs. of Correct. Offrs (331011)
15	5.8	30	11.5	0	0.0	0	0.0	0	0.0	First-Line Super./Mgrs. of Police & Det. (331012)
0	0.0	0	0.0	0	0.0	0	0.0	0	0.0	First-Line Super./Mgrs. of Fire Fighters (331021)
0	0.0	35	15.2	20	8.7	0	0.0	0	0.0	Super., Protect. Serv. Wrkrs, All Other (331099)
0	0.0	120	14.5	0	0.0	20	2.4	0	0.0	Fire Fighting & Prevention Workers (332000)
0	0.0	120	15.6	0	0.0	20	2.6	0	0.0	Fire Fighters (332011)
0	0.0	0	0.0	0	0.0	0	0.0	0	0.0	Fire Inspectors (332020)
77	4.8	220	13.8	4	0.3	4	0.3	0	0.0	Law Enforcement Workers (333000)
69	21.6	55	17.2	0	0.0	4	1.3	0	0.0	Bailiffs, Correctional Officers, & Jailers (333010)
4	1.7	30	13.0	4	1.7	0	0.0	0	0.0	Detectives & Criminal Investigators (333021)
4	0.4	135	12.9	0	0.0	0	0.0	0	0.0	Police Officers (333050)
0	0.0	0	0.0	0	0.0	0	0.0	0	0.0	Misc. Law Enforcement Workers (3330XX)
85	4.5	184	9.8	45	2.4	24	1.3	4	0.2	Other Protective Service Workers (339000)
0	0.0	0	0.0	0	0.0	0	0.0	0	0.0	Animal Control Workers (339011)
0	0.0	10	8.7	0	0.0	0	0.0	0	0.0	Private Detectives & Investigators (339021)
85	6.2	170	12.3	25	1.8	4	0.3	4	0.3	Sec. Guards & Gaming Surv. Officers (339030)
0	0.0	4	3.2	20	16.0	0	0.0	0	0.0	Crossing Guards (339091)
0	0.0	0	0.0	0	0.0	20	9.3	0	0.0	Lifeguards & Other Prot. Serv. Wrkrs (33909X)
<b>420</b>	<b>4.8</b>	<b>832</b>	<b>9.6</b>	<b>468</b>	<b>5.4</b>	<b>375</b>	<b>4.3</b>	<b>232</b>	<b>2.7</b>	<b>Food Prep. &amp; Serving-Rel. Occupations (350001)</b>
60	4.6	109	8.4	25	1.9	83	6.4	38	2.9	Supervisors, Food Prep. & Serv. Wrkrs (351000)
10	1.5	60	9.0	0	0.0	69	10.4	14	2.1	Chefs & Head Cooks (351011)
50	7.9	49	7.7	25	3.9	14	2.2	24	3.8	First-Line Super./Mgrs. of Food Workers (351012)
120	4.8	420	16.8	155	6.2	168	6.7	48	1.9	Cooks & Food Preparation Workers (352000)
95	5.4	305	17.4	80	4.6	139	7.9	24	1.4	Cooks (352010)
25	3.4	115	15.4	75	10.1	29	3.9	24	3.2	Food Preparation Workers (352021)
205	5.3	128	3.3	173	4.5	84	2.2	138	3.6	Food & Beverage Serving Workers (353000)
0	0.0	15	4.1	0	0.0	4	1.1	15	4.1	Bartenders (353011)
60	9.1	24	3.6	29	4.4	15	2.3	4	0.6	Comb Food Prep/Serv., Incl. Fast Food (353021)
10	2.9	15	4.3	25	7.1	0	0.0	35	10.0	Counter Attend., Caf�, Food Conc., Etc. (353022)
90	4.0	70	3.1	95	4.2	65	2.9	64	2.8	Waiters & Waitresses (353031)
45	22.5	4	2.0	24	12.0	0	0.0	20	10.0	Food Servers, Non-restaurant (353041)
35	3.2	175	16.2	115	10.6	40	3.7	8	0.7	Other Food Prep. & Serv. Rel. Workers (359000)
10	3.7	125	46.3	0	0.0	20	7.4	4	1.5	Dishwashers (359021)
0	0.0	0	0.0	40	27.6	0	0.0	4	2.8	Hosts/Hostesses, Rest., Lounge, Etc. (359031)
25	3.8	50	7.5	75	11.3	20	3.0	0	0.0	Misc. Food Prep & Serving Rel. Workers (3590XX)
<b>375</b>	<b>5.2</b>	<b>1,139</b>	<b>15.9</b>	<b>780</b>	<b>10.9</b>	<b>188</b>	<b>2.6</b>	<b>243</b>	<b>3.4</b>	<b>Bldg &amp; Grounds Cleaning &amp; Maint. Occs. (370001)</b>
50	10.2	35	7.1	45	9.2	0	0.0	4	0.8	Super., Bldg & Grnds Clean & Maint. Wrkrs (371000)
50	16.4	25	8.2	45	14.8	0	0.0	4	1.3	First-Line Supr./Mgrs. of Housekeeping Etc. (371011)
0	0.0	10	5.4	0	0.0	0	0.0	0	0.0	First-Line Supr./Mgrs. of Landscaping, Etc. (371012)

**CONNECTICUT OCCUPATIONAL STATISTICS**  
**for Equal Employment Opportunity and Affirmative Action Planning**  
**2000 Census of Population and Housing - Special EEO Tabulation**

**Bridgeport PMSA**

Occupation	Total All Races *	Total Civilian Labor Force				White Non-Hispanic				Black Non-Hispanic	
		Male	%	Female	%	Male	%	Female	%	Male	%
Building Cleaning & Pest Control Workers (372000)	4,860	2,583	53.1	2,279	46.9	1,340	27.6	980	20.2	515	10.6
Maids & Housekeeping Cleaners (372012)	1,900	274	14.4	1,624	85.5	70	3.7	700	36.8	60	3.2
Janitors & Building Cleaners (37201X)	2,890	2,250	77.9	645	22.3	1,240	42.9	270	9.3	430	14.9
Pest Control Workers (372021)	70	59	84.3	10	14.3	30	42.9	10	14.3	25	35.7
Grounds Maintenance Workers (373000)	1,820	1,749	96.1	60	3.3	1,110	61.0	60	3.3	75	4.1
Grounds Maintenance Workers (373010)	1,820	1,749	96.1	60	3.3	1,110	61.0	60	3.3	75	4.1
<b>Personal Care &amp; Service Occupations (390001)</b>	<b>5,830</b>	<b>1,199</b>	<b>20.6</b>	<b>4,595</b>	<b>78.8</b>	<b>862</b>	<b>14.8</b>	<b>3,014</b>	<b>51.7</b>	<b>169</b>	<b>2.9</b>
Super., Personal Care & Service Workers (391000)	345	154	44.6	190	55.1	140	40.6	120	34.8	0	0.0
First-Line Super./Mgrs. of Gaming Workers (391010)	70	55	78.6	15	21.4	55	78.6	15	21.4	0	0.0
First-Line Super./Mgrs. of Pers. Serv. Wrks (391021)	275	99	36.0	175	63.6	85	30.9	105	38.2	0	0.0
Animal Care & Service Workers (392000)	245	58	23.7	183	74.7	54	22.0	175	71.4	0	0.0
Animal Trainers (392011)	25	8	32.0	15	60.0	4	16.0	15	60.0	0	0.0
Non-farm Animal Caretakers (392021)	220	50	22.7	168	76.4	50	22.7	160	72.7	0	0.0
Entert. Attendants & Related Workers (393000)	390	253	64.9	127	32.6	210	53.8	64	16.4	15	3.8
Gaming Services Workers (393010)	35	20	57.1	12	34.3	20	57.1	4	11.4	0	0.0
Motion Picture Projectionists (393021)	10	10	100.0	0	0.0	10	100.0	0	0.0	0	0.0
Ushers, Lobby Attend., & Ticket Takers (393031)	115	103	89.6	10	8.7	95	82.6	10	8.7	0	0.0
Misc. Entertainment Attend. & Rel Wrks (393090)	230	120	52.2	105	45.7	85	37.0	50	21.7	15	6.5
Funeral Service Workers (394000)	40	40	100.0	0	0.0	40	100.0	0	0.0	0	0.0
Personal Appearance Workers (395000)	1,590	329	20.7	1,249	78.6	245	15.4	915	57.5	45	2.8
Barbers (395011)	150	130	86.7	15	10.0	70	46.7	15	10.0	45	30.0
Hairdressers, Stylists, & Cosmetologists (395012)	1,270	195	15.4	1,069	84.2	175	13.8	780	61.4	0	0.0
Misc. Personal Appearance Workers (395090)	170	4	2.4	165	97.1	0	0.0	120	70.6	0	0.0
Transp., Tourism, & Lodging Attendants (396000)	200	34	17.0	164	82.0	4	2.0	120	60.0	20	10.0
Baggage Porters, Bellhops, & Concierges (396010)	35	20	57.1	15	42.9	0	0.0	15	42.9	10	28.6
Tour & Travel Guides (396020)	10	4	40.0	4	40.0	4	40.0	0	0.0	0	0.0
Transportation Attendants (396030)	155	10	6.5	145	93.5	0	0.0	105	67.7	10	6.5
Other Personal Care & Service Workers (399000)	3,020	331	11.0	2,682	88.8	169	5.6	1,620	53.6	89	2.9
Child Care Workers (399011)	2,135	104	4.9	2,025	94.8	55	2.6	1,205	56.4	25	1.2
Personal & Home Care Aides (399021)	360	30	8.3	339	94.2	15	4.2	160	44.4	15	4.2
Recreation & Fitness Workers (399030)	370	149	40.3	219	59.2	75	20.3	185	50.0	35	9.5
Residential Advisors (399041)	130	30	23.1	99	76.2	20	15.4	70	53.8	10	7.7
Pers. Care & Serv. Workers, All Other (399099)	25	18	72.0	0	0.0	4	16.0	0	0.0	4	16.0
<b>SALES &amp; RELATED OCCUPATIONS (410000)</b>	<b>27,040</b>	<b>13,839</b>	<b>51.2</b>	<b>13,154</b>	<b>48.6</b>	<b>11,325</b>	<b>41.9</b>	<b>9,535</b>	<b>35.3</b>	<b>908</b>	<b>3.4</b>
Supervisors, Sales Workers (411000)	6,185	3,897	63.0	2,287	37.0	3,190	51.6	1,780	28.8	194	3.1
First-Line Super./Mgrs. of Ret. Sales Wrks (411011)	4,615	2,888	62.6	1,723	37.3	2,295	49.7	1,320	28.6	164	3.6
First-Line Sup./Mgrs., Non-Ret Sales Wrks (411012)	1,570	1,009	64.3	564	35.9	895	57.0	460	29.3	30	1.9
Retail Sales Workers (412000)	12,090	4,631	38.3	7,442	61.6	3,365	27.8	4,815	39.8	479	4.0
Cashiers (412010)	5,440	1,475	27.1	3,964	72.9	855	15.7	2,280	41.9	255	4.7
Counter & Rental Clerks (412021)	240	88	36.7	143	59.6	45	18.8	105	43.8	35	14.6
Parts Salespersons (412022)	200	200	100.0	0	0.0	190	95.0	0	0.0	0	0.0
Retail Salespersons (412031)	6,210	2,868	46.2	3,335	53.7	2,275	36.6	2,430	39.1	189	3.0
Sales Representatives, Services (413000)	4,130	2,537	61.4	1,593	38.6	2,330	56.4	1,380	33.4	95	2.3
Advertising Sales Agents (413011)	565	315	55.8	250	44.2	305	54.0	210	37.2	0	0.0
Insurance Sales Agents (413021)	1,000	544	54.4	454	45.4	500	50.0	420	42.0	40	4.0
Securities, Comm., & Fin. Serv. Sales Agts (413031)	1,085	795	73.3	290	26.7	700	64.5	255	23.5	20	1.8
Travel Agents (413041)	265	30	11.3	234	88.3	30	11.3	205	77.4	0	0.0
Sales Reps, Services, All Other (413099)	1,215	853	70.2	365	30.0	795	65.4	290	23.9	35	2.9
Sales Reps, Wholesale & Manufacturing (414000)	2,365	1,629	68.9	725	30.7	1,465	61.9	610	25.8	55	2.3
Sales Reps, Wholesale & Manufacturing (414010)	2,365	1,629	68.9	725	30.7	1,465	61.9	610	25.8	55	2.3
Other Sales & Related Workers (419000)	2,270	1,145	50.4	1,107	48.8	975	43.0	950	41.9	85	3.7
Models, Demonstrators, & Prod Promoters (419010)	85	25	29.4	60	70.6	25	29.4	35	41.2	0	0.0

**CONNECTICUT OCCUPATIONAL STATISTICS**  
**for Equal Employment Opportunity and Affirmative Action Planning**  
**2000 Census of Population and Housing - Special EEO Tabulation**

**Bridgeport PMSA**

Black Non-Hispanic		Hispanic in Any Race				All Other Non-Hispanic				Occupation
Female	%	Male	%	Female	%	Male	%	Female	%	
325	6.7	599	12.3	735	15.1	129	2.7	239	4.9	Building Cleaning & Pest Control Workers (372000)
270	14.2	95	5.0	425	22.4	49	2.6	229	12.1	Maids & Housekeeping Cleaners (372012)
55	1.9	500	17.3	310	10.7	80	2.8	10	0.3	Janitors & Building Cleaners (37201X)
0	0.0	4	5.7	0	0.0	0	0.0	0	0.0	Pest Control Workers (372021)
0	0.0	505	27.7	0	0.0	59	3.2	0	0.0	Grounds Maintenance Workers (373000)
0	0.0	505	27.7	0	0.0	59	3.2	0	0.0	Grounds Maintenance Workers (373010)
<b>757</b>	<b>13.0</b>	<b>132</b>	<b>2.3</b>	<b>561</b>	<b>9.6</b>	<b>36</b>	<b>0.6</b>	<b>263</b>	<b>4.5</b>	<b>Personal Care &amp; Service Occupations (390001)</b>
35	10.1	10	2.9	20	5.8	4	1.2	15	4.3	Super., Personal Care & Service Workers (391000)
0	0.0	0	0.0	0	0.0	0	0.0	0	0.0	First-Line Super./Mgrs. of Gaming Workers (391010)
35	12.7	10	3.6	20	7.3	4	1.5	15	5.5	First-Line Super./Mgrs. of Pers. Serv. Wrkrs (391021)
0	0.0	0	0.0	8	3.3	4	1.6	0	0.0	Animal Care & Service Workers (392000)
0	0.0	0	0.0	0	0.0	4	16.0	0	0.0	Animal Trainers (392011)
0	0.0	0	0.0	8	3.6	0	0.0	0	0.0	Non-farm Animal Caretakers (392021)
34	8.7	18	4.6	19	4.9	10	2.6	10	2.6	Entert. Attendants & Related Workers (393000)
4	11.4	0	0.0	4	11.4	0	0.0	0	0.0	Gaming Services Workers (393010)
0	0.0	0	0.0	0	0.0	0	0.0	0	0.0	Motion Picture Projectionists (393021)
0	0.0	8	7.0	0	0.0	0	0.0	0	0.0	Ushers, Lobby Attend., & Ticket Takers (393031)
30	13.0	10	4.3	15	6.5	10	4.3	10	4.3	Misc. Entertainment Attend. & Rel Wrkrs (393090)
0	0.0	0	0.0	0	0.0	0	0.0	0	0.0	Funeral Service Workers (394000)
170	10.7	35	2.2	85	5.3	4	0.3	79	5.0	Personal Appearance Workers (395000)
0	0.0	15	10.0	0	0.0	0	0.0	0	0.0	Barbers (395011)
170	13.4	20	1.6	75	5.9	0	0.0	44	3.5	Hairdressers, Stylists, & Cosmetologists (395012)
0	0.0	0	0.0	10	5.9	4	2.4	35	20.6	Misc. Personal Appearance Workers (395090)
44	22.0	10	5.0	0	0.0	0	0.0	0	0.0	Transp., Tourism, & Lodging Attendants (396000)
0	0.0	10	28.6	0	0.0	0	0.0	0	0.0	Baggage Porters, Bellhops, & Concierges (396010)
4	40.0	0	0.0	0	0.0	0	0.0	0	0.0	Tour & Travel Guides (396020)
40	25.8	0	0.0	0	0.0	0	0.0	0	0.0	Transportation Attendants (396030)
474	15.7	59	2.0	429	14.2	14	0.5	159	5.3	Other Personal Care & Service Workers (399000)
325	15.2	24	1.1	350	16.4	0	0.0	145	6.8	Child Care Workers (399011)
125	34.7	0	0.0	40	11.1	0	0.0	14	3.9	Personal & Home Care Aides (399021)
20	5.4	35	9.5	14	3.8	4	1.1	0	0.0	Recreation & Fitness Workers (399030)
4	3.1	0	0.0	25	19.2	0	0.0	0	0.0	Residential Advisors (399041)
0	0.0	0	0.0	0	0.0	10	40.0	0	0.0	Pers. Care & Serv. Workers, All Other (399099)
<b>1,535</b>	<b>5.7</b>	<b>1,058</b>	<b>3.9</b>	<b>1,532</b>	<b>5.7</b>	<b>548</b>	<b>2.0</b>	<b>552</b>	<b>2.0</b>	<b>SALES &amp; RELATED OCCUPATIONS (410000)</b>
130	2.1	324	5.2	245	4.0	189	3.1	132	2.1	Supervisors, Sales Workers (411000)
105	2.3	270	5.9	200	4.3	159	3.4	98	2.1	First-Line Super./Mgrs. of Ret. Sales Wrkrs (411011)
25	1.6	54	3.4	45	2.9	30	1.9	34	2.2	First-Line Sup./Mgrs., Non-Ret Sales Wrkrs (411012)
1,195	9.9	538	4.4	1,089	9.0	249	2.1	343	2.8	Retail Sales Workers (412000)
710	13.1	230	4.2	775	14.2	135	2.5	199	3.7	Cashiers (412010)
15	6.3	8	3.3	19	7.9	0	0.0	4	1.7	Counter & Rental Clerks (412021)
0	0.0	10	5.0	0	0.0	0	0.0	0	0.0	Parts Salespersons (412022)
470	7.6	290	4.7	295	4.8	114	1.8	140	2.3	Retail Salespersons (412031)
90	2.2	54	1.3	79	1.9	58	1.4	44	1.1	Sales Representatives, Services (413000)
15	2.7	10	1.8	10	1.8	0	0.0	15	2.7	Advertising Sales Agents (413011)
15	1.5	4	0.4	19	1.9	0	0.0	0	0.0	Insurance Sales Agents (413021)
20	1.8	25	2.3	0	0.0	50	4.6	15	1.4	Securities, Comm., & Fin. Serv. Sales Agts (413031)
0	0.0	0	0.0	25	9.4	0	0.0	4	1.5	Travel Agents (413041)
40	3.3	15	1.2	25	2.1	8	0.7	10	0.8	Sales Reps, Services, All Other (413099)
25	1.1	85	3.6	75	3.2	24	1.0	15	0.6	Sales Reps, Wholesale & Manufacturing (414000)
25	1.1	85	3.6	75	3.2	24	1.0	15	0.6	Sales Reps, Wholesale & Manufacturing (414010)
95	4.2	57	2.5	44	1.9	28	1.2	18	0.8	Other Sales & Related Workers (419000)
15	17.6	0	0.0	10	11.8	0	0.0	0	0.0	Models, Demonstrators, & Prod Promoters (419010)



**CONNECTICUT OCCUPATIONAL STATISTICS**  
**for Equal Employment Opportunity and Affirmative Action Planning**  
**2000 Census of Population and Housing - Special EEO Tabulation**

**Bridgeport PMSA**

Occupation	Total All Races *	Total Civilian Labor Force				White Non-Hispanic				Black Non-Hispanic	
		Male	%	Female	%	Male	%	Female	%	Male	%
Real Estate Brokers & Sales Agents (419020)	1,150	545	47.4	604	52.5	490	42.6	575	50.0	25	2.2
Sales Engineers (419031)	85	85	100.0	0	0.0	85	100.0	0	0.0	0	0.0
Telemarketers (419041)	350	149	42.6	194	55.4	80	22.9	120	34.3	30	8.6
Door-To-Door Sales Workers & Rel Wrkrs (419091)	225	108	48.0	104	46.2	90	40.0	75	33.3	10	4.4
Sales & Related Workers, All Other (419099)	375	233	62.1	145	38.7	205	54.7	145	38.7	20	5.3
<b>OFFICE &amp; ADMIN. SUPPORT OCCUPATIONS (430000)</b>	<b>37,324</b>	<b>8,881</b>	<b>23.8</b>	<b>28,397</b>	<b>76.1</b>	<b>6,244</b>	<b>16.7</b>	<b>21,734</b>	<b>58.2</b>	<b>1,298</b>	<b>3.5</b>
Super., Office & Admin. Support Workers (431000)	3,150	942	29.9	2,208	70.1	710	22.5	1,815	57.6	90	2.9
First-Line Sup./Mgrs., Admin. Support Wrkrs (431011)	3,150	942	29.9	2,208	70.1	710	22.5	1,815	57.6	90	2.9
Communications Equipment Operators (432000)	269	64	23.8	202	75.1	35	13.0	150	55.8	0	0.0
Switchboard Operators, Incl. Ans. Service (432011)	145	20	13.8	129	89.0	20	13.8	115	79.3	0	0.0
Telephone Operators (432021)	120	44	36.7	69	57.5	15	12.5	35	29.2	0	0.0
Comm. Equipment Operators, All Other (432099)	4	0	0.0	4	100.0	0	0.0	0	0.0	0	0.0
Financial Clerks (433000)	5,775	717	12.4	5,043	87.3	565	9.8	4,005	69.4	70	1.2
Bill & Account Collectors (433011)	470	150	31.9	320	68.1	95	20.2	200	42.6	20	4.3
Billing & Posting Clerks & Machine Oper. (433021)	740	58	7.8	675	91.2	50	6.8	550	74.3	0	0.0
Bookkeeping, Accting, & Auditing Clerks (433031)	3,255	344	10.6	2,915	89.6	290	8.9	2,425	74.5	15	0.5
Gaming Cage Workers (433041)	30	0	0.0	25	83.3	0	0.0	15	50.0	0	0.0
Payroll & Timekeeping Clerks (433051)	450	25	5.6	423	94.0	25	5.6	365	81.1	0	0.0
Procurement Clerks (433061)	35	35	100.0	0	0.0	35	100.0	0	0.0	0	0.0
Tellers (433071)	795	105	13.2	685	86.2	70	8.8	450	56.6	35	4.4
Information & Record Clerks (434000)	8,625	1,629	18.9	6,997	81.1	1,150	13.3	4,875	56.5	270	3.1
Brokerage Clerks (434011)	25	10	40.0	20	80.0	10	40.0	20	80.0	0	0.0
Court, Municipal, & License Clerks (434031)	70	20	28.6	55	78.6	20	28.6	35	50.0	0	0.0
Credit Authorizers, Checkers, & Clerks (434041)	160	30	18.8	129	80.6	30	18.8	110	68.8	0	0.0
Customer Service Representatives (434051)	4,315	1,015	23.5	3,308	76.7	720	16.7	2,315	53.7	155	3.6
Eligibility Interviewers, Govt. Programs (434061)	60	29	48.3	30	50.0	15	25.0	30	50.0	0	0.0
File Clerks (434071)	485	75	15.5	409	84.3	45	9.3	275	56.7	20	4.1
Hotel, Motel, & Resort Desk Clerks (434081)	35	15	42.9	20	57.1	15	42.9	0	0.0	0	0.0
Interviewers, Except Eligibility & Loan (434111)	220	65	29.5	155	70.5	35	15.9	130	59.1	30	13.6
Library Assistants, Clerical (434121)	225	20	8.9	199	88.4	10	4.4	160	71.1	10	4.4
Loan Interviewers & Clerks (434131)	120	30	25.0	89	74.2	30	25.0	55	45.8	0	0.0
New Accounts Clerks (434141)	20	10	50.0	10	50.0	10	50.0	10	50.0	0	0.0
Human Res. Assists, Exc. Payroll Etc. (434161)	100	10	10.0	90	90.0	10	10.0	70	70.0	0	0.0
Receptionists & Information Clerks (434171)	2,150	145	6.7	1,999	93.0	100	4.7	1,440	67.0	20	0.9
Reserv. & Transp. Ticket Agts & Trav Clerks (434181)	200	35	17.5	170	85.0	15	7.5	60	30.0	20	10.0
Information & Record Clerks, All Other (434199)	100	10	10.0	84	84.0	10	10.0	55	55.0	0	0.0
Correspondence Clerks & Order Clerks (434XXX)	340	110	32.4	230	67.6	75	22.1	110	32.4	15	4.4
Material Recording, Scheduling, Etc. (435000)	6,085	4,162	68.4	1,920	31.6	2,845	46.8	1,225	20.1	655	10.8
Cargo & Freight Agents (435011)	40	40	100.0	0	0.0	40	100.0	0	0.0	0	0.0
Couriers & Messengers (435021)	385	345	89.6	45	11.7	225	58.4	25	6.5	60	15.6
Dispatchers (435030)	445	233	52.4	213	47.9	175	39.3	150	33.7	50	11.2
Meter Readers, Utilities (435041)	50	55	110.0	0	0.0	30	60.0	0	0.0	0	0.0
Postal Service Clerks (435051)	265	128	48.3	134	50.6	80	30.2	75	28.3	40	15.1
Postal Service Mail Carriers (435052)	775	590	76.1	184	23.7	470	60.6	130	16.8	70	9.0
Postal Service Mail Sorters, Processors, Etc. (435053)	275	144	52.4	130	47.3	60	21.8	45	16.4	65	23.6
Production, Planning, & Expediting Clerks (435061)	560	273	48.8	284	50.7	220	39.3	210	37.5	35	6.3
Shipping, Receiving, & Traffic Clerks (435071)	1,125	800	71.1	320	28.4	460	40.9	175	15.6	180	16.0
Stock Clerks & Order Fillers (435081)	2,085	1,510	72.4	570	27.3	1,045	50.1	385	18.5	155	7.4
Weighers, Measurers, Checkers, Etc. (435111)	80	44	55.0	40	50.0	40	50.0	30	37.5	0	0.0
Secretaries & Administrative Assistants (436000)	7,665	91	1.2	7,564	98.7	75	1.0	6,350	82.8	4	0.1
Secretaries & Administrative Assistants (436010)	7,665	91	1.2	7,564	98.7	75	1.0	6,350	82.8	4	0.1
Other Office & Admin. Support Workers (439000)	5,755	1,276	22.2	4,463	77.5	864	15.0	3,314	57.6	209	3.6



**CONNECTICUT OCCUPATIONAL STATISTICS**  
**for Equal Employment Opportunity and Affirmative Action Planning**  
**2000 Census of Population and Housing - Special EEO Tabulation**

**Bridgeport PMSA**

Black Non-Hispanic		Hispanic in Any Race				All Other Non-Hispanic				Occupation
Female	%	Male	%	Female	%	Male	%	Female	%	
10	0.9	30	2.6	15	1.3	0	0.0	4	0.3	Real Estate Brokers & Sales Agents (419020)
0	0.0	0	0.0	0	0.0	0	0.0	0	0.0	Sales Engineers (419031)
55	15.7	15	4.3	15	4.3	24	6.9	4	1.1	Telemarketers (419041)
15	6.7	4	1.8	4	1.8	4	1.8	10	4.4	Door-To-Door Sales Workers & Rel Wrks (419091)
0	0.0	8	2.1	0	0.0	0	0.0	0	0.0	Sales & Related Workers, All Other (419099)
<b>3,332</b>	<b>8.9</b>	<b>951</b>	<b>2.5</b>	<b>2,646</b>	<b>7.1</b>	<b>388</b>	<b>1.0</b>	<b>685</b>	<b>1.8</b>	<b>OFFICE &amp; ADMIN. SUPPORT OCCUPATIONS (430000)</b>
200	6.3	130	4.1	165	5.2	12	0.4	28	0.9	Super., Office & Admin. Support Workers (431000)
200	6.3	130	4.1	165	5.2	12	0.4	28	0.9	First-Line Sup./Mgrs., Admin. Support Wrks (431011)
19	7.1	4	1.5	33	12.3	25	9.3	0	0.0	Communications Equipment Operators (432000)
0	0.0	0	0.0	14	9.7	0	0.0	0	0.0	Switchboard Operators, Incl. Ans. Service (432011)
15	12.5	4	3.3	19	15.8	25	20.8	0	0.0	Telephone Operators (432021)
4	100.0	0	0.0	0	0.0	0	0.0	0	0.0	Comm. Equipment Operators, All Other (432099)
520	9.0	55	1.0	418	7.2	27	0.5	100	1.7	Financial Clerks (433000)
60	12.8	35	7.4	50	10.6	0	0.0	10	2.1	Bill & Account Collectors (433011)
40	5.4	0	0.0	85	11.5	8	1.1	0	0.0	Billing & Posting Clerks & Machine Oper. (433021)
310	9.5	20	0.6	145	4.5	19	0.6	35	1.1	Bookkeeping, Accting, & Auditing Clerks (433031)
10	33.3	0	0.0	0	0.0	0	0.0	0	0.0	Gaming Cage Workers (433041)
50	11.1	0	0.0	8	1.8	0	0.0	0	0.0	Payroll & Timekeeping Clerks (433051)
0	0.0	0	0.0	0	0.0	0	0.0	0	0.0	Procurement Clerks (433061)
50	6.3	0	0.0	130	16.4	0	0.0	55	6.9	Tellers (433071)
1,083	12.6	154	1.8	793	9.2	55	0.6	246	2.9	Information & Record Clerks (434000)
0	0.0	0	0.0	0	0.0	0	0.0	0	0.0	Brokerage Clerks (434011)
0	0.0	0	0.0	20	28.6	0	0.0	0	0.0	Court, Municipal, & License Clerks (434031)
15	9.4	0	0.0	4	2.5	0	0.0	0	0.0	Credit Authorizers, Checkers, & Clerks (434041)
545	12.6	95	2.2	290	6.7	45	1.0	158	3.7	Customer Service Representatives (434051)
0	0.0	14	23.3	0	0.0	0	0.0	0	0.0	Eligibility Interviewers, Govt. Programs (434061)
70	14.4	10	2.1	60	12.4	0	0.0	4	0.8	File Clerks (434071)
0	0.0	0	0.0	10	28.6	0	0.0	10	28.6	Hotel, Motel, & Resort Desk Clerks (434081)
10	4.5	0	0.0	15	6.8	0	0.0	0	0.0	Interviewers, Except Eligibility & Loan (434111)
20	8.9	0	0.0	4	1.8	0	0.0	15	6.7	Library Assistants, Clerical (434121)
4	3.3	0	0.0	15	12.5	0	0.0	15	12.5	Loan Interviewers & Clerks (434131)
0	0.0	0	0.0	0	0.0	0	0.0	0	0.0	New Accounts Clerks (434141)
10	10.0	0	0.0	10	10.0	0	0.0	0	0.0	Human Res. Assists, Exc. Payroll Etc. (434161)
229	10.7	15	0.7	300	14.0	10	0.5	30	1.4	Receptionists & Information Clerks (434171)
80	40.0	0	0.0	20	10.0	0	0.0	10	5.0	Reserv. & Transp. Ticket Agts & Trav Clerks (434181)
15	15.0	0	0.0	10	10.0	0	0.0	4	4.0	Information & Record Clerks, All Other (434199)
85	25.0	20	5.9	35	10.3	0	0.0	0	0.0	Correspondence Clerks & Order Clerks (434XXX)
265	4.4	522	8.6	364	6.0	140	2.3	66	1.1	Material Recording, Scheduling, Etc. (435000)
0	0.0	0	0.0	0	0.0	0	0.0	0	0.0	Cargo & Freight Agents (435011)
10	2.6	50	13.0	10	2.6	10	2.6	0	0.0	Couriers & Messengers (435021)
40	9.0	4	0.9	19	4.3	4	0.9	4	0.9	Dispatchers (435030)
0	0.0	25	50.0	0	0.0	0	0.0	0	0.0	Meter Readers, Utilities (435041)
30	11.3	0	0.0	25	9.4	8	3.0	4	1.5	Postal Service Clerks (435051)
20	2.6	25	3.2	30	3.9	25	3.2	4	0.5	Postal Service Mail Carriers (435052)
40	14.5	19	6.9	45	16.4	0	0.0	0	0.0	Postal Service Mail Sorters, Processors, Etc. (435053)
30	5.4	10	1.8	40	7.1	8	1.4	4	0.7	Production, Planning, & Expediting Clerks (435061)
45	4.0	150	13.3	80	7.1	10	0.9	20	1.8	Shipping, Receiving, & Traffic Clerks (435071)
40	1.9	235	11.3	115	5.5	75	3.6	30	1.4	Stock Clerks & Order Fillers (435081)
10	12.5	4	5.0	0	0.0	0	0.0	0	0.0	Weighers, Measurers, Checkers, Etc. (435111)
730	9.5	4	0.1	390	5.1	8	0.1	94	1.2	Secretaries & Administrative Assistants (436000)
730	9.5	4	0.1	390	5.1	8	0.1	94	1.2	Secretaries & Administrative Assistants (436010)
515	8.9	82	1.4	483	8.4	121	2.1	151	2.6	Other Office & Admin. Support Workers (439000)

**CONNECTICUT OCCUPATIONAL STATISTICS**  
**for Equal Employment Opportunity and Affirmative Action Planning**  
**2000 Census of Population and Housing - Special EEO Tabulation**

**Bridgeport PMSA**

Occupation	Total All Races *	Total Civilian Labor Force				White Non-Hispanic				Black Non-Hispanic	
		Male	%	Female	%	Male	%	Female	%	Male	%
Computer Operators (439011)	530	248	46.8	290	54.7	150	28.3	195	36.8	40	7.5
Data Entry Keyers (439021)	1,045	283	27.1	760	72.7	150	14.4	460	44.0	50	4.8
Word Processors & Typists (439022)	370	29	7.8	335	90.5	10	2.7	195	52.7	15	4.1
Desktop Publishers (439031)	15	10	66.7	10	66.7	10	66.7	0	0.0	0	0.0
Insurance Claims & Policy Proc. Clerks (439041)	410	50	12.2	354	86.3	35	8.5	275	67.1	15	3.7
Mail Clerks & Mail Mach Oper., Exc. USPS (439051)	290	175	60.3	104	35.9	135	46.6	65	22.4	30	10.3
Office Clerks, General (439061)	2,145	277	12.9	1,870	87.2	195	9.1	1,510	70.4	44	2.1
Office Machine Operators, Exc. Computer (439071)	75	15	20.0	63	84.0	15	20.0	30	40.0	0	0.0
Proofreaders & Copy Markers (439081)	10	4	40.0	4	40.0	4	40.0	4	40.0	0	0.0
Statistical Assistants (439111)	70	0	0.0	65	92.9	0	0.0	55	78.6	0	0.0
Office & Admin. Support Workers, All Other (439199)	795	185	23.3	608	76.5	160	20.1	525	66.0	15	1.9
<b>FARMING, FISHING, &amp; FORESTRY OCCUPATIONS (450000)</b>	<b>219</b>	<b>173</b>	<b>79.0</b>	<b>45</b>	<b>20.5</b>	<b>104</b>	<b>47.5</b>	<b>15</b>	<b>6.8</b>	<b>10</b>	<b>4.6</b>
Super., Farming, Fishing, & Forestry Wrks (451000)	0	0	0.0	0	0.0	0	0.0	0	0.0	0	0.0
First-Line Sup./Mgrs. of Farming, Etc. (451010)	0	0	0.0	0	0.0	0	0.0	0	0.0	0	0.0
Agricultural Workers (452000)	150	105	70.0	45	30.0	60	40.0	15	10.0	10	6.7
Agricultural Inspectors (452011)	0	0	0.0	0	0.0	0	0.0	0	0.0	0	0.0
Graders & Sorters, Agricultural Products (452041)	10	10	100.0	0	0.0	0	0.0	0	0.0	0	0.0
Misc. Agric. Wrks, Incl. Animal Breeders (4520XX)	140	95	67.9	45	32.1	60	42.9	15	10.7	10	7.1
Fishing & Hunting Workers (453000)	50	50	100.0	0	0.0	40	80.0	0	0.0	0	0.0
Forest, Conservation, & Logging Workers (454000)	19	18	94.7	0	0.0	4	21.1	0	0.0	0	0.0
Forest & Conservation Workers (454011)	4	4	100.0	0	0.0	0	0.0	0	0.0	0	0.0
Logging Workers (454020)	15	14	93.3	0	0.0	4	26.7	0	0.0	0	0.0
<b>CONSTRUCTION &amp; EXTRACTION OCCUPATIONS (470000)</b>	<b>11,844</b>	<b>11,648</b>	<b>98.3</b>	<b>168</b>	<b>1.4</b>	<b>8,969</b>	<b>75.7</b>	<b>138</b>	<b>1.2</b>	<b>729</b>	<b>6.2</b>
Super., Construction & Extraction Workers (471000)	1,445	1,425	98.6	24	1.7	1,230	85.1	20	1.4	60	4.2
First-Line Sup./Mgrs. of Constr & Extr. Wrks (471011)	1,445	1,425	98.6	24	1.7	1,230	85.1	20	1.4	60	4.2
Construction Trades Workers (472000)	9,810	9,645	98.3	144	1.5	7,294	74.4	118	1.2	621	6.3
Boilermakers (472011)	30	23	76.7	0	0.0	4	13.3	0	0.0	15	50.0
Brickmasons, Blockmasons, & Stonemasons (472020)	435	409	94.0	25	5.7	255	58.6	25	5.7	4	0.9
Carpenters (472031)	2,585	2,564	99.2	19	0.7	2,070	80.1	15	0.6	150	5.8
Carpet, Floor, & Tile Installers & Finishers (472040)	340	339	99.7	0	0.0	320	94.1	0	0.0	0	0.0
Cement Masons, Concrete Finishers, Etc. (472050)	35	34	97.1	0	0.0	30	85.7	0	0.0	4	11.4
Construction Laborers (472061)	1,690	1,669	98.8	23	1.4	1,110	65.7	15	0.9	175	10.4
Paving, Surfacing, & Tamping Equip. Oper. (472071)	15	15	100.0	0	0.0	15	100.0	0	0.0	0	0.0
Miscellaneous Construction Equip. Oper. (47207X)	400	399	99.8	0	0.0	380	95.0	0	0.0	0	0.0
Drywall Install., Ceil. Tile Install., & Tapers (472080)	215	203	94.4	10	4.7	150	69.8	10	4.7	20	9.3
Electricians (472111)	1,035	1,024	98.9	15	1.4	865	83.6	15	1.4	50	4.8
Glaziers (472121)	30	24	80.0	0	0.0	20	66.7	0	0.0	0	0.0
Insulation Workers (472130)	40	40	100.0	0	0.0	10	25.0	0	0.0	30	75.0
Painters, Construction & Maintenance (472141)	1,510	1,480	98.0	34	2.3	915	60.6	20	1.3	55	3.6
Paperhangers (472142)	20	14	70.0	10	50.0	10	50.0	10	50.0	0	0.0
Pipelayers, Plumbers, Pipefitters, Etc. (472150)	815	803	98.5	4	0.5	715	87.7	4	0.5	39	4.8
Plasterers & Stucco Masons (472161)	0	0	0.0	0	0.0	0	0.0	0	0.0	0	0.0
Roofers (472181)	265	258	97.4	0	0.0	165	62.3	0	0.0	55	20.8
Sheet Metal Workers (472211)	285	283	99.3	4	1.4	215	75.4	4	1.4	20	7.0
Iron & Steel Workers (472XXX)	65	64	98.5	0	0.0	45	69.2	0	0.0	4	6.2
Helpers, Construction Trades (473000)	105	99	94.3	0	0.0	40	38.1	0	0.0	20	19.0
Helpers, Construction Trades (473010)	105	99	94.3	0	0.0	40	38.1	0	0.0	20	19.0
Other Construction & Related Workers (474000)	434	429	98.8	0	0.0	355	81.8	0	0.0	28	6.5
Construction & Building Inspectors (474011)	110	110	100.0	0	0.0	90	81.8	0	0.0	0	0.0
Elevator Installers & Repairers (474021)	55	55	100.0	0	0.0	55	100.0	0	0.0	0	0.0
Fence Erectors (474031)	15	14	93.3	0	0.0	10	66.7	0	0.0	0	0.0
Hazardous Materials Removal Workers (474041)	25	23	92.0	0	0.0	15	60.0	0	0.0	4	16.0

**CONNECTICUT OCCUPATIONAL STATISTICS**  
**for Equal Employment Opportunity and Affirmative Action Planning**  
**2000 Census of Population and Housing - Special EEO Tabulation**

**Bridgeport PMSA**

Black Non-Hispanic		Hispanic in Any Race				All Other Non-Hispanic				Occupation
Female	%	Male	%	Female	%	Male	%	Female	%	
50	9.4	24	4.5	30	5.7	34	6.4	15	2.8	Computer Operators (439011)
120	11.5	20	1.9	130	12.4	63	6.0	50	4.8	Data Entry Keyers (439021)
50	13.5	4	1.1	75	20.3	0	0.0	15	4.1	Word Processors & Typists (439022)
0	0.0	0	0.0	10	66.7	0	0.0	0	0.0	Desktop Publishers (439031)
45	11.0	0	0.0	34	8.3	0	0.0	0	0.0	Insurance Claims & Policy Proc. Clerks (439041)
15	5.2	10	3.4	10	3.4	0	0.0	14	4.8	Mail Clerks & Mail Mach Oper., Exc. USPS (439051)
185	8.6	24	1.1	130	6.1	14	0.7	45	2.1	Office Clerks, General (439061)
10	13.3	0	0.0	19	25.3	0	0.0	4	5.3	Office Machine Operators, Exc. Computer (439071)
0	0.0	0	0.0	0	0.0	0	0.0	0	0.0	Proofreaders & Copy Markers (439081)
10	14.3	0	0.0	0	0.0	0	0.0	0	0.0	Statistical Assistants (439111)
30	3.8	0	0.0	45	5.7	10	1.3	8	1.0	Office & Admin. Support Workers, All Other (439199)
<b>0</b>	<b>0.0</b>	<b>49</b>	<b>22.4</b>	<b>30</b>	<b>13.7</b>	<b>10</b>	<b>4.6</b>	<b>0</b>	<b>0.0</b>	<b>FARMING, FISHING, &amp; FORESTRY OCCUPATIONS (450000)</b>
0	0.0	0	0.0	0	0.0	0	0.0	0	0.0	Super., Farming, Fishing, & Forestry Wrks (451000)
0	0.0	0	0.0	0	0.0	0	0.0	0	0.0	First-Line Sup./Mgrs. of Farming, Etc. (451010)
0	0.0	35	23.3	30	20.0	0	0.0	0	0.0	Agricultural Workers (452000)
0	0.0	0	0.0	0	0.0	0	0.0	0	0.0	Agricultural Inspectors (452011)
0	0.0	10	100.0	0	0.0	0	0.0	0	0.0	Graders & Sorters, Agricultural Products (452041)
0	0.0	25	17.9	30	21.4	0	0.0	0	0.0	Misc. Agric. Wrks, Incl. Animal Breeders (4520XX)
0	0.0	10	20.0	0	0.0	0	0.0	0	0.0	Fishing & Hunting Workers (453000)
0	0.0	4	21.1	0	0.0	10	52.6	0	0.0	Forest, Conservation, & Logging Workers (454000)
0	0.0	4	100.0	0	0.0	0	0.0	0	0.0	Forest & Conservation Workers (454011)
0	0.0	0	0.0	0	0.0	10	66.7	0	0.0	Logging Workers (454020)
<b>0</b>	<b>0.0</b>	<b>1,315</b>	<b>11.1</b>	<b>30</b>	<b>0.3</b>	<b>635</b>	<b>5.4</b>	<b>0</b>	<b>0.0</b>	<b>CONSTRUCTION &amp; EXTRACTION OCCUPATIONS (470000)</b>
0	0.0	115	8.0	4	0.3	20	1.4	0	0.0	Super., Construction & Extraction Workers (471000)
0	0.0	115	8.0	4	0.3	20	1.4	0	0.0	First-Line Sup./Mgrs. of Constr & Extr. Wrks (471011)
0	0.0	1,123	11.4	26	0.3	607	6.2	0	0.0	Construction Trades Workers (472000)
0	0.0	4	13.3	0	0.0	0	0.0	0	0.0	Boilermakers (472011)
0	0.0	95	21.8	0	0.0	55	12.6	0	0.0	Brickmasons, Blockmasons, & Stonemasons (472020)
0	0.0	175	6.8	4	0.2	169	6.5	0	0.0	Carpenters (472031)
0	0.0	19	5.6	0	0.0	0	0.0	0	0.0	Carpet, Floor, & Tile Installers & Finishers (472040)
0	0.0	0	0.0	0	0.0	0	0.0	0	0.0	Cement Masons, Concrete Finishers, Etc. (472050)
0	0.0	280	16.6	8	0.5	104	6.2	0	0.0	Construction Laborers (472061)
0	0.0	0	0.0	0	0.0	0	0.0	0	0.0	Paving, Surfacing, & Tamping Equip. Oper. (472071)
0	0.0	4	1.0	0	0.0	15	3.8	0	0.0	Miscellaneous Construction Equip. Oper. (47207X)
0	0.0	8	3.7	0	0.0	25	11.6	0	0.0	Drywall Install., Ceil. Tile Install., & Tapers (472080)
0	0.0	80	7.7	0	0.0	29	2.8	0	0.0	Electricians (472111)
0	0.0	0	0.0	0	0.0	4	13.3	0	0.0	Glaziers (472121)
0	0.0	0	0.0	0	0.0	0	0.0	0	0.0	Insulation Workers (472130)
0	0.0	345	22.8	14	0.9	165	10.9	0	0.0	Painters, Construction & Maintenance (472141)
0	0.0	4	20.0	0	0.0	0	0.0	0	0.0	Paperhangers (472142)
0	0.0	20	2.5	0	0.0	29	3.6	0	0.0	Pipelayers, Plumbers, Pipefitters, Etc. (472150)
0	0.0	0	0.0	0	0.0	0	0.0	0	0.0	Plasterers & Stucco Masons (472161)
0	0.0	34	12.8	0	0.0	4	1.5	0	0.0	Roofers (472181)
0	0.0	40	14.0	0	0.0	8	2.8	0	0.0	Sheet Metal Workers (472211)
0	0.0	15	23.1	0	0.0	0	0.0	0	0.0	Iron & Steel Workers (472XXX)
0	0.0	35	33.3	0	0.0	4	3.8	0	0.0	Helpers, Construction Trades (473000)
0	0.0	35	33.3	0	0.0	4	3.8	0	0.0	Helpers, Construction Trades (473010)
0	0.0	42	9.7	0	0.0	4	0.9	0	0.0	Other Construction & Related Workers (474000)
0	0.0	20	18.2	0	0.0	0	0.0	0	0.0	Construction & Building Inspectors (474011)
0	0.0	0	0.0	0	0.0	0	0.0	0	0.0	Elevator Installers & Repairers (474021)
0	0.0	4	26.7	0	0.0	0	0.0	0	0.0	Fence Erectors (474031)
0	0.0	4	16.0	0	0.0	0	0.0	0	0.0	Hazardous Materials Removal Workers (474041)

**CONNECTICUT OCCUPATIONAL STATISTICS**  
**for Equal Employment Opportunity and Affirmative Action Planning**  
**2000 Census of Population and Housing - Special EEO Tabulation**

**Bridgeport PMSA**

Occupation	Total All Races *	Total Civilian Labor Force				White Non-Hispanic				Black Non-Hispanic	
		Male	%	Female	%	Male	%	Female	%	Male	%
Highway Maintenance Workers (474051)	165	163	98.8	0	0.0	125	75.8	0	0.0	20	12.1
Rail-Track Laying & Maint. Equip. Operators (474061)	4	4	100.0	0	0.0	0	0.0	0	0.0	4	100.0
Septic Tank Serv. & Sewer Pipe Cleaners (474071)	10	10	100.0	0	0.0	10	100.0	0	0.0	0	0.0
Misc. Construction & Rel. Workers (474090)	50	50	100.0	0	0.0	50	100.0	0	0.0	0	0.0
Extraction Workers (475000)	50	50	100.0	0	0.0	50	100.0	0	0.0	0	0.0
Earth Drillers, Except Oil & Gas (475021)	40	40	100.0	0	0.0	40	100.0	0	0.0	0	0.0
Expl. Wrks, Ord. Handling Experts, & Blasters (475031)	10	10	100.0	0	0.0	10	100.0	0	0.0	0	0.0
Mining Machine Operators (475040)	0	0	0.0	0	0.0	0	0.0	0	0.0	0	0.0
Misc. Extraction Workers, Etc. (4750XX)	0	0	0.0	0	0.0	0	0.0	0	0.0	0	0.0
Derrick, Rotary Drill, Etc., Oil, Gas, & Mining (4750YY)	0	0	0.0	0	0.0	0	0.0	0	0.0	0	0.0
<b>INSTALLATION, MAINTENANCE, &amp; REPAIR OCCS. (490000)</b>	<b>7,955</b>	<b>7,596</b>	<b>95.5</b>	<b>330</b>	<b>4.1</b>	<b>5,799</b>	<b>72.9</b>	<b>231</b>	<b>2.9</b>	<b>681</b>	<b>8.6</b>
Super. of Installation, Maint., & Repair Wrks. (491000)	515	444	86.2	64	12.4	360	69.9	30	5.8	55	10.7
First-Line Super./Mgrs. of Mechanics, Etc (491011)	515	444	86.2	64	12.4	360	69.9	30	5.8	55	10.7
Elect. & Electronic Equip. Mechanics, Etc. (492000)	1,235	1,098	88.9	128	10.4	920	74.5	110	8.9	78	6.3
Computer, ATM, & Office Mach Repairers (492011)	540	445	82.4	94	17.4	365	67.6	80	14.8	35	6.5
Radio & Telecomm. Equip. Install & Repair (492020)	390	370	94.9	20	5.1	290	74.4	20	5.1	35	9.0
Avionics Technicians (492091)	10	10	100.0	0	0.0	10	100.0	0	0.0	0	0.0
Electric Motor, Pwr Tool, & Related Repairers (492092)	55	50	90.9	4	7.3	50	90.9	0	0.0	0	0.0
Electr. Equip. Install & Repair, Motor Veh. (492096)	25	24	96.0	0	0.0	20	80.0	0	0.0	4	16.0
Electr. Home Entert. Equip. Install & Repair (492097)	45	34	75.6	10	22.2	30	66.7	10	22.2	4	8.9
Security & Fire Alarm Systems Installers (492098)	120	115	95.8	0	0.0	105	87.5	0	0.0	0	0.0
Elect/Electr Repr, Ind., Utility, & Transp. Equip. (49209X)	50	50	100.0	0	0.0	50	100.0	0	0.0	0	0.0
Veh. & Mobile Equip. Mechs, Installers (493000)	2,955	2,904	98.3	37	1.3	2,120	71.7	8	0.3	270	9.1
Aircraft Mechanics & Service Techs (493011)	280	254	90.7	29	10.4	220	78.6	4	1.4	20	7.1
Automotive Body & Related Repairers (493021)	340	329	96.8	4	1.2	235	69.1	4	1.2	25	7.4
Automotive Glass Installers & Repairers (493022)	20	20	100.0	0	0.0	20	100.0	0	0.0	0	0.0
Automotive Service Techs & Mechanics (493023)	1,745	1,738	99.6	4	0.2	1,210	69.3	0	0.0	160	9.2
Bus & Truck Mechs & Diesel Eng. Specialists (493031)	275	275	100.0	0	0.0	225	81.8	0	0.0	20	7.3
Heavy Veh. & Mob. Equip. Serv. Techs & Mechs (493040)	125	124	99.2	0	0.0	80	64.0	0	0.0	25	20.0
Small Engine Mechanics (493050)	110	104	94.5	0	0.0	90	81.8	0	0.0	10	9.1
Misc. Veh. & Mob. Equip. Mechs, Etc. (493090)	60	60	100.0	0	0.0	40	66.7	0	0.0	10	16.7
Other Installation, Maint. & Repair Occs (499000)	3,250	3,150	96.9	101	3.1	2,399	73.8	83	2.6	278	8.6
Control & Valve Installers & Repairers (499010)	55	55	100.0	0	0.0	55	100.0	0	0.0	0	0.0
Heating, AC, & Refrig. Mechs & Installers (499021)	605	609	100.7	0	0.0	545	90.1	0	0.0	20	3.3
Home Appliance Repairers (499031)	85	85	100.0	0	0.0	85	100.0	0	0.0	0	0.0
Maintenance & Repair Workers, General (499042)	800	780	97.5	24	3.0	500	62.5	20	2.5	140	17.5
Maintenance Workers, Machinery (499043)	0	0	0.0	0	0.0	0	0.0	0	0.0	0	0.0
Millwrights (499044)	60	39	65.0	25	41.7	35	58.3	15	25.0	4	6.7
Ind. & Refractory Machinery Mechanics (49904X)	670	633	94.5	30	4.5	445	66.4	30	4.5	40	6.0
Electrical Power-Line Installers & Repairers (499051)	175	175	100.0	0	0.0	120	68.6	0	0.0	15	8.6
Telecomm. Line Installers & Repairers (499052)	215	213	99.1	0	0.0	150	69.8	0	0.0	35	16.3
Precision Instrument & Equip. Repairers (499060)	95	80	84.2	14	14.7	80	84.2	10	10.5	0	0.0
Coin, Vending, & Amuse. Mach Servicers (499091)	10	4	40.0	4	40.0	4	40.0	4	40.0	0	0.0
Locksmiths & Safe Repairers (499094)	35	35	100.0	0	0.0	35	100.0	0	0.0	0	0.0
Manufactured Bldg & Mobile Home Install (499095)	10	10	100.0	0	0.0	10	100.0	0	0.0	0	0.0
Riggers (499096)	10	10	100.0	0	0.0	10	100.0	0	0.0	0	0.0
Helpers--Installation, Maint., & Rep. Wrks (499098)	85	84	98.8	4	4.7	50	58.8	4	4.7	4	4.7
Other Install., Maint., & Rpr. Wrks, Etc. (49909X)	340	338	99.4	0	0.0	275	80.9	0	0.0	20	5.9
<b>PRODUCTION OCCUPATIONS (510000)</b>	<b>19,356</b>	<b>12,553</b>	<b>64.9</b>	<b>6,736</b>	<b>34.8</b>	<b>8,263</b>	<b>42.7</b>	<b>3,199</b>	<b>16.5</b>	<b>1,302</b>	<b>6.7</b>
Supervisors, Production Workers (511000)	2,280	1,749	76.7	525	23.0	1,420	62.3	315	13.8	125	5.5
First-Line Supr./Mgrs. of Prod. & Oper. Wrks (511011)	2,280	1,749	76.7	525	23.0	1,420	62.3	315	13.8	125	5.5
Assemblers & Fabricators (512000)	2,939	1,368	46.5	1,556	52.9	789	26.8	645	21.9	220	7.5

**CONNECTICUT OCCUPATIONAL STATISTICS**  
**for Equal Employment Opportunity and Affirmative Action Planning**  
**2000 Census of Population and Housing - Special EEO Tabulation**

**Bridgeport PMSA**

Black Non-Hispanic		Hispanic in Any Race				All Other Non-Hispanic				Occupation
Female	%	Male	%	Female	%	Male	%	Female	%	
0	0.0	14	8.5	0	0.0	4	2.4	0	0.0	Highway Maintenance Workers (474051)
0	0.0	0	0.0	0	0.0	0	0.0	0	0.0	Rail-Track Laying & Maint. Equip. Operators (474061)
0	0.0	0	0.0	0	0.0	0	0.0	0	0.0	Septic Tank Serv. & Sewer Pipe Cleaners (474071)
0	0.0	0	0.0	0	0.0	0	0.0	0	0.0	Misc. Construction & Rel. Workers (474090)
0	0.0	0	0.0	0	0.0	0	0.0	0	0.0	Extraction Workers (475000)
0	0.0	0	0.0	0	0.0	0	0.0	0	0.0	Earth Drillers, Except Oil & Gas (475021)
0	0.0	0	0.0	0	0.0	0	0.0	0	0.0	Expl. Wrkrs, Ord. Handling Experts, & Blasters (475031)
0	0.0	0	0.0	0	0.0	0	0.0	0	0.0	Mining Machine Operators (475040)
0	0.0	0	0.0	0	0.0	0	0.0	0	0.0	Misc. Extraction Workers, Etc. (4750XX)
0	0.0	0	0.0	0	0.0	0	0.0	0	0.0	Derrick, Rotary Drill, Etc., Oil, Gas, & Mining (4750YY)
<b>73</b>	<b>0.9</b>	<b>892</b>	<b>11.2</b>	<b>8</b>	<b>0.1</b>	<b>224</b>	<b>2.8</b>	<b>18</b>	<b>0.2</b>	<b>INSTALLATION, MAINTENANCE, &amp; REPAIR OCCS. (490000)</b>
30	5.8	25	4.9	4	0.8	4	0.8	0	0.0	Super. of Installation, Maint., & Repair Wrkrs. (491000)
30	5.8	25	4.9	4	0.8	4	0.8	0	0.0	First-Line Super./Mgrs. of Mechanics, Etc (491011)
4	0.3	85	6.9	4	0.3	15	1.2	10	0.8	Elect. & Electronic Equip. Mechanics, Etc. (492000)
4	0.7	45	8.3	0	0.0	0	0.0	10	1.9	Computer, ATM, & Office Mach Repairers (492011)
0	0.0	30	7.7	0	0.0	15	3.8	0	0.0	Radio & Telecomm. Equip. Install & Repair (492020)
0	0.0	0	0.0	0	0.0	0	0.0	0	0.0	Avionics Technicians (492091)
0	0.0	0	0.0	4	7.3	0	0.0	0	0.0	Electric Motor, Pwr Tool, & Related Repairers (492092)
0	0.0	0	0.0	0	0.0	0	0.0	0	0.0	Electr. Equip. Install & Repair, Motor Veh. (492096)
0	0.0	0	0.0	0	0.0	0	0.0	0	0.0	Electr. Home Entert. Equip. Install & Repair (492097)
0	0.0	10	8.3	0	0.0	0	0.0	0	0.0	Security & Fire Alarm Systems Installers (492098)
0	0.0	0	0.0	0	0.0	0	0.0	0	0.0	Elect/Electr Repr, Ind., Utility, & Transp. Equip. (49209X)
25	0.8	399	13.5	0	0.0	115	3.9	4	0.1	Veh. & Mobile Equip. Mechs, Installers (493000)
25	8.9	10	3.6	0	0.0	4	1.4	0	0.0	Aircraft Mechanics & Service Techs (493011)
0	0.0	50	14.7	0	0.0	19	5.6	0	0.0	Automotive Body & Related Repairers (493021)
0	0.0	0	0.0	0	0.0	0	0.0	0	0.0	Automotive Glass Installers & Repairers (493022)
0	0.0	290	16.6	0	0.0	78	4.5	4	0.2	Automotive Service Techs & Mechanics (493023)
0	0.0	20	7.3	0	0.0	10	3.6	0	0.0	Bus & Truck Mechs & Diesel Eng. Specialists (493031)
0	0.0	15	12.0	0	0.0	4	3.2	0	0.0	Heavy Veh. & Mob. Equip. Serv. Techs & Mechs (493040)
0	0.0	4	3.6	0	0.0	0	0.0	0	0.0	Small Engine Mechanics (493050)
0	0.0	10	16.7	0	0.0	0	0.0	0	0.0	Misc. Veh. & Mob. Equip. Mechs, Etc. (493090)
14	0.4	383	11.8	0	0.0	90	2.8	4	0.1	Other Installation, Maint. & Repair Occs (499000)
0	0.0	0	0.0	0	0.0	0	0.0	0	0.0	Control & Valve Installers & Repairers (499010)
0	0.0	25	4.1	0	0.0	19	3.1	0	0.0	Heating, AC, & Refrig. Mechs & Installers (499021)
0	0.0	0	0.0	0	0.0	0	0.0	0	0.0	Home Appliance Repairers (499031)
0	0.0	110	13.8	0	0.0	30	3.8	4	0.5	Maintenance & Repair Workers, General (499042)
0	0.0	0	0.0	0	0.0	0	0.0	0	0.0	Maintenance Workers, Machinery (499043)
10	16.7	0	0.0	0	0.0	0	0.0	0	0.0	Millwrights (499044)
0	0.0	125	18.7	0	0.0	23	3.4	0	0.0	Ind. & Refractory Machinery Mechanics (49904X)
0	0.0	40	22.9	0	0.0	0	0.0	0	0.0	Electrical Power-Line Installers & Repairers (499051)
0	0.0	24	11.2	0	0.0	4	1.9	0	0.0	Telecomm. Line Installers & Repairers (499052)
4	4.2	0	0.0	0	0.0	0	0.0	0	0.0	Precision Instrument & Equip. Repairers (499060)
0	0.0	0	0.0	0	0.0	0	0.0	0	0.0	Coin, Vending, & Amuse. Mach Servicers (499091)
0	0.0	0	0.0	0	0.0	0	0.0	0	0.0	Locksmiths & Safe Repairers (499094)
0	0.0	0	0.0	0	0.0	0	0.0	0	0.0	Manufactured Blding & Mobile Home Install (499095)
0	0.0	0	0.0	0	0.0	0	0.0	0	0.0	Riggers (499096)
0	0.0	30	35.3	0	0.0	0	0.0	0	0.0	Helpers--Installation, Maint., & Rep. Wrkrs (499098)
0	0.0	29	8.5	0	0.0	14	4.1	0	0.0	Other Install., Maint., & Rpr. Wrkrs, Etc. (49909X)
<b>923</b>	<b>4.8</b>	<b>2,110</b>	<b>10.9</b>	<b>1,979</b>	<b>10.2</b>	<b>878</b>	<b>4.5</b>	<b>635</b>	<b>3.3</b>	<b>PRODUCTION OCCUPATIONS (510000)</b>
55	2.4	165	7.2	110	4.8	39	1.7	45	2.0	Supervisors, Production Workers (511000)
55	2.4	165	7.2	110	4.8	39	1.7	45	2.0	First-Line Supr./Mgrs. of Prod. & Oper. Wrkrs (511011)
225	7.7	215	7.3	453	15.4	144	4.9	233	7.9	Assemblers & Fabricators (512000)

**CONNECTICUT OCCUPATIONAL STATISTICS**  
**for Equal Employment Opportunity and Affirmative Action Planning**  
**2000 Census of Population and Housing - Special EEO Tabulation**

**Bridgeport PMSA**

Occupation	Total All Races *	Total Civilian Labor Force				White Non-Hispanic				Black Non-Hispanic	
		Male	%	Female	%	Male	%	Female	%	Male	%
Aircraft Struct., Surf., Rig. Assemblers (512011)	175	85	48.6	82	46.9	55	31.4	40	22.9	20	11.4
Elect., Electr., & Electromech. Assemblers (512020)	745	280	37.6	470	63.1	205	27.5	185	24.8	15	2.0
Engine & Other Machine Assemblers (512031)	65	65	100.0	0	0.0	55	84.6	0	0.0	0	0.0
Structural Metal Fabricators & Filters (512041)	4	4	100.0	0	0.0	4	100.0	0	0.0	0	0.0
Miscellaneous Assemblers & Fabricators (512090)	1,950	934	47.9	1,004	51.5	470	24.1	420	21.5	185	9.5
Food Processing Workers (513000)	750	493	65.7	254	33.9	279	37.2	120	16.0	75	10.0
Bakers (513011)	380	224	58.9	155	40.8	130	34.2	65	17.1	25	6.6
Butchers/Other Meat, Poultry, Fish Proc Wrks (513020)	275	235	85.5	39	14.2	145	52.7	10	3.6	30	10.9
Food & Tob. Roasting, Etc. Mach Op/Tenders (513091)	0	0	0.0	0	0.0	0	0.0	0	0.0	0	0.0
Food Batchmakers (513092)	80	34	42.5	45	56.3	4	5.0	30	37.5	20	25.0
Food Cooking Machine Operators & Tenders (513093)	15	0	0.0	15	100.0	0	0.0	15	100.0	0	0.0
Metal Workers & Plastic Workers (514000)	5,125	4,053	79.1	1,050	20.5	2,729	53.2	462	9.0	278	5.4
Computer Control Programmers & Operators (514010)	85	73	85.9	4	4.7	30	35.3	4	4.7	4	4.7
Extr. & Drawing Mach Set, Etc, Metal & Plastic (514021)	20	19	95.0	0	0.0	0	0.0	0	0.0	0	0.0
Forging Mach Setters, Etc., Metal & Plastic (514022)	30	18	60.0	10	33.3	4	13.3	0	0.0	0	0.0
Rolling Mach Setters, Etc., Metal & Plastic (514023)	0	0	0.0	0	0.0	0	0.0	0	0.0	0	0.0
Cut, Punch, & Press Mach Set, Etc., M/P (514031)	145	125	86.2	19	13.1	85	58.6	15	10.3	0	0.0
Drill & Boring Mach Tool Setters, Etc., M/P (514032)	35	34	97.1	4	11.4	20	57.1	4	11.4	4	11.4
Grinding, Etc. Mach Tool Setters, Etc., M/P (514033)	150	115	76.7	34	22.7	70	46.7	30	20.0	10	6.7
Lathe & Turning Mach Tool Setters, Etc., M/P (514034)	20	15	75.0	4	20.0	15	75.0	0	0.0	0	0.0
Machinists (514041)	1,135	1,024	90.2	110	9.7	890	78.4	65	5.7	35	3.1
Metal Furnace & Kiln Operators & Tenders (514050)	35	35	100.0	0	0.0	35	100.0	0	0.0	0	0.0
Model Makers & Patternmakers, M/P (514060)	20	20	100.0	0	0.0	20	100.0	0	0.0	0	0.0
Molders & Molding Mach Setters, Etc., M/P (514070)	120	104	86.7	14	11.7	70	58.3	4	3.3	15	12.5
Tool & Die Makers (514111)	480	459	95.6	19	4.0	410	85.4	0	0.0	0	0.0
Welding, Soldering, & Brazing Workers (514120)	575	429	74.6	139	24.2	280	48.7	30	5.2	85	14.8
Heat Treating Equip. Setters, Etc., M/P (514191)	40	39	97.5	0	0.0	20	50.0	0	0.0	15	37.5
Lay-Out Workers, Metal & Plastic (514192)	15	15	100.0	0	0.0	15	100.0	0	0.0	0	0.0
Plating & Coating Mach Setters, Etc., M/P (514193)	75	60	80.0	14	18.7	35	46.7	10	13.3	0	0.0
Tool Grinders, Filers, & Sharpeners (514194)	30	19	63.3	10	33.3	15	50.0	0	0.0	0	0.0
Other Metal & Plastic Workers, Incl. Milling, Etc. (514XXX)	2,115	1,450	68.6	669	31.6	715	33.8	300	14.2	110	5.2
Printing Workers (515000)	830	603	72.7	223	26.9	415	50.0	155	18.7	24	2.9
Bookbinders & Bindery Workers (515010)	65	29	44.6	30	46.2	15	23.1	20	30.8	0	0.0
Job Printers (515021)	130	89	68.5	39	30.0	65	50.0	35	26.9	4	3.1
Prepress Technicians & Workers (515022)	250	165	66.0	85	34.0	130	52.0	85	34.0	20	8.0
Printing Machine Operators (515023)	385	320	83.1	69	17.9	205	53.2	15	3.9	0	0.0
Textile, Apparel, & Furnishings Workers (516000)	1,269	538	42.4	720	56.7	219	17.3	314	24.7	134	10.6
Laundry & Dry-Cleaning Workers (516011)	360	129	35.8	234	65.0	45	12.5	105	29.2	45	12.5
Pressers, Textile, Garment, & Rel. Materials (516021)	230	133	57.8	89	38.7	25	10.9	0	0.0	65	28.3
Sewing Machine Operators (516031)	375	115	30.7	260	69.3	45	12.0	115	30.7	10	2.7
Shoe & Leather Workers & Repairers (516041)	40	40	100.0	0	0.0	40	100.0	0	0.0	0	0.0
Shoe Machine Operators & Tenders (516042)	4	0	0.0	4	100.0	0	0.0	4	100.0	0	0.0
Tailors, Dressmakers, & Sewers (516050)	150	24	16.0	123	82.0	20	13.3	80	53.3	0	0.0
Textile Bleaching & Dyeing Mach Op/Tenders (516061)	0	0	0.0	0	0.0	0	0.0	0	0.0	0	0.0
Textile Cutting Mach Setters, Opers/Tenders (516062)	0	0	0.0	0	0.0	0	0.0	0	0.0	0	0.0
Textile Knitting & Weaving Mach Setters, Etc. (516063)	0	0	0.0	0	0.0	0	0.0	0	0.0	0	0.0
Textile Winding, Etc. Mach Setters, Op/Tenders (516064)	0	0	0.0	0	0.0	0	0.0	0	0.0	0	0.0
Upholsterers (516093)	90	89	98.9	0	0.0	40	44.4	0	0.0	14	15.6
Misc. Textile, App, & Furn. Wrks, Exc. Upholst (51609X)	20	8	40.0	10	50.0	4	20.0	10	50.0	0	0.0
Woodworkers (517000)	220	187	85.0	29	13.2	140	63.6	19	8.6	18	8.2
Cabinetmakers & Bench Carpenters (517011)	100	80	80.0	15	15.0	55	55.0	15	15.0	0	0.0
Furniture Finishers (517021)	65	69	106.2	0	0.0	55	84.6	0	0.0	10	15.4



**CONNECTICUT OCCUPATIONAL STATISTICS**  
**for Equal Employment Opportunity and Affirmative Action Planning**  
**2000 Census of Population and Housing - Special EEO Tabulation**

**Bridgeport PMSA**

Black Non-Hispanic		Hispanic in Any Race				All Other Non-Hispanic				Occupation
Female	%	Male	%	Female	%	Male	%	Female	%	
10	5.7	10	5.7	8	4.6	0	0.0	24	13.7	Aircraft Struct., Surf., Rig. Assemblers (512011)
70	9.4	40	5.4	140	18.8	20	2.7	75	10.1	Elect., Electr., & Electromech. Assemblers (512020)
0	0.0	10	15.4	0	0.0	0	0.0	0	0.0	Engine & Other Machine Assemblers (512031)
0	0.0	0	0.0	0	0.0	0	0.0	0	0.0	Structural Metal Fabricators & Fitters (512041)
145	7.4	155	7.9	305	15.6	124	6.4	134	6.9	Miscellaneous Assemblers & Fabricators (512090)
70	9.3	90	12.0	34	4.5	49	6.5	30	4.0	Food Processing Workers (513000)
45	11.8	65	17.1	30	7.9	4	1.1	15	3.9	Bakers (513011)
25	9.1	25	9.1	4	1.5	35	12.7	0	0.0	Butchers/Other Meat, Poultry, Fish Proc Wrkrs (513020)
0	0.0	0	0.0	0	0.0	0	0.0	0	0.0	Food & Tob. Roasting, Etc. Mach Op/Tenders (513091)
0	0.0	0	0.0	0	0.0	10	12.5	15	18.8	Food Batchmakers (513092)
0	0.0	0	0.0	0	0.0	0	0.0	0	0.0	Food Cooking Machine Operators & Tenders (513093)
104	2.0	745	14.5	371	7.2	301	5.9	113	2.2	Metal Workers & Plastic Workers (514000)
0	0.0	4	4.7	0	0.0	35	41.2	0	0.0	Computer Control Programmers & Operators (514010)
0	0.0	4	20.0	0	0.0	15	75.0	0	0.0	Extr. & Drawing Mach Set, Etc, Metal & Plastic (514021)
0	0.0	4	13.3	10	33.3	10	33.3	0	0.0	Forging Mach Setters, Etc., Metal & Plastic (514022)
0	0.0	0	0.0	0	0.0	0	0.0	0	0.0	Rolling Mach Setters, Etc., Metal & Plastic (514023)
0	0.0	30	20.7	4	2.8	10	6.9	0	0.0	Cut, Punch, & Press Mach Set, Etc., M/P (514031)
0	0.0	10	28.6	0	0.0	0	0.0	0	0.0	Drill & Boring Mach Tool Setters, Etc., M/P (514032)
0	0.0	35	23.3	4	2.7	0	0.0	0	0.0	Grinding, Etc. Mach Tool Setters, Etc., M/P (514033)
4	20.0	0	0.0	0	0.0	0	0.0	0	0.0	Lathe & Turning Mach Tool Setters, Etc., M/P (514034)
20	1.8	80	7.0	25	2.2	19	1.7	0	0.0	Machinists (514041)
0	0.0	0	0.0	0	0.0	0	0.0	0	0.0	Metal Furnace & Kiln Operators & Tenders (514050)
0	0.0	0	0.0	0	0.0	0	0.0	0	0.0	Model Makers & Patternmakers, M/P (514060)
0	0.0	15	12.5	10	8.3	4	3.3	0	0.0	Molders & Molding Mach Setters, Etc., M/P (514070)
0	0.0	34	7.1	19	4.0	15	3.1	0	0.0	Tool & Die Makers (514111)
15	2.6	45	7.8	90	15.7	19	3.3	4	0.7	Welding, Soldering, & Brazing Workers (514120)
0	0.0	4	10.0	0	0.0	0	0.0	0	0.0	Heat Treating Equip. Setters, Etc., M/P (514191)
0	0.0	0	0.0	0	0.0	0	0.0	0	0.0	Lay-Out Workers, Metal & Plastic (514192)
0	0.0	25	33.3	4	5.3	0	0.0	0	0.0	Plating & Coating Mach Setters, Etc., M/P (514193)
0	0.0	0	0.0	10	33.3	4	13.3	0	0.0	Tool Grinders, Filers, & Sharpeners (514194)
65	3.1	455	21.5	195	9.2	170	8.0	109	5.2	Other Metal & Plastic Workers, Incl. Milling, Etc. (514XXX)
25	3.0	119	14.3	43	5.2	45	5.4	0	0.0	Printing Workers (515000)
0	0.0	14	21.5	10	15.4	0	0.0	0	0.0	Bookbinders & Bindery Workers (515010)
0	0.0	0	0.0	4	3.1	20	15.4	0	0.0	Job Printers (515021)
0	0.0	15	6.0	0	0.0	0	0.0	0	0.0	Prepress Technicians & Workers (515022)
25	6.5	90	23.4	29	7.5	25	6.5	0	0.0	Printing Machine Operators (515023)
124	9.8	142	11.2	209	16.5	43	3.4	73	5.8	Textile, Apparel, & Furnishings Workers (516000)
50	13.9	19	5.3	75	20.8	20	5.6	4	1.1	Laundry & Dry-Cleaning Workers (516011)
40	17.4	24	10.4	39	17.0	19	8.3	10	4.3	Pressers, Textile, Garment, & Rel. Materials (516021)
30	8.0	60	16.0	70	18.7	0	0.0	45	12.0	Sewing Machine Operators (516031)
0	0.0	0	0.0	0	0.0	0	0.0	0	0.0	Shoe & Leather Workers & Repairers (516041)
0	0.0	0	0.0	0	0.0	0	0.0	0	0.0	Shoe Machine Operators & Tenders (516042)
4	2.7	0	0.0	25	16.7	4	2.7	14	9.3	Tailors, Dressmakers, & Sewers (516050)
0	0.0	0	0.0	0	0.0	0	0.0	0	0.0	Textile Bleaching & Dyeing Mach Op/Tenders (516061)
0	0.0	0	0.0	0	0.0	0	0.0	0	0.0	Textile Cutting Mach Setters, Opers/Tenders (516062)
0	0.0	0	0.0	0	0.0	0	0.0	0	0.0	Textile Knitting & Weaving Mach Setters, Etc. (516063)
0	0.0	0	0.0	0	0.0	0	0.0	0	0.0	Textile Winding, Etc. Mach Setters, Op/Tenders (516064)
0	0.0	35	38.9	0	0.0	0	0.0	0	0.0	Upholsterers (516093)
0	0.0	4	20.0	0	0.0	0	0.0	0	0.0	Misc. Textile, App, & Furn. Wrkrs, Exc. Upholst (51609X)
0	0.0	25	11.4	0	0.0	4	1.8	10	4.5	Woodworkers (517000)
0	0.0	25	25.0	0	0.0	0	0.0	0	0.0	Cabinetmakers & Bench Carpenters (517011)
0	0.0	0	0.0	0	0.0	4	6.2	0	0.0	Furniture Finishers (517021)



**CONNECTICUT OCCUPATIONAL STATISTICS**  
**for Equal Employment Opportunity and Affirmative Action Planning**  
**2000 Census of Population and Housing - Special EEO Tabulation**

**Bridgeport PMSA**

Occupation	Total All Races *	Total Civilian Labor Force				White Non-Hispanic				Black Non-Hispanic	
		Male	%	Female	%	Male	%	Female	%	Male	%
Sawing Mach Setters, Opers, & Tenders, Wood (517041)	20	10	50.0	10	50.0	10	50.0	0	0.0	0	0.0
Woodwork Mach Setters, Op/Tenders, Exc. Sawing (517042)	10	4	40.0	4	40.0	0	0.0	4	40.0	4	40.0
Misc. Woodworkers (5170XX)	25	24	96.0	0	0.0	20	80.0	0	0.0	4	16.0
Plant & System Operators (518000)	265	264	99.6	0	0.0	220	83.0	0	0.0	20	7.5
Power Plant Operators, Distr, & Dispatchers (518010)	75	75	100.0	0	0.0	55	73.3	0	0.0	10	13.3
Stationary Engineers & Boiler Operators (518021)	110	109	99.1	0	0.0	105	95.5	0	0.0	0	0.0
Water & Liq Waste Treat Plant & Sys. Opers (518031)	55	55	100.0	0	0.0	35	63.6	0	0.0	10	18.2
Miscellaneous Plant & System Operators (518090)	25	25	100.0	0	0.0	25	100.0	0	0.0	0	0.0
Other Production Occupations (519000)	5,678	3,298	58.1	2,379	41.9	2,052	36.1	1,169	20.6	408	7.2
Chem. Proc. Mach Setters, Ops, & Tenders (519010)	105	105	100.0	4	3.8	50	47.6	0	0.0	15	14.3
Crushing, Grinding, Etc. Workers (519020)	165	143	86.7	14	8.5	90	54.5	4	2.4	35	21.2
Cutting Workers (519030)	80	58	72.5	20	25.0	50	62.5	10	12.5	4	5.0
Extruding, Form, Press Mach Setters, Opers (519041)	20	10	50.0	10	50.0	0	0.0	10	50.0	0	0.0
Furnace, Kiln, Oven, Drier, & Kettle Op/Tenders (519051)	20	8	40.0	10	50.0	4	20.0	0	0.0	0	0.0
Inspectors, Testers, Sorters, Samplers, Weighers (519061)	1,940	1,125	58.0	803	41.4	860	44.3	450	23.2	90	4.6
Jewelers & Precious Stone & Metal Workers (519071)	65	24	36.9	45	69.2	20	30.8	25	38.5	0	0.0
Medical, Dental, & Ophthalmic Laboratory Techns (519080)	170	99	58.2	74	43.5	85	50.0	30	17.6	10	5.9
Packaging & Filling Mach Operators & Tenders (519111)	350	80	22.9	264	75.4	30	8.6	85	24.3	10	2.9
Painting Workers (519120)	285	250	87.7	30	10.5	115	40.4	20	7.0	25	8.8
Photog Process Wrkrs & Processing Mach Ops (519130)	255	140	54.9	115	45.1	110	43.1	85	33.3	30	11.8
Cementing & Gluing Machine Ops & Tenders (519191)	25	10	40.0	20	80.0	10	40.0	10	40.0	0	0.0
Cleaning, Washing, & Metal Pickling Eq Op/Tenders (519192)	4	4	100.0	0	0.0	4	100.0	0	0.0	0	0.0
Etchers & Engravers (519194)	30	29	96.7	0	0.0	4	13.3	0	0.0	0	0.0
Molders, Shapers, & Casters, Exc Metal & Plastic (519195)	65	70	107.7	0	0.0	55	84.6	0	0.0	0	0.0
Paper Goods Machine Setters, Op/Tenders (519196)	10	4	40.0	10	100.0	0	0.0	0	0.0	4	40.0
Tire Builders (519197)	4	4	100.0	0	0.0	0	0.0	0	0.0	0	0.0
Helpers - Production Workers (519198)	60	40	66.7	25	41.7	10	16.7	15	25.0	0	0.0
Other Production Workers (5191XX)	2,025	1,095	54.1	935	46.2	555	27.4	425	21.0	185	9.1
<b>TRANSP. &amp; MATERIAL MOVING OCCUPATIONS (530000)</b>	<b>10,518</b>	<b>8,862</b>	<b>84.3</b>	<b>1,620</b>	<b>15.4</b>	<b>5,678</b>	<b>54.0</b>	<b>825</b>	<b>7.8</b>	<b>1,623</b>	<b>15.4</b>
Super., Transportation & Material Moving Wrkrs (531000)	390	324	83.1	58	14.9	235	60.3	25	6.4	25	6.4
Air Transportation Workers (532000)	170	140	82.4	35	20.6	140	82.4	20	11.8	0	0.0
Aircraft Pilots & Flight Engineers (532010)	130	100	76.9	35	26.9	100	76.9	20	15.4	0	0.0
Air Traffic Control & Airfield Ops Specialists (532020)	40	40	100.0	0	0.0	40	100.0	0	0.0	0	0.0
Motor Vehicle Operators (533000)	5,375	4,884	90.9	482	9.0	3,170	59.0	275	5.1	904	16.8
Bus Drivers (533020)	820	474	57.8	334	40.7	230	28.0	205	25.0	189	23.0
Driver/Sales Workers & Truck Drivers (533030)	3,875	3,795	97.9	79	2.0	2,625	67.7	55	1.4	560	14.5
Taxi Drivers & Chauffeurs (533041)	620	565	91.1	59	9.5	275	44.4	15	2.4	145	23.4
Misc. Motor Vehicle Opers, Incl. Amb. Drivers (5330XX)	60	50	83.3	10	16.7	40	66.7	0	0.0	10	16.7
Rail Transportation Workers (534000)	85	74	87.1	10	11.8	60	70.6	10	11.8	10	11.8
Locomotive Engineers & Operators (534010)	30	30	100.0	0	0.0	20	66.7	0	0.0	10	33.3
Railroad Brake, Signal, & Switch Operators (534021)	0	0	0.0	0	0.0	0	0.0	0	0.0	0	0.0
Railroad Conductors & Yardmasters (534031)	45	34	75.6	10	22.2	30	66.7	10	22.2	0	0.0
Subway, Streetcar, & Other Rail Transp. Workers (5340XX)	10	10	100.0	0	0.0	10	100.0	0	0.0	0	0.0
Water Transportation Workers (535000)	55	55	100.0	0	0.0	55	100.0	0	0.0	0	0.0
Sailors & Marine Oilers (535011)	15	15	100.0	0	0.0	15	100.0	0	0.0	0	0.0
Ship & Boat Captains & Operators (535020)	25	25	100.0	0	0.0	25	100.0	0	0.0	0	0.0
Ship Engineers (535031)	15	15	100.0	0	0.0	15	100.0	0	0.0	0	0.0
Other Transportation Workers (536000)	309	266	86.1	34	11.0	214	69.3	10	3.2	30	9.7
Parking Lot Attendants (536021)	45	33	73.3	10	22.2	15	33.3	0	0.0	10	22.2
Service Station Attendants (536031)	240	209	87.1	24	10.0	185	77.1	10	4.2	10	4.2
Transportation Inspectors (536051)	20	20	100.0	0	0.0	10	50.0	0	0.0	10	50.0
Misc. Transportation Workers (5360XX)	4	4	100.0	0	0.0	4	100.0	0	0.0	0	0.0

**CONNECTICUT OCCUPATIONAL STATISTICS**  
**for Equal Employment Opportunity and Affirmative Action Planning**  
**2000 Census of Population and Housing - Special EEO Tabulation**

**Bridgeport PMSA**

Black Non-Hispanic		Hispanic in Any Race				All Other Non-Hispanic				Occupation
Female	%	Male	%	Female	%	Male	%	Female	%	
0	0.0	0	0.0	0	0.0	0	0.0	10	50.0	Sawing Mach Setters, Opers, & Tenders, Wood (517041)
0	0.0	0	0.0	0	0.0	0	0.0	0	0.0	Woodwork Mach Setters, Op/Tenders, Exc. Sawing (517042)
0	0.0	0	0.0	0	0.0	0	0.0	0	0.0	Misc. Woodworkers (5170XX)
0	0.0	14	5.3	0	0.0	10	3.8	0	0.0	Plant & System Operators (518000)
0	0.0	0	0.0	0	0.0	10	13.3	0	0.0	Power Plant Operators, Distr, & Dispatchers (518010)
0	0.0	4	3.6	0	0.0	0	0.0	0	0.0	Stationary Engineers & Boiler Operators (518021)
0	0.0	10	18.2	0	0.0	0	0.0	0	0.0	Water & Liq Waste Treat Plant & Sys. Opers (518031)
0	0.0	0	0.0	0	0.0	0	0.0	0	0.0	Miscellaneous Plant & System Operators (518090)
320	5.6	595	10.5	759	13.4	243	4.3	131	2.3	Other Production Occupations (519000)
0	0.0	30	28.6	4	3.8	10	9.5	0	0.0	Chem. Proc. Mach Setters, Ops, & Tenders (519010)
0	0.0	14	8.5	10	6.1	4	2.4	0	0.0	Crushing, Grinding, Etc. Workers (519020)
0	0.0	4	5.0	10	12.5	0	0.0	0	0.0	Cutting Workers (519030)
0	0.0	10	50.0	0	0.0	0	0.0	0	0.0	Extruding, Form, Press Mach Setters, Opers (519041)
0	0.0	0	0.0	10	50.0	4	20.0	0	0.0	Furnace, Kiln, Oven, Drier, & Kettle Op/Tenders (519051)
70	3.6	95	4.9	235	12.1	80	4.1	48	2.5	Inspectors, Testers, Sorters, Samplers, Weighers (519061)
0	0.0	4	6.2	10	15.4	0	0.0	10	15.4	Jewelers & Precious Stone & Metal Workers (519071)
10	5.9	4	2.4	20	11.8	0	0.0	14	8.2	Medical, Dental, & Ophthalmic Laboratory Techns (519080)
25	7.1	40	11.4	140	40.0	0	0.0	14	4.0	Packaging & Filling Mach Operators & Tenders (519111)
0	0.0	75	26.3	10	3.5	35	12.3	0	0.0	Painting Workers (519120)
30	11.8	0	0.0	0	0.0	0	0.0	0	0.0	Photog Process Wrkrs & Processing Mach Ops (519130)
0	0.0	0	0.0	10	40.0	0	0.0	0	0.0	Cementing & Gluing Machine Ops & Tenders (519191)
0	0.0	0	0.0	0	0.0	0	0.0	0	0.0	Cleaning, Washing, & Metal Pickling Eq Op/Tenders (519192)
0	0.0	25	83.3	0	0.0	0	0.0	0	0.0	Etchers & Engravers (519194)
0	0.0	15	23.1	0	0.0	0	0.0	0	0.0	Molders, Shapers, & Casters, Exc Metal & Plastic (519195)
0	0.0	0	0.0	10	100.0	0	0.0	0	0.0	Paper Goods Machine Setters, Op/Tenders (519196)
0	0.0	4	100.0	0	0.0	0	0.0	0	0.0	Tire Builders (519197)
10	16.7	30	50.0	0	0.0	0	0.0	0	0.0	Helpers - Production Workers (519198)
175	8.6	245	12.1	290	14.3	110	5.4	45	2.2	Other Production Workers (5191XX)
<b>353</b>	<b>3.4</b>	<b>1,270</b>	<b>12.1</b>	<b>396</b>	<b>3.8</b>	<b>291</b>	<b>2.8</b>	<b>46</b>	<b>0.4</b>	<b>TRANSP. &amp; MATERIAL MOVING OCCUPATIONS (530000)</b>
25	6.4	60	15.4	0	0.0	4	1.0	8	2.1	Super., Transportation & Material Moving Wrkrs (531000)
15	8.8	0	0.0	0	0.0	0	0.0	0	0.0	Air Transportation Workers (532000)
15	11.5	0	0.0	0	0.0	0	0.0	0	0.0	Aircraft Pilots & Flight Engineers (532010)
0	0.0	0	0.0	0	0.0	0	0.0	0	0.0	Air Traffic Control & Airfield Ops Specialists (532020)
160	3.0	640	11.9	37	0.7	170	3.2	10	0.2	Motor Vehicle Operators (533000)
110	13.4	45	5.5	19	2.3	10	1.2	0	0.0	Bus Drivers (533020)
20	0.5	480	12.4	4	0.1	130	3.4	0	0.0	Driver/Sales Workers & Truck Drivers (533030)
30	4.8	115	18.5	4	0.6	30	4.8	10	1.6	Taxi Drivers & Chauffeurs (533041)
0	0.0	0	0.0	10	16.7	0	0.0	0	0.0	Misc. Motor Vehicle Opers, Incl. Amb. Drivers (5330XX)
0	0.0	4	4.7	0	0.0	0	0.0	0	0.0	Rail Transportation Workers (534000)
0	0.0	0	0.0	0	0.0	0	0.0	0	0.0	Locomotive Engineers & Operators (534010)
0	0.0	0	0.0	0	0.0	0	0.0	0	0.0	Railroad Brake, Signal, & Switch Operators (534021)
0	0.0	4	8.9	0	0.0	0	0.0	0	0.0	Railroad Conductors & Yardmasters (534031)
0	0.0	0	0.0	0	0.0	0	0.0	0	0.0	Subway, Streetcar, & Other Rail Transp. Workers (5340XX)
0	0.0	0	0.0	0	0.0	0	0.0	0	0.0	Water Transportation Workers (535000)
0	0.0	0	0.0	0	0.0	0	0.0	0	0.0	Sailors & Marine Oilers (535011)
0	0.0	0	0.0	0	0.0	0	0.0	0	0.0	Ship & Boat Captains & Operators (535020)
0	0.0	0	0.0	0	0.0	0	0.0	0	0.0	Ship Engineers (535031)
0	0.0	18	5.8	14	4.5	4	1.3	10	3.2	Other Transportation Workers (536000)
0	0.0	8	17.8	10	22.2	0	0.0	0	0.0	Parking Lot Attendants (536021)
0	0.0	10	4.2	4	1.7	4	1.7	10	4.2	Service Station Attendants (536031)
0	0.0	0	0.0	0	0.0	0	0.0	0	0.0	Transportation Inspectors (536051)
0	0.0	0	0.0	0	0.0	0	0.0	0	0.0	Misc. Transportation Workers (5360XX)

**CONNECTICUT OCCUPATIONAL STATISTICS**  
**for Equal Employment Opportunity and Affirmative Action Planning**  
**2000 Census of Population and Housing - Special EEO Tabulation**

**Bridgeport PMSA**

Occupation	Total All Races *	Total Civilian Labor Force				White Non-Hispanic				Black Non-Hispanic	
		Male	%	Female	%	Male	%	Female	%	Male	%
Material Moving Workers (537000)	4,134	3,119	75.4	1,001	24.2	1,804	43.6	485	11.7	654	15.8
Crane & Tower Operators (537021)	65	65	100.0	0	0.0	65	100.0	0	0.0	0	0.0
Dredge, Excavating, & Loading Mach Op (537030)	85	85	100.0	0	0.0	85	100.0	0	0.0	0	0.0
Hoist & Winch Operators (537041)	4	4	100.0	0	0.0	4	100.0	0	0.0	0	0.0
Industrial Truck & Tractor Operators (537051)	320	300	93.8	25	7.8	155	48.4	10	3.1	95	29.7
Cleaners of Vehicles & Equipment (537061)	445	360	80.9	84	18.9	95	21.3	60	13.5	95	21.3
Laborers & Freight, Stock, & Mat. Movers, Hand (537062)	2,115	1,729	81.7	379	17.9	1,045	49.4	230	10.9	360	17.0
Machine Feeders & Offbearers (537063)	55	19	34.5	34	61.8	15	27.3	30	54.5	4	7.3
Packers & Packagers, Hand (537064)	770	294	38.2	475	61.7	160	20.8	155	20.1	25	3.2
Pumping Station Operators (537070)	0	0	0.0	0	0.0	0	0.0	0	0.0	0	0.0
Refuse & Recyclable Material Collectors (537081)	185	184	99.5	0	0.0	125	67.6	0	0.0	55	29.7
Misc. Material Moving Wrks (537XXX)	90	79	87.8	4	4.4	55	61.1	0	0.0	20	22.2
<b>Unemployed, No Civilian Work Experience Since 1995</b>	<b>2,000</b>	<b>955</b>	<b>47.8</b>	<b>1,044</b>	<b>52.2</b>	<b>500</b>	<b>25.0</b>	<b>510</b>	<b>25.5</b>	<b>220</b>	<b>11.0</b>

**CONNECTICUT OCCUPATIONAL STATISTICS**  
**for Equal Employment Opportunity and Affirmative Action Planning**  
**2000 Census of Population and Housing - Special EEO Tabulation**

**Bridgeport PMSA**

Black Non-Hispanic		Hispanic in Any Race				All Other Non-Hispanic				Occupation
Female	%	Male	%	Female	%	Male	%	Female	%	
153	3.7	548	13.3	345	8.3	113	2.7	18	0.4	Material Moving Workers (537000)
0	0.0	0	0.0	0	0.0	0	0.0	0	0.0	Crane & Tower Operators (537021)
0	0.0	0	0.0	0	0.0	0	0.0	0	0.0	Dredge, Excavating, & Loading Mach Op (537030)
0	0.0	0	0.0	0	0.0	0	0.0	0	0.0	Hoist & Winch Operators (537041)
15	4.7	30	9.4	0	0.0	20	6.3	0	0.0	Industrial Truck & Tractor Operators (537051)
10	2.2	155	34.8	10	2.2	15	3.4	4	0.9	Cleaners of Vehicles & Equipment (537061)
65	3.1	250	11.8	70	3.3	74	3.5	14	0.7	Laborers & Freight, Stock, & Mat. Movers, Hand (537062)
4	7.3	0	0.0	0	0.0	0	0.0	0	0.0	Machine Feeders & Offbearers (537063)
55	7.1	105	13.6	265	34.4	4	0.5	0	0.0	Packers & Packagers, Hand (537064)
0	0.0	0	0.0	0	0.0	0	0.0	0	0.0	Pumping Station Operators (537070)
0	0.0	4	2.2	0	0.0	0	0.0	0	0.0	Refuse & Recyclable Material Collectors (537081)
4	4.4	4	4.4	0	0.0	0	0.0	0	0.0	Misc. Material Moving Wrkrs (537XXX)
<b>200</b>	<b>10.0</b>	<b>155</b>	<b>7.8</b>	<b>255</b>	<b>12.8</b>	<b>80</b>	<b>4.0</b>	<b>79</b>	<b>4.0</b>	<b>Unemployed, No Civilian Work Experience Since 1995</b>



2000

*Connecticut*

*Occupational*

*Statistics*

*DANBURY*

*M S A*

**CONNECTICUT OCCUPATIONAL STATISTICS**  
**for Equal Employment Opportunity and Affirmative Action Planning**  
**2000 Census of Population and Housing - Special EEO Tabulation**

**Danbury PMSA**

Occupation	Total All Races *	Total Civilian Labor Force				White Non-Hispanic				Black Non-Hispanic	
		Male	%	Female	%	Male	%	Female	%	Male	%
<b>Total Civilian Labor Force</b>	<b>117,533</b>	<b>64,802</b>	<b>55.1</b>	<b>52,477</b>	<b>44.6</b>	<b>55,015</b>	<b>46.8</b>	<b>45,318</b>	<b>38.6</b>	<b>1,766</b>	<b>1.5</b>
<b>MGMT., BUSINESS, &amp; FIN. OCCS. (110000)</b>	<b>22,862</b>	<b>14,881</b>	<b>65.1</b>	<b>7,955</b>	<b>34.8</b>	<b>13,936</b>	<b>61.0</b>	<b>7,231</b>	<b>31.6</b>	<b>315</b>	<b>1.4</b>
<b>Management Occupations (110001)</b>	<b>15,863</b>	<b>11,018</b>	<b>69.5</b>	<b>4,826</b>	<b>30.4</b>	<b>10,303</b>	<b>64.9</b>	<b>4,429</b>	<b>27.9</b>	<b>225</b>	<b>1.4</b>
Top Executives (111000)	3,385	2,793	82.5	593	17.5	2,650	78.3	585	17.3	40	1.2
Chief Executives (111011)	2,265	1,940	85.7	324	14.3	1,865	82.3	320	14.1	30	1.3
General & Operations Mgrs. (111021)	1,090	839	77.0	254	23.3	775	71.1	250	22.9	10	0.9
Legislators (111031)	30	14	46.7	15	50.0	10	33.3	15	50.0	0	0.0
Advert., Marketing, Promo., Pub. Rel. (112000)	2,465	1,684	68.3	773	31.4	1,600	64.9	710	28.8	35	1.4
Advertising & Promotions Mgrs. (112011)	235	135	57.4	99	42.1	125	53.2	95	40.4	0	0.0
Marketing & Sales Mgrs. (112020)	2,175	1,529	70.3	639	29.4	1,455	66.9	580	26.7	35	1.6
Public Relations Mgrs. (112031)	55	20	36.4	35	63.6	20	36.4	35	63.6	0	0.0
Operations Specialties Mgrs. (113000)	3,870	2,511	64.9	1,355	35.0	2,365	61.1	1,220	31.5	65	1.7
Administrative Services Mgrs. (113011)	155	65	41.9	95	61.3	65	41.9	85	54.8	0	0.0
Computer & Info. Systems Mgrs. (113021)	550	398	72.4	150	27.3	375	68.2	150	27.3	15	2.7
Financial Managers (113031)	1,610	1,050	65.2	560	34.8	960	59.6	505	31.4	35	2.2
Human Resources Mgrs. (113040)	600	259	43.2	345	57.5	240	40.0	300	50.0	15	2.5
Industrial Production Mgrs. (113051)	420	324	77.1	85	20.2	310	73.8	70	16.7	0	0.0
Purchasing Managers (113061)	355	250	70.4	105	29.6	250	70.4	95	26.8	0	0.0
Transp., Storage, & Dist. Mgrs. (113071)	180	165	91.7	15	8.3	165	91.7	15	8.3	0	0.0
Other Management Occupations (119000)	6,143	4,030	65.6	2,105	34.3	3,688	60.0	1,914	31.2	85	1.4
Farm, Ranch, & Other Agric. Mgrs. (119011)	60	25	41.7	35	58.3	25	41.7	35	58.3	0	0.0
Farmers & Ranchers (119012)	95	70	73.7	20	21.1	70	73.7	20	21.1	0	0.0
Construction Managers (119021)	840	825	98.2	19	2.3	760	90.5	15	1.8	25	3.0
Education Administrators (119030)	650	284	43.7	369	56.8	260	40.0	345	53.1	20	3.1
Engineering Managers (119041)	180	180	100.0	0	0.0	155	86.1	0	0.0	0	0.0
Food Service Managers (119051)	550	340	61.8	215	39.1	265	48.2	185	33.6	0	0.0
Funeral Directors (119061)	4	4	100.0	0	0.0	4	100.0	0	0.0	0	0.0
Gaming Managers (119071)	15	10	66.7	4	26.7	10	66.7	4	26.7	0	0.0
Lodging Managers (119081)	105	34	32.4	70	66.7	30	28.6	70	66.7	0	0.0
Medical & Health Services Mgrs. (119111)	390	110	28.2	280	71.8	110	28.2	255	65.4	0	0.0
Natural Sciences Managers (119121)	35	35	100.0	0	0.0	25	71.4	0	0.0	0	0.0
Postmasters & Mail Superintendents (119131)	4	4	100.0	0	0.0	4	100.0	0	0.0	0	0.0
Prop., Real Est., & Comm. Assoc. Mgrs. (119141)	365	210	57.5	154	42.2	200	54.8	150	41.1	10	2.7
Social & Community Service Managers (119151)	275	90	32.7	177	64.4	90	32.7	150	54.5	0	0.0
Managers, All Other (119199)	2,575	1,809	70.3	762	29.6	1,680	65.2	685	26.6	30	1.2
<b>Business &amp; Financial Oper. Occs. (130001)</b>	<b>6,999</b>	<b>3,863</b>	<b>55.2</b>	<b>3,129</b>	<b>44.7</b>	<b>3,633</b>	<b>51.9</b>	<b>2,802</b>	<b>40.0</b>	<b>90</b>	<b>1.3</b>
Business Operations Specialists (131000)	3,310	1,712	51.7	1,596	48.2	1,589	48.0	1,493	45.1	65	2.0
Agents & Bus. Mgrs. of Artists, Etc. (131011)	30	4	13.3	25	83.3	4	13.3	25	83.3	0	0.0
Purch. Agts & Buyers, Farm Prod. (131021)	25	15	60.0	10	40.0	15	60.0	10	40.0	0	0.0
Whsle & Ret. Buyers, Exc. Farm Prod. (131022)	145	55	37.9	89	61.4	55	37.9	85	58.6	0	0.0
Purch. Agts, Exc. Whsle, Ret., Etc. (131023)	350	165	47.1	180	51.4	145	41.4	155	44.3	10	2.9
Claims Adj., Appr., Examiners, & Invest. (131030)	175	85	48.6	90	51.4	60	34.3	80	45.7	25	14.3
Compliance Officers, Exc. Agri., Etc. (131041)	135	84	62.2	50	37.0	70	51.9	50	37.0	10	7.4
Cost Estimators (131051)	95	90	94.7	4	4.2	90	94.7	4	4.2	0	0.0
Human Res., Training, & Labor Rel. Spec. (131070)	895	294	32.8	600	67.0	280	31.3	565	63.1	10	1.1
Logisticians (131081)	45	35	77.8	14	31.1	35	77.8	4	8.9	0	0.0
Management Analysts (131111)	1,105	765	69.2	344	31.1	735	66.5	325	29.4	0	0.0
Meeting & Convention Planners (131121)	110	10	9.1	100	90.9	10	9.1	100	90.9	0	0.0
Other Business Operations Specialists (1311XX)	200	110	55.0	90	45.0	90	45.0	90	45.0	10	5.0
Financial Specialists (132000)	3,689	2,151	58.3	1,533	41.6	2,044	55.4	1,309	35.5	25	0.7
Accountants & Auditors (132011)	2,325	1,340	57.6	985	42.4	1,290	55.5	800	34.4	0	0.0
Appraisers & Assessors of Real Estate (132021)	90	45	50.0	45	50.0	45	50.0	45	50.0	0	0.0



**CONNECTICUT OCCUPATIONAL STATISTICS**  
**for Equal Employment Opportunity and Affirmative Action Planning**  
**2000 Census of Population and Housing - Special EEO Tabulation**

**Danbury PMSA**

Black Non-Hispanic		Hispanic in Any Race				All Other Non-Hispanic				Occupation
Female	%	Male	%	Female	%	Male	%	Female	%	
1,376	1.2	4,782	4.1	3,158	2.7	3,239	2.8	2,625	2.2	<b>Total Civilian Labor Force</b>
205	0.9	296	1.3	157	0.7	334	1.5	362	1.6	<b>MGMT., BUSINESS, &amp; FIN. OCCS. (110000)</b>
111	0.7	242	1.5	97	0.6	248	1.6	189	1.2	<b>Management Occupations (110001)</b>
4	0.1	60	1.8	4	0.1	43	1.3	0	0.0	Top Executives (111000)
0	0.0	25	1.1	4	0.2	20	0.9	0	0.0	Chief Executives (111011)
4	0.4	35	3.2	0	0.0	19	1.7	0	0.0	General & Operations Mgrs. (111021)
0	0.0	0	0.0	0	0.0	4	13.3	0	0.0	Legislators (111031)
20	0.8	14	0.6	4	0.2	35	1.4	39	1.6	Advert., Marketing., Promo., Pub. Rel. (112000)
0	0.0	0	0.0	4	1.7	10	4.3	0	0.0	Advertising & Promotions Mgrs. (112011)
20	0.9	14	0.6	0	0.0	25	1.1	39	1.8	Marketing & Sales Mgrs. (112020)
0	0.0	0	0.0	0	0.0	0	0.0	0	0.0	Public Relations Mgrs. (112031)
10	0.3	33	0.9	45	1.2	48	1.2	80	2.1	Operations Specialties Mgrs. (113000)
0	0.0	0	0.0	0	0.0	0	0.0	10	6.5	Administrative Services Mgrs. (113011)
0	0.0	4	0.7	0	0.0	4	0.7	0	0.0	Computer & Info. Systems Mgrs. (113021)
10	0.6	15	0.9	10	0.6	40	2.5	35	2.2	Financial Managers (113031)
0	0.0	4	0.7	35	5.8	0	0.0	10	1.7	Human Resources Mgrs. (113040)
0	0.0	10	2.4	0	0.0	4	1.0	15	3.6	Industrial Production Mgrs. (113051)
0	0.0	0	0.0	0	0.0	0	0.0	10	2.8	Purchasing Managers (113061)
0	0.0	0	0.0	0	0.0	0	0.0	0	0.0	Transp., Storage, & Dist. Mgrs. (113071)
77	1.3	135	2.2	44	0.7	122	2.0	70	1.1	Other Management Occupations (119000)
0	0.0	0	0.0	0	0.0	0	0.0	0	0.0	Farm, Ranch, & Other Agric. Mgrs. (119011)
0	0.0	0	0.0	0	0.0	0	0.0	0	0.0	Farmers & Ranchers (119012)
0	0.0	30	3.6	0	0.0	10	1.2	4	0.5	Construction Managers (119021)
10	1.5	0	0.0	4	0.6	4	0.6	10	1.5	Education Administrators (119030)
0	0.0	25	13.9	0	0.0	0	0.0	0	0.0	Engineering Managers (119041)
15	2.7	55	10.0	0	0.0	20	3.6	15	2.7	Food Service Managers (119051)
0	0.0	0	0.0	0	0.0	0	0.0	0	0.0	Funeral Directors (119061)
0	0.0	0	0.0	0	0.0	0	0.0	0	0.0	Gaming Managers (119071)
0	0.0	0	0.0	0	0.0	4	3.8	0	0.0	Lodging Managers (119081)
0	0.0	0	0.0	15	3.8	0	0.0	10	2.6	Medical & Health Services Mgrs. (119111)
0	0.0	0	0.0	0	0.0	10	28.6	0	0.0	Natural Sciences Managers (119121)
0	0.0	0	0.0	0	0.0	0	0.0	0	0.0	Postmasters & Mail Superintendents (119131)
4	1.1	0	0.0	0	0.0	0	0.0	0	0.0	Prop., Real Est., & Comm. Assoc. Mgrs. (119141)
4	1.5	0	0.0	15	5.5	0	0.0	8	2.9	Social & Community Service Managers (119151)
44	1.7	25	1.0	10	0.4	74	2.9	23	0.9	Managers, All Other (119199)
94	1.3	54	0.8	60	0.9	86	1.2	173	2.5	<b>Business &amp; Financial Oper. Occs. (130001)</b>
45	1.4	0	0.0	15	0.5	58	1.8	43	1.3	Business Operations Specialists (131000)
0	0.0	0	0.0	0	0.0	0	0.0	0	0.0	Agents & Bus. Mgrs. of Artists, Etc. (131011)
0	0.0	0	0.0	0	0.0	0	0.0	0	0.0	Purch. Agts & Buyers, Farm Prod. (131021)
0	0.0	0	0.0	0	0.0	0	0.0	4	2.8	Whsle & Ret. Buyers, Exc. Farm Prod. (131022)
10	2.9	0	0.0	0	0.0	10	2.9	15	4.3	Purch. Agts, Exc. Whsle, Ret., Etc. (131023)
10	5.7	0	0.0	0	0.0	0	0.0	0	0.0	Claims Adj., Appr., Examiners, & Invest. (131030)
0	0.0	0	0.0	0	0.0	4	3.0	0	0.0	Compliance Officers, Exc. Agri., Etc. (131041)
0	0.0	0	0.0	0	0.0	0	0.0	0	0.0	Cost Estimators (131051)
25	2.8	0	0.0	0	0.0	4	0.4	10	1.1	Human Res., Training, & Labor Rel. Spec. (131070)
0	0.0	0	0.0	0	0.0	0	0.0	10	22.2	Logisticians (131081)
0	0.0	0	0.0	15	1.4	30	2.7	4	0.4	Management Analysts (131111)
0	0.0	0	0.0	0	0.0	0	0.0	0	0.0	Meeting & Convention Planners (131121)
0	0.0	0	0.0	0	0.0	10	5.0	0	0.0	Other Business Operations Specialists (1311XX)
49	1.3	54	1.5	45	1.2	28	0.8	130	3.5	Financial Specialists (132000)
45	1.9	30	1.3	45	1.9	20	0.9	95	4.1	Accountants & Auditors (132011)
0	0.0	0	0.0	0	0.0	0	0.0	0	0.0	Appraisers & Assessors of Real Estate (132021)

**CONNECTICUT OCCUPATIONAL STATISTICS**  
**for Equal Employment Opportunity and Affirmative Action Planning**  
**2000 Census of Population and Housing - Special EEO Tabulation**

**Danbury PMSA**

Occupation	Total All Races *	Total Civilian Labor Force				White Non-Hispanic				Black Non-Hispanic	
		Male	%	Female	%	Male	%	Female	%	Male	%
Budget Analysts (132031)	25	14	56.0	10	40.0	4	16.0	10	40.0	10	40.0
Credit Analysts (132041)	70	40	57.1	30	42.9	30	42.9	30	42.9	0	0.0
Financial Analysts (132051)	100	90	90.0	4	4.0	75	75.0	0	0.0	15	15.0
Personal Financial Advisors (132052)	490	297	60.6	195	39.8	285	58.2	185	37.8	0	0.0
Insurance Underwriters (132053)	100	75	75.0	25	25.0	75	75.0	15	15.0	0	0.0
Financial Examiners (132061)	4	0	0.0	4	100.0	0	0.0	4	100.0	0	0.0
Loan Counselors & Officers (132070)	255	140	54.9	115	45.1	130	51.0	100	39.2	0	0.0
Tax Examiners, Collectors, & Rev. Agts (132081)	55	15	27.3	40	72.7	15	27.3	40	72.7	0	0.0
Tax Preparers (132082)	105	65	61.9	40	38.1	65	61.9	40	38.1	0	0.0
Financial Specialists, All Other (132099)	70	30	42.9	40	57.1	30	42.9	40	57.1	0	0.0
<b>PROFESSIONAL &amp; RELATED OCCUPATIONS (150000)</b>	<b>27,380</b>	<b>12,719</b>	<b>46.5</b>	<b>14,593</b>	<b>53.3</b>	<b>11,223</b>	<b>41.0</b>	<b>13,287</b>	<b>48.5</b>	<b>201</b>	<b>0.7</b>
<b>Computer &amp; Mathematical Occupations (150001)</b>	<b>4,060</b>	<b>3,004</b>	<b>74.0</b>	<b>1,065</b>	<b>26.2</b>	<b>2,430</b>	<b>59.9</b>	<b>908</b>	<b>22.4</b>	<b>38</b>	<b>0.9</b>
Computer Specialists (151000)	3,850	2,864	74.4	993	25.8	2,315	60.1	840	21.8	38	1.0
Computer Programmers (151021)	895	674	75.3	230	25.7	570	63.7	200	22.3	4	0.4
Computer Software Engineers (151030)	740	578	78.1	163	22.0	495	66.9	155	20.9	0	0.0
Computer Support Specialists (151041)	380	270	71.1	105	27.6	240	63.2	95	25.0	0	0.0
Database Administrators (151061)	130	100	76.9	30	23.1	100	76.9	20	15.4	0	0.0
Network & Computer Syst. Admins. (151071)	185	159	85.9	20	10.8	155	83.8	20	10.8	0	0.0
Network Sys. & Data Comm. Analysts (151081)	410	269	65.6	145	35.4	195	47.6	105	25.6	4	1.0
Computer Scientists & Sys. Analysts (1510XX)	1,110	814	73.3	300	27.0	560	50.5	245	22.1	30	2.7
Mathematical Scientists (152000)	210	140	66.7	72	34.3	115	54.8	68	32.4	0	0.0
Actuaries (152011)	40	35	87.5	4	10.0	35	87.5	4	10.0	0	0.0
Operations Research Analysts (152031)	130	70	53.8	64	49.2	60	46.2	60	46.2	0	0.0
Misc. Math Science Occupations (1520XX)	40	35	87.5	4	10.0	20	50.0	4	10.0	0	0.0
<b>Architecture &amp; Engineering Occs. (170001)</b>	<b>2,819</b>	<b>2,513</b>	<b>89.1</b>	<b>313</b>	<b>11.1</b>	<b>2,303</b>	<b>81.7</b>	<b>249</b>	<b>8.8</b>	<b>23</b>	<b>0.8</b>
Architects, Surveyors, & Cartographers (171000)	365	260	71.2	110	30.1	250	68.5	95	26.0	0	0.0
Architects, Except Naval (171010)	350	240	68.6	110	31.4	240	68.6	95	27.1	0	0.0
Surv., Cartog., & Photogrammetrists (171020)	15	20	133.3	0	0.0	10	66.7	0	0.0	0	0.0
Engineers (172000)	1,744	1,634	93.7	109	6.3	1,533	87.9	79	4.5	19	1.1
Aerospace Engineers (172011)	80	80	100.0	0	0.0	80	100.0	0	0.0	0	0.0
Chemical Engineers (172041)	60	60	100.0	0	0.0	40	66.7	0	0.0	0	0.0
Civil Engineers (172051)	215	210	97.7	4	1.9	185	86.0	4	1.9	0	0.0
Computer Hardware Engineers (172061)	70	55	78.6	15	21.4	55	78.6	15	21.4	0	0.0
Electrical & Electronics Engineers (172070)	435	419	96.3	20	4.6	400	92.0	10	2.3	15	3.4
Environmental Engineers (172081)	25	19	76.0	0	0.0	4	16.0	0	0.0	0	0.0
Ind. Engineers, Incl. Health & Safety (172110)	160	140	87.5	20	12.5	130	81.3	20	12.5	0	0.0
Marine Engineers & Naval Architects (172121)	0	0	0.0	0	0.0	0	0.0	0	0.0	0	0.0
Materials Engineers (172131)	35	35	100.0	0	0.0	35	100.0	0	0.0	0	0.0
Mechanical Engineers (172141)	270	253	93.7	15	5.6	245	90.7	15	5.6	4	1.5
Nuclear Engineers (172161)	20	20	100.0	0	0.0	20	100.0	0	0.0	0	0.0
Petroleum, Mining & Geological Engrs. (1721XX)	4	4	100.0	0	0.0	4	100.0	0	0.0	0	0.0
Miscellaneous Engineers, Incl. Agric. (172XXX)	370	339	91.6	35	9.5	335	90.5	15	4.1	0	0.0
Drafters, Engrng. & Mapping Techs. (173000)	710	619	87.2	94	13.2	520	73.2	75	10.6	4	0.6
Drafters (173010)	165	145	87.9	20	12.1	145	87.9	20	12.1	0	0.0
Engineering Technicians, Exc. Drafters (173020)	485	414	85.4	74	15.3	315	64.9	55	11.3	4	0.8
Surveying & Mapping Technicians (173031)	60	60	100.0	0	0.0	60	100.0	0	0.0	0	0.0
<b>Life, Physical, &amp; Social Science Occs. (190001)</b>	<b>1,559</b>	<b>922</b>	<b>59.1</b>	<b>629</b>	<b>40.3</b>	<b>798</b>	<b>51.2</b>	<b>532</b>	<b>34.1</b>	<b>4</b>	<b>0.3</b>
Life Scientists (191000)	210	140	66.7	69	32.9	110	52.4	65	31.0	0	0.0
Agricultural & Food Scientists (191010)	20	10	50.0	10	50.0	10	50.0	10	50.0	0	0.0
Biological Scientists (191020)	55	35	63.6	20	36.4	35	63.6	20	36.4	0	0.0
Conservation Scientists & Foresters (191030)	0	0	0.0	0	0.0	0	0.0	0	0.0	0	0.0
Medical Scientists (191040)	135	95	70.4	39	28.9	65	48.1	35	25.9	0	0.0

**CONNECTICUT OCCUPATIONAL STATISTICS**  
**for Equal Employment Opportunity and Affirmative Action Planning**  
**2000 Census of Population and Housing - Special EEO Tabulation**

**Danbury PMSA**

Black Non-Hispanic		Hispanic in Any Race				All Other Non-Hispanic				Occupation
Female	%	Male	%	Female	%	Male	%	Female	%	
0	0.0	0	0.0	0	0.0	0	0.0	0	0.0	Budget Analysts (132031)
0	0.0	10	14.3	0	0.0	0	0.0	0	0.0	Credit Analysts (132041)
4	4.0	0	0.0	0	0.0	0	0.0	0	0.0	Financial Analysts (132051)
0	0.0	4	0.8	0	0.0	8	1.6	10	2.0	Personal Financial Advisors (132052)
0	0.0	0	0.0	0	0.0	0	0.0	10	10.0	Insurance Underwriters (132053)
0	0.0	0	0.0	0	0.0	0	0.0	0	0.0	Financial Examiners (132061)
0	0.0	10	3.9	0	0.0	0	0.0	15	5.9	Loan Counselors & Officers (132070)
0	0.0	0	0.0	0	0.0	0	0.0	0	0.0	Tax Examiners, Collectors, & Rev. Agts (132081)
0	0.0	0	0.0	0	0.0	0	0.0	0	0.0	Tax Preparers (132082)
0	0.0	0	0.0	0	0.0	0	0.0	0	0.0	Financial Specialists, All Other (132099)
<b>353</b>	<b>1.3</b>	<b>444</b>	<b>1.6</b>	<b>412</b>	<b>1.5</b>	<b>851</b>	<b>3.1</b>	<b>541</b>	<b>2.0</b>	<b>PROFESSIONAL &amp; RELATED OCCUPATIONS (150000)</b>
<b>20</b>	<b>0.5</b>	<b>113</b>	<b>2.8</b>	<b>44</b>	<b>1.1</b>	<b>423</b>	<b>10.4</b>	<b>93</b>	<b>2.3</b>	<b>Computer &amp; Mathematical Occupations (150001)</b>
20	0.5	113	2.9	44	1.1	398	10.3	89	2.3	Computer Specialists (151000)
0	0.0	40	4.5	15	1.7	60	6.7	15	1.7	Computer Programmers (151021)
0	0.0	14	1.9	4	0.5	69	9.3	4	0.5	Computer Software Engineers (151030)
0	0.0	0	0.0	0	0.0	30	7.9	10	2.6	Computer Support Specialists (151041)
10	7.7	0	0.0	0	0.0	0	0.0	0	0.0	Database Administrators (151061)
0	0.0	4	2.2	0	0.0	0	0.0	0	0.0	Network & Computer Syst. Admins. (151071)
10	2.4	0	0.0	10	2.4	70	17.1	20	4.9	Network Sys. & Data Comm. Analysts (151081)
0	0.0	55	5.0	15	1.4	169	15.2	40	3.6	Computer Scientists & Sys. Analysts (1510XX)
0	0.0	0	0.0	0	0.0	25	11.9	4	1.9	Mathematical Scientists (152000)
0	0.0	0	0.0	0	0.0	0	0.0	0	0.0	Actuaries (152011)
0	0.0	0	0.0	0	0.0	10	7.7	4	3.1	Operations Research Analysts (152031)
0	0.0	0	0.0	0	0.0	15	37.5	0	0.0	Misc. Math Science Occupations (1520XX)
<b>14</b>	<b>0.5</b>	<b>90</b>	<b>3.2</b>	<b>40</b>	<b>1.4</b>	<b>97</b>	<b>3.4</b>	<b>10</b>	<b>0.4</b>	<b>Architecture &amp; Engineering Occs. (170001)</b>
0	0.0	0	0.0	15	4.1	10	2.7	0	0.0	Architects, Surveyors, & Cartographers (171000)
0	0.0	0	0.0	15	4.3	0	0.0	0	0.0	Architects, Except Naval (171010)
0	0.0	0	0.0	0	0.0	10	66.7	0	0.0	Surv., Cartog., & Photogrammetrists (171020)
10	0.6	40	2.3	10	0.6	42	2.4	10	0.6	Engineers (172000)
0	0.0	0	0.0	0	0.0	0	0.0	0	0.0	Aerospace Engineers (172011)
0	0.0	10	16.7	0	0.0	10	16.7	0	0.0	Chemical Engineers (172041)
0	0.0	15	7.0	0	0.0	10	4.7	0	0.0	Civil Engineers (172051)
0	0.0	0	0.0	0	0.0	0	0.0	0	0.0	Computer Hardware Engineers (172061)
10	2.3	0	0.0	0	0.0	4	0.9	0	0.0	Electrical & Electronics Engineers (172070)
0	0.0	15	60.0	0	0.0	0	0.0	0	0.0	Environmental Engineers (172081)
0	0.0	0	0.0	0	0.0	10	6.3	0	0.0	Ind. Engineers, Incl. Health & Safety (172110)
0	0.0	0	0.0	0	0.0	0	0.0	0	0.0	Marine Engineers & Naval Architects (172121)
0	0.0	0	0.0	0	0.0	0	0.0	0	0.0	Materials Engineers (172131)
0	0.0	0	0.0	0	0.0	4	1.5	0	0.0	Mechanical Engineers (172141)
0	0.0	0	0.0	0	0.0	0	0.0	0	0.0	Nuclear Engineers (172161)
0	0.0	0	0.0	0	0.0	0	0.0	0	0.0	Petroleum, Mining & Geological Engrs. (1721XX)
0	0.0	0	0.0	10	2.7	4	1.1	10	2.7	Miscellaneous Engineers, Incl. Agric. (172XXX)
4	0.6	50	7.0	15	2.1	45	6.3	0	0.0	Drafters, Engrng. & Mapping Techs. (173000)
0	0.0	0	0.0	0	0.0	0	0.0	0	0.0	Drafters (173010)
4	0.8	50	10.3	15	3.1	45	9.3	0	0.0	Engineering Technicians, Exc. Drafters (173020)
0	0.0	0	0.0	0	0.0	0	0.0	0	0.0	Surveying & Mapping Technicians (173031)
<b>10</b>	<b>0.6</b>	<b>15</b>	<b>1.0</b>	<b>10</b>	<b>0.6</b>	<b>105</b>	<b>6.7</b>	<b>77</b>	<b>4.9</b>	<b>Life, Physical, &amp; Social Science Occs. (190001)</b>
0	0.0	15	7.1	0	0.0	15	7.1	4	1.9	Life Scientists (191000)
0	0.0	0	0.0	0	0.0	0	0.0	0	0.0	Agricultural & Food Scientists (191010)
0	0.0	0	0.0	0	0.0	0	0.0	0	0.0	Biological Scientists (191020)
0	0.0	0	0.0	0	0.0	0	0.0	0	0.0	Conservation Scientists & Foresters (191030)
0	0.0	15	11.1	0	0.0	15	11.1	4	3.0	Medical Scientists (191040)

**CONNECTICUT OCCUPATIONAL STATISTICS**  
**for Equal Employment Opportunity and Affirmative Action Planning**  
**2000 Census of Population and Housing - Special EEO Tabulation**

**Danbury PMSA**

Occupation	Total All Races *	Total Civilian Labor Force				White Non-Hispanic				Black Non-Hispanic	
		Male	%	Female	%	Male	%	Female	%	Male	%
Physical Scientists (192000)	599	418	69.8	174	29.0	359	59.9	129	21.5	4	0.7
Astronomers & Physicists (192010)	35	35	100.0	0	0.0	35	100.0	0	0.0	0	0.0
Atmospheric & Space Scientists (192021)	4	4	100.0	0	0.0	4	100.0	0	0.0	0	0.0
Chemists & Materials Scientists (192030)	205	105	51.2	100	48.8	90	43.9	65	31.7	0	0.0
Environ. Scientists & Geoscientists (192040)	65	60	92.3	4	6.2	60	92.3	4	6.2	0	0.0
Physical Scientists, All Other (192099)	290	214	73.8	70	24.1	170	58.6	60	20.7	4	1.4
Social Scientists & Related Workers (193000)	505	201	39.8	302	59.8	189	37.4	278	55.0	0	0.0
Economists (193011)	10	4	40.0	4	40.0	0	0.0	4	40.0	0	0.0
Market & Survey Researchers (193020)	215	89	41.4	130	60.5	85	39.5	110	51.2	0	0.0
Psychologists (193030)	255	89	34.9	164	64.3	85	33.3	160	62.7	0	0.0
Urban & Regional Planners (193051)	15	15	100.0	0	0.0	15	100.0	0	0.0	0	0.0
Misc. Soc. Scientists, Incl. Sociologists (1930XX)	10	4	40.0	4	40.0	4	40.0	4	40.0	0	0.0
Life, Physical, & Soc.Science Techs. (194000)	245	163	66.5	84	34.3	140	57.1	60	24.5	0	0.0
Agric. & Food Science Technicians (194011)	25	19	76.0	4	16.0	15	60.0	0	0.0	0	0.0
Biological Technicians (194021)	10	0	0.0	10	100.0	0	0.0	10	100.0	0	0.0
Chemical Technicians (194031)	105	70	66.7	40	38.1	55	52.4	30	28.6	0	0.0
Geological & Petroleum Technicians (194041)	0	0	0.0	0	0.0	0	0.0	0	0.0	0	0.0
Misc. Life, Phy., & Soc. Sci. Techs. (1940XX)	105	74	70.5	30	28.6	70	66.7	20	19.0	0	0.0
<b>Community &amp; Social Services Occs. (210001)</b>	<b>1,365</b>	<b>447</b>	<b>32.7</b>	<b>897</b>	<b>65.7</b>	<b>380</b>	<b>27.8</b>	<b>745</b>	<b>54.6</b>	<b>45</b>	<b>3.3</b>
Counselors, Soc. Workers, & Others (211000)	1,080	258	23.9	803	74.4	205	19.0	655	60.6	45	4.2
Counselors (211010)	525	164	31.2	350	66.7	135	25.7	290	55.2	25	4.8
Social Workers (211020)	470	59	12.6	398	84.7	45	9.6	335	71.3	10	2.1
Misc. Comm. & Soc. Serv. Specialists (211090)	85	35	41.2	55	64.7	25	29.4	30	35.3	10	11.8
Religious Workers (212000)	285	189	66.3	94	33.0	175	61.4	90	31.6	0	0.0
Clergy (212011)	235	189	80.4	44	18.7	175	74.5	40	17.0	0	0.0
Directors, Religious Activities & Educ. (212021)	30	0	0.0	30	100.0	0	0.0	30	100.0	0	0.0
Religious Workers, All Other (212099)	20	0	0.0	20	100.0	0	0.0	20	100.0	0	0.0
<b>Legal Occupations (230001)</b>	<b>1,380</b>	<b>768</b>	<b>55.7</b>	<b>600</b>	<b>43.5</b>	<b>704</b>	<b>51.0</b>	<b>550</b>	<b>39.9</b>	<b>14</b>	<b>1.0</b>
Lawyers, Judges, & Related Workers (231000)	975	724	74.3	245	25.1	660	67.7	230	23.6	14	1.4
Lawyers (231011)	920	700	76.1	215	23.4	640	69.6	200	21.7	10	1.1
Judges, Magistrates, & Other Jud. Wrks (231020)	55	24	43.6	30	54.5	20	36.4	30	54.5	4	7.3
Legal Support Workers (232000)	405	44	10.9	355	87.7	44	10.9	320	79.0	0	0.0
Paralegals & Legal Assistants (232011)	285	4	1.4	280	98.2	4	1.4	245	86.0	0	0.0
Miscellaneous Legal Support Workers (232090)	120	40	33.3	75	62.5	40	33.3	75	62.5	0	0.0
<b>Education, Training, &amp; Library Occs. (250001)</b>	<b>7,365</b>	<b>1,847</b>	<b>25.1</b>	<b>5,501</b>	<b>74.7</b>	<b>1,765</b>	<b>24.0</b>	<b>5,290</b>	<b>71.8</b>	<b>8</b>	<b>0.1</b>
Postsecondary Teachers (251000)	510	304	59.6	208	40.8	270	52.9	185	36.3	4	0.8
Primary, Sec. & Special Ed. Teachers (252000)	5,090	1,276	25.1	3,804	74.7	1,260	24.8	3,690	72.5	4	0.1
Preschool & Kindergarten Teachers (252010)	440	19	4.3	419	95.2	15	3.4	395	89.8	0	0.0
Elementary & Middle School Teachers (252020)	3,210	738	23.0	2,466	76.8	730	22.7	2,415	75.2	4	0.1
Secondary School Teachers (252030)	1,170	504	43.1	664	56.8	500	42.7	625	53.4	0	0.0
Special Education Teachers (252040)	270	15	5.6	255	94.4	15	5.6	255	94.4	0	0.0
Other Teachers & Instructors (253000)	640	153	23.9	480	75.0	125	19.5	450	70.3	0	0.0
Librarians, Curators, & Archivists (254000)	320	65	20.3	249	77.8	65	20.3	245	76.6	0	0.0
Archivists, Curators, & Museum Techs. (254010)	60	20	33.3	40	66.7	20	33.3	40	66.7	0	0.0
Librarians (254021)	195	30	15.4	160	82.1	30	15.4	160	82.1	0	0.0
Library Technicians (254031)	65	15	23.1	49	75.4	15	23.1	45	69.2	0	0.0
Other Educ., Training, & Library Occs. (259000)	805	49	6.1	760	94.4	45	5.6	720	89.4	0	0.0
Teacher Assistants (259041)	765	34	4.4	735	96.1	30	3.9	695	90.8	0	0.0
Other Educ., Training, & Library Wrks (2590XX)	40	15	37.5	25	62.5	15	37.5	25	62.5	0	0.0
<b>Arts, Des., Entert., Sports, &amp; Media Occs. (270001)</b>	<b>3,459</b>	<b>1,845</b>	<b>53.3</b>	<b>1,597</b>	<b>46.2</b>	<b>1,636</b>	<b>47.3</b>	<b>1,494</b>	<b>43.2</b>	<b>55</b>	<b>1.6</b>
Art & Design Workers (271000)	1,415	754	53.3	658	46.5	670	47.3	605	42.8	10	0.7
Artists & Related Workers (271010)	405	209	51.6	200	49.4	175	43.2	185	45.7	0	0.0

**CONNECTICUT OCCUPATIONAL STATISTICS**  
**for Equal Employment Opportunity and Affirmative Action Planning**  
**2000 Census of Population and Housing - Special EEO Tabulation**

**Danbury PMSA**

Black Non-Hispanic		Hispanic in Any Race				All Other Non-Hispanic				Occupation
Female	%	Male	%	Female	%	Male	%	Female	%	
0	0.0	0	0.0	10	1.7	55	9.2	35	5.8	Physical Scientists (192000)
0	0.0	0	0.0	0	0.0	0	0.0	0	0.0	Astronomers & Physicists (192010)
0	0.0	0	0.0	0	0.0	0	0.0	0	0.0	Atmospheric & Space Scientists (192021)
0	0.0	0	0.0	10	4.9	15	7.3	25	12.2	Chemists & Materials Scientists (192030)
0	0.0	0	0.0	0	0.0	0	0.0	0	0.0	Environ. Scientists & Geoscientists (192040)
0	0.0	0	0.0	0	0.0	40	13.8	10	3.4	Physical Scientists, All Other (192099)
0	0.0	0	0.0	0	0.0	12	2.4	24	4.8	Social Scientists & Related Workers (193000)
0	0.0	0	0.0	0	0.0	4	40.0	0	0.0	Economists (193011)
0	0.0	0	0.0	0	0.0	4	1.9	20	9.3	Market & Survey Researchers (193020)
0	0.0	0	0.0	0	0.0	4	1.6	4	1.6	Psychologists (193030)
0	0.0	0	0.0	0	0.0	0	0.0	0	0.0	Urban & Regional Planners (193051)
0	0.0	0	0.0	0	0.0	0	0.0	0	0.0	Misc. Soc. Scientists, Incl. Sociologists (1930XX)
10	4.1	0	0.0	0	0.0	23	9.4	14	5.7	Life, Physical, & Soc.Science Techs. (194000)
0	0.0	0	0.0	0	0.0	4	16.0	4	16.0	Agric. & Food Science Technicians (194011)
0	0.0	0	0.0	0	0.0	0	0.0	0	0.0	Biological Technicians (194021)
0	0.0	0	0.0	0	0.0	15	14.3	10	9.5	Chemical Technicians (194031)
0	0.0	0	0.0	0	0.0	0	0.0	0	0.0	Geological & Petroleum Technicians (194041)
10	9.5	0	0.0	0	0.0	4	3.8	0	0.0	Misc. Life, Phy., & Soc. Sci. Techs. (1940XX)
<b>99</b>	<b>7.3</b>	<b>8</b>	<b>0.6</b>	<b>49</b>	<b>3.6</b>	<b>14</b>	<b>1.0</b>	<b>4</b>	<b>0.3</b>	<b>Community &amp; Social Services Occs. (210001)</b>
95	8.8	4	0.4	49	4.5	4	0.4	4	0.4	Counselors, Soc. Workers, & Others (211000)
60	11.4	4	0.8	0	0.0	0	0.0	0	0.0	Counselors (211010)
35	7.4	0	0.0	24	5.1	4	0.9	4	0.9	Social Workers (211020)
0	0.0	0	0.0	25	29.4	0	0.0	0	0.0	Misc. Comm. & Soc. Serv. Specialists (211090)
4	1.4	4	1.4	0	0.0	10	3.5	0	0.0	Religious Workers (212000)
4	1.7	4	1.7	0	0.0	10	4.3	0	0.0	Clergy (212011)
0	0.0	0	0.0	0	0.0	0	0.0	0	0.0	Directors, Religious Activities & Educ. (212021)
0	0.0	0	0.0	0	0.0	0	0.0	0	0.0	Religious Workers, All Other (212099)
<b>10</b>	<b>0.7</b>	<b>15</b>	<b>1.1</b>	<b>25</b>	<b>1.8</b>	<b>35</b>	<b>2.5</b>	<b>15</b>	<b>1.1</b>	<b>Legal Occupations (230001)</b>
0	0.0	15	1.5	15	1.5	35	3.6	0	0.0	Lawyers, Judges, & Related Workers (231000)
0	0.0	15	1.6	15	1.6	35	3.8	0	0.0	Lawyers (231011)
0	0.0	0	0.0	0	0.0	0	0.0	0	0.0	Judges, Magistrates, & Other Jud. Wrks (231020)
10	2.5	0	0.0	10	2.5	0	0.0	15	3.7	Legal Support Workers (232000)
10	3.5	0	0.0	10	3.5	0	0.0	15	5.3	Paralegals & Legal Assistants (232011)
0	0.0	0	0.0	0	0.0	0	0.0	0	0.0	Miscellaneous Legal Support Workers (232090)
<b>79</b>	<b>1.1</b>	<b>32</b>	<b>0.4</b>	<b>61</b>	<b>0.8</b>	<b>42</b>	<b>0.6</b>	<b>71</b>	<b>1.0</b>	<b>Education, Training, &amp; Library Occs. (250001)</b>
0	0.0	0	0.0	19	3.7	30	5.9	4	0.8	Postsecondary Teachers (251000)
39	0.8	12	0.2	18	0.4	0	0.0	57	1.1	Primary, Sec. & Special Ed. Teachers (252000)
10	2.3	4	0.9	0	0.0	0	0.0	14	3.2	Preschool & Kindergarten Teachers (252010)
4	0.1	4	0.1	8	0.2	0	0.0	39	1.2	Elementary & Middle School Teachers (252020)
25	2.1	4	0.3	10	0.9	0	0.0	4	0.3	Secondary School Teachers (252030)
0	0.0	0	0.0	0	0.0	0	0.0	0	0.0	Special Education Teachers (252040)
20	3.1	20	3.1	0	0.0	8	1.3	10	1.6	Other Teachers & Instructors (253000)
0	0.0	0	0.0	4	1.3	0	0.0	0	0.0	Librarians, Curators, & Archivists (254000)
0	0.0	0	0.0	0	0.0	0	0.0	0	0.0	Archivists, Curators, & Museum Techs. (254010)
0	0.0	0	0.0	0	0.0	0	0.0	0	0.0	Librarians (254021)
0	0.0	0	0.0	4	6.2	0	0.0	0	0.0	Library Technicians (254031)
20	2.5	0	0.0	20	2.5	4	0.5	0	0.0	Other Educ., Training, & Library Occs. (259000)
20	2.6	0	0.0	20	2.6	4	0.5	0	0.0	Teacher Assistants (259041)
0	0.0	0	0.0	0	0.0	0	0.0	0	0.0	Other Educ., Training, & Library Wrks (2590XX)
<b>8</b>	<b>0.2</b>	<b>93</b>	<b>2.7</b>	<b>53</b>	<b>1.5</b>	<b>61</b>	<b>1.8</b>	<b>42</b>	<b>1.2</b>	<b>Arts, Des., Entert., Sports, &amp; Media Occs. (270001)</b>
0	0.0	55	3.9	19	1.3	19	1.3	34	2.4	Art & Design Workers (271000)
0	0.0	30	7.4	0	0.0	4	1.0	15	3.7	Artists & Related Workers (271010)

**CONNECTICUT OCCUPATIONAL STATISTICS**  
**for Equal Employment Opportunity and Affirmative Action Planning**  
**2000 Census of Population and Housing - Special EEO Tabulation**

**Danbury PMSA**

Occupation	Total All Races *	Total Civilian Labor Force				White Non-Hispanic				Black Non-Hispanic	
		Male	%	Female	%	Male	%	Female	%	Male	%
Designers (271020)	1,010	545	54.0	458	45.3	495	49.0	420	41.6	10	1.0
Entertainers & Perf., Sports & Rel. Wrkrs. (272000)	704	389	55.3	302	42.9	307	43.6	290	41.2	45	6.4
Actors (272011)	20	4	20.0	10	50.0	4	20.0	10	50.0	0	0.0
Producers & Directors (272012)	180	105	58.3	70	38.9	95	52.8	70	38.9	10	5.6
Athletes, Coaches, Umps, & Rel. Wrkrs (272020)	270	154	57.0	114	42.2	110	40.7	110	40.7	15	5.6
Dancers & Choreographers (272030)	4	4	100.0	0	0.0	4	100.0	0	0.0	0	0.0
Musicians, Singers, & Rel. Workers (272040)	195	118	60.5	78	40.0	90	46.2	70	35.9	20	10.3
Ent. & Perf., Sports & Rel. Wrkrs, All Other (272099)	35	4	11.4	30	85.7	4	11.4	30	85.7	0	0.0
Media & Communication Workers (273000)	1,040	463	44.5	577	55.5	444	42.7	539	51.8	0	0.0
Announcers (273010)	30	25	83.3	4	13.3	25	83.3	4	13.3	0	0.0
News Analysts, Reporters & Corresp. (273020)	90	50	55.6	40	44.4	50	55.6	40	44.4	0	0.0
Public Relations Specialists (273031)	145	45	31.0	105	72.4	45	31.0	105	72.4	0	0.0
Editors (273041)	365	155	42.5	209	57.3	155	42.5	195	53.4	0	0.0
Technical Writers (273042)	65	35	53.8	30	46.2	35	53.8	30	46.2	0	0.0
Writers & Authors (273043)	280	134	47.9	145	51.8	130	46.4	145	51.8	0	0.0
Misc. Media & Comm. Workers (273090)	65	19	29.2	44	67.7	4	6.2	20	30.8	0	0.0
Media & Comm. Equipment Workers (274000)	300	239	79.7	60	20.0	215	71.7	60	20.0	0	0.0
Photographers (274021)	165	119	72.1	45	27.3	95	57.6	45	27.3	0	0.0
TV, Video, & Motion Pict. Camera Oper. (274030)	55	40	72.7	15	27.3	40	72.7	15	27.3	0	0.0
BC & Sound Engring. Techs, Etc. (2740XX)	80	80	100.0	0	0.0	80	100.0	0	0.0	0	0.0
<b>Healthcare Practitioners &amp; Tech. Occs. (290001)</b>	<b>5,373</b>	<b>1,373</b>	<b>25.6</b>	<b>3,991</b>	<b>74.3</b>	<b>1,207</b>	<b>22.5</b>	<b>3,519</b>	<b>65.5</b>	<b>14</b>	<b>0.3</b>
Health Diag. & Treating Practitioners (291000)	3,963	1,111	28.0	2,846	71.8	998	25.2	2,534	63.9	14	0.4
Chiropractors (291011)	65	55	84.6	4	6.2	55	84.6	0	0.0	0	0.0
Dentists (291020)	200	189	94.5	10	5.0	185	92.5	10	5.0	4	2.0
Dietitians & Nutritionists (291031)	55	4	7.3	50	90.9	4	7.3	50	90.9	0	0.0
Optometrists (291041)	20	20	100.0	0	0.0	20	100.0	0	0.0	0	0.0
Pharmacists (291051)	115	65	56.5	48	41.7	65	56.5	40	34.8	0	0.0
Physicians & Surgeons (291060)	655	495	75.6	159	24.3	425	64.9	110	16.8	0	0.0
Physician Assistants (291071)	55	35	63.6	20	36.4	20	36.4	20	36.4	0	0.0
Podiatrists (291081)	4	4	100.0	0	0.0	4	100.0	0	0.0	0	0.0
Registered Nurses (291111)	2,220	75	3.4	2,150	96.8	65	2.9	1,915	86.3	0	0.0
Audiologists (291121)	4	0	0.0	4	100.0	0	0.0	4	100.0	0	0.0
Occupational Therapists (291122)	50	0	0.0	49	98.0	0	0.0	45	90.0	0	0.0
Physical Therapists (291123)	160	24	15.0	133	83.1	20	12.5	125	78.1	0	0.0
Radiation Therapists (291124)	25	0	0.0	25	100.0	0	0.0	25	100.0	0	0.0
Recreational Therapists (291125)	20	0	0.0	20	100.0	0	0.0	20	100.0	0	0.0
Respiratory Therapists (291126)	65	40	61.5	30	46.2	30	46.2	30	46.2	10	15.4
Speech-Language Pathologists (291127)	90	10	11.1	80	88.9	10	11.1	80	88.9	0	0.0
Therapists, All Other (291129)	70	45	64.3	25	35.7	45	64.3	25	35.7	0	0.0
Veterinarians (291131)	70	50	71.4	20	28.6	50	71.4	20	28.6	0	0.0
Health Diag. & Treating Pract., All Other (291199)	20	0	0.0	19	95.0	0	0.0	15	75.0	0	0.0
Health Technologists & Technicians (292000)	1,360	242	17.8	1,115	82.0	189	13.9	965	71.0	0	0.0
Clinical Lab Technologists & Techs. (292010)	180	54	30.0	122	67.8	30	16.7	80	44.4	0	0.0
Dental Hygienists (292021)	165	0	0.0	165	100.0	0	0.0	155	93.9	0	0.0
Diagnostic-Rel. Technologists & Techs. (292030)	225	45	20.0	180	80.0	30	13.3	170	75.6	0	0.0
Emergency Med. Techs & Paramedics (292041)	85	75	88.2	10	11.8	75	88.2	10	11.8	0	0.0
Health Diag & Treat. Pract. Supp. Techs. (292050)	330	40	12.1	290	87.9	30	9.1	250	75.8	0	0.0
Lic. Practical & Lic. Vocational Nurses (292061)	275	0	0.0	279	101.5	0	0.0	235	85.5	0	0.0
Medical Records & Health Info. Techs. (292071)	50	10	20.0	39	78.0	10	20.0	35	70.0	0	0.0
Opticians, Dispensing (292081)	25	4	16.0	20	80.0	4	16.0	20	80.0	0	0.0
Misc. Health Technologists & Techs. (292090)	25	14	56.0	10	40.0	10	40.0	10	40.0	0	0.0
Other Healthcare Pract. & Tech. Occs. (299000)	50	20	40.0	30	60.0	20	40.0	20	40.0	0	0.0

**CONNECTICUT OCCUPATIONAL STATISTICS**  
**for Equal Employment Opportunity and Affirmative Action Planning**  
**2000 Census of Population and Housing - Special EEO Tabulation**

**Danbury PMSA**

Black Non-Hispanic		Hispanic in Any Race				All Other Non-Hispanic				Occupation
Female	%	Male	%	Female	%	Male	%	Female	%	
0	0.0	25	2.5	19	1.9	15	1.5	19	1.9	Designers (271020)
8	1.1	14	2.0	0	0.0	23	3.3	4	0.6	Entertainers & Perf., Sports & Rel. Wrkrs. (272000)
0	0.0	0	0.0	0	0.0	0	0.0	0	0.0	Actors (272011)
0	0.0	0	0.0	0	0.0	0	0.0	0	0.0	Producers & Directors (272012)
4	1.5	14	5.2	0	0.0	15	5.6	0	0.0	Athletes, Coaches, Umps, & Rel. Wrkrs (272020)
0	0.0	0	0.0	0	0.0	0	0.0	0	0.0	Dancers & Choreographers (272030)
4	2.1	0	0.0	0	0.0	8	4.1	4	2.1	Musicians, Singers, & Rel. Workers (272040)
0	0.0	0	0.0	0	0.0	0	0.0	0	0.0	Ent. & Perf., Sports & Rel. Wrkrs, All Other (272099)
0	0.0	4	0.4	34	3.3	15	1.4	4	0.4	Media & Communication Workers (273000)
0	0.0	0	0.0	0	0.0	0	0.0	0	0.0	Announcers (273010)
0	0.0	0	0.0	0	0.0	0	0.0	0	0.0	News Analysts, Reporters & Corresp. (273020)
0	0.0	0	0.0	0	0.0	0	0.0	0	0.0	Public Relations Specialists (273031)
0	0.0	0	0.0	14	3.8	0	0.0	0	0.0	Editors (273041)
0	0.0	0	0.0	0	0.0	0	0.0	0	0.0	Technical Writers (273042)
0	0.0	4	1.4	0	0.0	0	0.0	0	0.0	Writers & Authors (273043)
0	0.0	0	0.0	20	30.8	15	23.1	4	6.2	Misc. Media & Comm. Workers (273090)
0	0.0	20	6.7	0	0.0	4	1.3	0	0.0	Media & Comm. Equipment Workers (274000)
0	0.0	20	12.1	0	0.0	4	2.4	0	0.0	Photographers (274021)
0	0.0	0	0.0	0	0.0	0	0.0	0	0.0	TV, Video, & Motion Pict. Camera Oper. (274030)
0	0.0	0	0.0	0	0.0	0	0.0	0	0.0	BC & Sound Engring. Techs, Etc. (2740XX)
<b>113</b>	<b>2.1</b>	<b>78</b>	<b>1.5</b>	<b>130</b>	<b>2.4</b>	<b>74</b>	<b>1.4</b>	<b>229</b>	<b>4.3</b>	<b>Healthcare Practitioners &amp; Tech. Occs. (290001)</b>
59	1.5	50	1.3	52	1.3	49	1.2	201	5.1	Health Diag. & Treating Practitioners (291000)
0	0.0	0	0.0	0	0.0	0	0.0	4	6.2	Chiropractors (291011)
0	0.0	0	0.0	0	0.0	0	0.0	0	0.0	Dentists (291020)
0	0.0	0	0.0	0	0.0	0	0.0	0	0.0	Dietitians & Nutritionists (291031)
0	0.0	0	0.0	0	0.0	0	0.0	0	0.0	Optometrists (291041)
0	0.0	0	0.0	4	3.5	0	0.0	4	3.5	Pharmacists (291051)
0	0.0	25	3.8	4	0.6	45	6.9	45	6.9	Physicians & Surgeons (291060)
0	0.0	15	27.3	0	0.0	0	0.0	0	0.0	Physician Assistants (291071)
0	0.0	0	0.0	0	0.0	0	0.0	0	0.0	Podiatrists (291081)
55	2.5	10	0.5	40	1.8	0	0.0	140	6.3	Registered Nurses (291111)
0	0.0	0	0.0	0	0.0	0	0.0	0	0.0	Audiologists (291121)
4	8.0	0	0.0	0	0.0	0	0.0	0	0.0	Occupational Therapists (291122)
0	0.0	0	0.0	4	2.5	4	2.5	4	2.5	Physical Therapists (291123)
0	0.0	0	0.0	0	0.0	0	0.0	0	0.0	Radiation Therapists (291124)
0	0.0	0	0.0	0	0.0	0	0.0	0	0.0	Recreational Therapists (291125)
0	0.0	0	0.0	0	0.0	0	0.0	0	0.0	Respiratory Therapists (291126)
0	0.0	0	0.0	0	0.0	0	0.0	0	0.0	Speech-Language Pathologists (291127)
0	0.0	0	0.0	0	0.0	0	0.0	0	0.0	Therapists, All Other (291129)
0	0.0	0	0.0	0	0.0	0	0.0	0	0.0	Veterinarians (291131)
0	0.0	0	0.0	0	0.0	0	0.0	4	20.0	Health Diag. & Treating Pract., All Other (291199)
54	4.0	28	2.1	78	5.7	25	1.8	18	1.3	Health Technologists & Technicians (292000)
4	2.2	14	7.8	34	18.9	10	5.6	4	2.2	Clinical Lab Technologists & Techs. (292010)
0	0.0	0	0.0	0	0.0	0	0.0	10	6.1	Dental Hygienists (292021)
10	4.4	0	0.0	0	0.0	15	6.7	0	0.0	Diagnostic-Rel. Technologists & Techs. (292030)
0	0.0	0	0.0	0	0.0	0	0.0	0	0.0	Emergency Med. Techs & Paramedics (292041)
0	0.0	10	3.0	40	12.1	0	0.0	0	0.0	Health Diag & Treat. Pract. Supp. Techs. (292050)
40	14.5	0	0.0	0	0.0	0	0.0	4	1.5	Lic. Practical & Lic. Vocational Nurses (292061)
0	0.0	0	0.0	4	8.0	0	0.0	0	0.0	Medical Records & Health Info. Techs. (292071)
0	0.0	0	0.0	0	0.0	0	0.0	0	0.0	Opticians, Dispensing (292081)
0	0.0	4	16.0	0	0.0	0	0.0	0	0.0	Misc. Health Technologists & Techs. (292090)
0	0.0	0	0.0	0	0.0	0	0.0	10	20.0	Other Healthcare Pract. & Tech. Occs. (299000)



**CONNECTICUT OCCUPATIONAL STATISTICS**  
**for Equal Employment Opportunity and Affirmative Action Planning**  
**2000 Census of Population and Housing - Special EEO Tabulation**

**Danbury PMSA**

Occupation	Total All Races *	Total Civilian Labor Force				White Non-Hispanic				Black Non-Hispanic	
		Male	%	Female	%	Male	%	Female	%	Male	%
<b>SERVICE OCCUPATIONS (310000)</b>	<b>14,503</b>	<b>6,800</b>	<b>46.9</b>	<b>7,635</b>	<b>52.6</b>	<b>4,664</b>	<b>32.2</b>	<b>5,928</b>	<b>40.9</b>	<b>273</b>	<b>1.9</b>
<i>Healthcare Support Occupations (310001)</i>	<b>1,840</b>	<b>214</b>	<b>11.6</b>	<b>1,625</b>	<b>88.3</b>	<b>140</b>	<b>7.6</b>	<b>1,185</b>	<b>64.4</b>	<b>24</b>	<b>1.3</b>
Nursing, Psych., & Home Health Aides (311000)	1,155	85	7.4	1,070	92.6	55	4.8	725	62.8	10	0.9
Nursing, Psych., & Home Health Aides (311010)	1,155	85	7.4	1,070	92.6	55	4.8	725	62.8	10	0.9
Occ. & Phys. Therapist Assists & Aides (312000)	35	10	28.6	25	71.4	0	0.0	25	71.4	10	28.6
Occ. Therapist Assistants & Aides (312010)	0	0	0.0	0	0.0	0	0.0	0	0.0	0	0.0
Physical Therapist Assistants & Aides (312020)	35	10	28.6	25	71.4	0	0.0	25	71.4	10	28.6
Other Healthcare Support Occupations (319000)	650	119	18.3	530	81.5	85	13.1	435	66.9	4	0.6
Massage Therapists (319011)	100	15	15.0	83	83.0	15	15.0	75	75.0	0	0.0
Dental Assistants (319091)	195	0	0.0	200	102.6	0	0.0	150	76.9	0	0.0
Med. Assist. & Other Health Supp. Occs (31909X)	355	104	29.3	247	69.6	70	19.7	210	59.2	4	1.1
<b>Protective Service Occupations (330001)</b>	<b>1,385</b>	<b>1,145</b>	<b>82.7</b>	<b>232</b>	<b>16.8</b>	<b>1,015</b>	<b>73.3</b>	<b>224</b>	<b>16.2</b>	<b>75</b>	<b>5.4</b>
First-Line Super./Mgr., Protective Serv. Wrkr (331000)	215	195	90.7	19	8.8	195	90.7	15	7.0	0	0.0
First-Line Super./Mgrs. of Correct. Offrs (331011)	20	10	50.0	4	20.0	10	50.0	0	0.0	0	0.0
First-Line Super./Mgrs. of Police & Det. (331012)	50	50	100.0	0	0.0	50	100.0	0	0.0	0	0.0
First-Line Super./Mgrs. of Fire Fighters (331021)	70	70	100.0	0	0.0	70	100.0	0	0.0	0	0.0
Super., Protect. Serv. Wrkrs, All Other (331099)	75	65	86.7	15	20.0	65	86.7	15	20.0	0	0.0
Fire Fighting & Prevention Workers (332000)	235	230	97.9	10	4.3	230	97.9	10	4.3	0	0.0
Fire Fighters (332011)	215	215	100.0	0	0.0	215	100.0	0	0.0	0	0.0
Fire Inspectors (332020)	20	15	75.0	10	50.0	15	75.0	10	50.0	0	0.0
Law Enforcement Workers (333000)	400	350	87.5	38	9.5	300	75.0	34	8.5	40	10.0
Bailiffs, Correctional Officers, & Jailers (333010)	75	60	80.0	8	10.7	35	46.7	4	5.3	25	33.3
Detectives & Criminal Investigators (333021)	20	20	100.0	0	0.0	20	100.0	0	0.0	0	0.0
Police Officers (333050)	305	270	88.5	30	9.8	245	80.3	30	9.8	15	4.9
Misc. Law Enforcement Workers (3330XX)	0	0	0.0	0	0.0	0	0.0	0	0.0	0	0.0
Other Protective Service Workers (339000)	535	370	69.2	165	30.8	290	54.2	165	30.8	35	6.5
Animal Control Workers (339011)	10	0	0.0	10	100.0	0	0.0	10	100.0	0	0.0
Private Detectives & Investigators (339021)	10	0	0.0	10	100.0	0	0.0	10	100.0	0	0.0
Sec. Guards & Gaming Surv. Officers (339030)	375	290	77.3	85	22.7	235	62.7	85	22.7	25	6.7
Crossing Guards (339091)	40	20	50.0	20	50.0	20	50.0	20	50.0	0	0.0
Lifeguards & Other Prot. Serv. Wrkrs (33909X)	100	60	60.0	40	40.0	35	35.0	40	40.0	10	10.0
<b>Food Prep. &amp; Serving-Rel. Occupations (350001)</b>	<b>4,155</b>	<b>2,061</b>	<b>49.6</b>	<b>2,063</b>	<b>49.7</b>	<b>1,193</b>	<b>28.7</b>	<b>1,660</b>	<b>40.0</b>	<b>110</b>	<b>2.6</b>
Supervisors, Food Prep. & Serv. Wrkrs (351000)	615	445	72.4	164	26.7	315	51.2	150	24.4	10	1.6
Chefs & Head Cooks (351011)	365	310	84.9	55	15.1	235	64.4	55	15.1	10	2.7
First-Line Super./Mgrs. of Food Workers (351012)	250	135	54.0	109	43.6	80	32.0	95	38.0	0	0.0
Cooks & Food Preparation Workers (352000)	1,240	655	52.8	578	46.6	220	17.7	395	31.9	40	3.2
Cooks (352010)	735	475	64.6	259	35.2	175	23.8	150	20.4	0	0.0
Food Preparation Workers (352021)	505	180	35.6	319	63.2	45	8.9	245	48.5	40	7.9
Food & Beverage Serving Workers (353000)	1,740	604	34.7	1,123	64.5	519	29.8	955	54.9	25	1.4
Bartenders (353011)	185	104	56.2	75	40.5	100	54.1	75	40.5	0	0.0
Comb Food Prep/Serv., Incl. Fast Food (353021)	175	58	33.1	113	64.6	50	28.6	105	60.0	0	0.0
Counter Attend., Caf�, Food Conc., Etc. (353022)	190	60	31.6	135	71.1	45	23.7	110	57.9	0	0.0
Waiters & Waitresses (353031)	1,130	368	32.6	760	67.3	320	28.3	625	55.3	25	2.2
Food Servers, Non-restaurant (353041)	60	14	23.3	40	66.7	4	6.7	40	66.7	0	0.0
Other Food Prep. & Serv. Rel. Workers (359000)	560	357	63.8	198	35.4	139	24.8	160	28.6	35	6.3
Dishwashers (359021)	220	209	95.0	4	1.8	55	25.0	0	0.0	0	0.0
Hosts/Hostesses, Rest., Lounge, Etc. (359031)	90	4	4.4	84	93.3	4	4.4	80	88.9	0	0.0
Misc. Food Prep & Serving Rel. Workers (3590XX)	250	144	57.6	110	44.0	80	32.0	80	32.0	35	14.0
<b>Bldg &amp; Grounds Cleaning &amp; Maint. Occs. (370001)</b>	<b>4,315</b>	<b>2,892</b>	<b>67.0</b>	<b>1,419</b>	<b>32.9</b>	<b>1,900</b>	<b>44.0</b>	<b>869</b>	<b>20.1</b>	<b>35</b>	<b>0.8</b>
Super., Bldg & Grnds Clean & Maint. Wrkrs (371000)	235	219	93.2	14	6.0	165	70.2	4	1.7	0	0.0
First-Line Supr./Mgrs. of Housekeeping Etc. (371011)	120	104	86.7	14	11.7	65	54.2	4	3.3	0	0.0
First-Line Supr./Mgrs. of Landscaping, Etc. (371012)	115	115	100.0	0	0.0	100	87.0	0	0.0	0	0.0

**CONNECTICUT OCCUPATIONAL STATISTICS**  
**for Equal Employment Opportunity and Affirmative Action Planning**  
**2000 Census of Population and Housing - Special EEO Tabulation**

**Danbury PMSA**

Black Non-Hispanic		Hispanic in Any Race				All Other Non-Hispanic				Occupation
Female	%	Male	%	Female	%	Male	%	Female	%	
319	2.2	1,421	9.8	884	6.1	442	3.0	504	3.5	<b>SERVICE OCCUPATIONS (310000)</b>
184	10.0	20	1.1	188	10.2	30	1.6	68	3.7	<i>Healthcare Support Occupations (310001)</i>
155	13.4	10	0.9	140	12.1	10	0.9	50	4.3	Nursing, Psych., & Home Health Aides (311000)
155	13.4	10	0.9	140	12.1	10	0.9	50	4.3	Nursing, Psych., & Home Health Aides (311010)
0	0.0	0	0.0	0	0.0	0	0.0	0	0.0	Occ. & Phys. Therapist Assists & Aides (312000)
0	0.0	0	0.0	0	0.0	0	0.0	0	0.0	Occ. Therapist Assistants & Aides (312010)
0	0.0	0	0.0	0	0.0	0	0.0	0	0.0	Physical Therapist Assistants & Aides (312020)
29	4.5	10	1.5	48	7.4	20	3.1	18	2.8	Other Healthcare Support Occupations (319000)
4	4.0	0	0.0	0	0.0	0	0.0	4	4.0	Massage Therapists (319011)
0	0.0	0	0.0	40	20.5	0	0.0	10	5.1	Dental Assistants (319091)
25	7.0	10	2.8	8	2.3	20	5.6	4	1.1	Med. Assist. & Other Health Supp. Occs (31909X)
8	0.6	30	2.2	0	0.0	25	1.8	0	0.0	<b>Protective Service Occupations (330001)</b>
4	1.9	0	0.0	0	0.0	0	0.0	0	0.0	First-Line Super./Mgr., Protective Serv. Wrkr (331000)
4	20.0	0	0.0	0	0.0	0	0.0	0	0.0	First-Line Super./Mgrs. of Correct. Offrs (331011)
0	0.0	0	0.0	0	0.0	0	0.0	0	0.0	First-Line Super./Mgrs. of Police & Det. (331012)
0	0.0	0	0.0	0	0.0	0	0.0	0	0.0	First-Line Super./Mgrs. of Fire Fighters (331021)
0	0.0	0	0.0	0	0.0	0	0.0	0	0.0	Super., Protect. Serv. Wrkrs, All Other (331099)
0	0.0	0	0.0	0	0.0	0	0.0	0	0.0	Fire Fighting & Prevention Workers (332000)
0	0.0	0	0.0	0	0.0	0	0.0	0	0.0	Fire Fighters (332011)
0	0.0	0	0.0	0	0.0	0	0.0	0	0.0	Fire Inspectors (332020)
4	1.0	10	2.5	0	0.0	0	0.0	0	0.0	Law Enforcement Workers (333000)
4	5.3	0	0.0	0	0.0	0	0.0	0	0.0	Bailiffs, Correctional Officers, & Jailers (333010)
0	0.0	0	0.0	0	0.0	0	0.0	0	0.0	Detectives & Criminal Investigators (333021)
0	0.0	10	3.3	0	0.0	0	0.0	0	0.0	Police Officers (333050)
0	0.0	0	0.0	0	0.0	0	0.0	0	0.0	Misc. Law Enforcement Workers (3330XX)
0	0.0	20	3.7	0	0.0	25	4.7	0	0.0	Other Protective Service Workers (339000)
0	0.0	0	0.0	0	0.0	0	0.0	0	0.0	Animal Control Workers (339011)
0	0.0	0	0.0	0	0.0	0	0.0	0	0.0	Private Detectives & Investigators (339021)
0	0.0	20	5.3	0	0.0	10	2.7	0	0.0	Sec. Guards & Gaming Surv. Officers (339030)
0	0.0	0	0.0	0	0.0	0	0.0	0	0.0	Crossing Guards (339091)
0	0.0	0	0.0	0	0.0	15	15.0	0	0.0	Lifeguards & Other Prot. Serv. Wrkrs (33909X)
58	1.4	643	15.5	244	5.9	115	2.8	101	2.4	<b>Food Prep. &amp; Serving-Rel. Occupations (350001)</b>
0	0.0	80	13.0	4	0.7	40	6.5	10	1.6	Supervisors, Food Prep. & Serv. Wrkrs (351000)
0	0.0	45	12.3	0	0.0	20	5.5	0	0.0	Chefs & Head Cooks (351011)
0	0.0	35	14.0	4	1.6	20	8.0	10	4.0	First-Line Super./Mgrs. of Food Workers (351012)
19	1.5	355	28.6	145	11.7	40	3.2	19	1.5	Cooks & Food Preparation Workers (352000)
4	0.5	260	35.4	105	14.3	40	5.4	0	0.0	Cooks (352010)
15	3.0	95	18.8	40	7.9	0	0.0	19	3.8	Food Preparation Workers (352021)
15	0.9	29	1.7	85	4.9	31	1.8	68	3.9	Food & Beverage Serving Workers (353000)
0	0.0	0	0.0	0	0.0	4	2.2	0	0.0	Bartenders (353011)
0	0.0	0	0.0	0	0.0	8	4.6	8	4.6	Comb Food Prep/Serv., Incl. Fast Food (353021)
0	0.0	0	0.0	25	13.2	15	7.9	0	0.0	Counter Attend., Caf�, Food Conc., Etc. (353022)
15	1.3	19	1.7	60	5.3	4	0.4	60	5.3	Waiters & Waitresses (353031)
0	0.0	10	16.7	0	0.0	0	0.0	0	0.0	Food Servers, Non-restaurant (353041)
24	4.3	179	32.0	10	1.8	4	0.7	4	0.7	Other Food Prep. & Serv. Rel. Workers (359000)
4	1.8	150	68.2	0	0.0	4	1.8	0	0.0	Dishwashers (359021)
0	0.0	0	0.0	0	0.0	0	0.0	4	4.4	Hosts/Hostesses, Rest., Lounge, Etc. (359031)
20	8.0	29	11.6	10	4.0	0	0.0	0	0.0	Misc. Food Prep & Serving Rel. Workers (3590XX)
20	0.5	709	16.4	285	6.6	248	5.7	245	5.7	<b>Bldg &amp; Grounds Cleaning &amp; Maint. Occs. (370001)</b>
0	0.0	34	14.5	10	4.3	20	8.5	0	0.0	Super., Bldg & Grnds Clean & Maint. Wrkrs (371000)
0	0.0	19	15.8	10	8.3	20	16.7	0	0.0	First-Line Supr./Mgrs. of Housekeeping Etc. (371011)
0	0.0	15	13.0	0	0.0	0	0.0	0	0.0	First-Line Supr./Mgrs. of Landscaping, Etc. (371012)

**CONNECTICUT OCCUPATIONAL STATISTICS**  
**for Equal Employment Opportunity and Affirmative Action Planning**  
**2000 Census of Population and Housing - Special EEO Tabulation**

**Danbury PMSA**

Occupation	Total All Races *	Total Civilian Labor Force				White Non-Hispanic				Black Non-Hispanic	
		Male	%	Female	%	Male	%	Female	%	Male	%
Building Cleaning & Pest Control Workers (372000)	2,495	1,238	49.6	1,255	50.3	845	33.9	715	28.7	25	1.0
Maids & Housekeeping Cleaners (372012)	1,125	135	12.0	995	88.4	60	5.3	555	49.3	0	0.0
Janitors & Building Cleaners (37201X)	1,355	1,088	80.3	260	19.2	770	56.8	160	11.8	25	1.8
Pest Control Workers (372021)	15	15	100.0	0	0.0	15	100.0	0	0.0	0	0.0
Grounds Maintenance Workers (373000)	1,585	1,435	90.5	150	9.5	890	56.2	150	9.5	10	0.6
Grounds Maintenance Workers (373010)	1,585	1,435	90.5	150	9.5	890	56.2	150	9.5	10	0.6
<b>Personal Care &amp; Service Occupations (390001)</b>	<b>2,808</b>	<b>488</b>	<b>17.4</b>	<b>2,296</b>	<b>81.8</b>	<b>416</b>	<b>14.8</b>	<b>1,990</b>	<b>70.9</b>	<b>29</b>	<b>1.0</b>
Super., Personal Care & Service Workers (391000)	130	35	26.9	95	73.1	35	26.9	95	73.1	0	0.0
First-Line Super./Mgrs. of Gaming Workers (391010)	50	35	70.0	15	30.0	35	70.0	15	30.0	0	0.0
First-Line Super./Mgrs. of Pers. Serv. Wrks (391021)	80	0	0.0	80	100.0	0	0.0	80	100.0	0	0.0
Animal Care & Service Workers (392000)	135	35	25.9	99	73.3	25	18.5	95	70.4	0	0.0
Animal Trainers (392011)	25	0	0.0	25	100.0	0	0.0	25	100.0	0	0.0
Non-farm Animal Caretakers (392021)	110	35	31.8	74	67.3	25	22.7	70	63.6	0	0.0
Entert. Attendants & Related Workers (393000)	94	54	57.4	40	42.6	44	46.8	30	31.9	0	0.0
Gaming Services Workers (393010)	10	0	0.0	10	100.0	0	0.0	0	0.0	0	0.0
Motion Picture Projectionists (393021)	4	4	100.0	0	0.0	4	100.0	0	0.0	0	0.0
Ushers, Lobby Attend., & Ticket Takers (393031)	0	0	0.0	0	0.0	0	0.0	0	0.0	0	0.0
Misc. Entertainment Attend. & Rel Wrks (393090)	80	50	62.5	30	37.5	40	50.0	30	37.5	0	0.0
Funeral Service Workers (394000)	4	4	100.0	0	0.0	4	100.0	0	0.0	0	0.0
Personal Appearance Workers (395000)	720	103	14.3	605	84.0	84	11.7	540	75.0	0	0.0
Barbers (395011)	25	19	76.0	4	16.0	4	16.0	0	0.0	0	0.0
Hairdressers, Stylists, & Cosmetologists (395012)	565	84	14.9	477	84.4	80	14.2	445	78.8	0	0.0
Misc. Personal Appearance Workers (395090)	130	0	0.0	124	95.4	0	0.0	95	73.1	0	0.0
Transp., Tourism, & Lodging Attendants (396000)	175	30	17.1	145	82.9	30	17.1	130	74.3	0	0.0
Baggage Porters, Bellhops, & Concierges (396010)	15	15	100.0	0	0.0	15	100.0	0	0.0	0	0.0
Tour & Travel Guides (396020)	25	0	0.0	25	100.0	0	0.0	25	100.0	0	0.0
Transportation Attendants (396030)	135	15	11.1	120	88.9	15	11.1	105	77.8	0	0.0
Other Personal Care & Service Workers (399000)	1,550	227	14.6	1,312	84.6	194	12.5	1,100	71.0	29	1.9
Child Care Workers (399011)	1,095	84	7.7	1,009	92.1	80	7.3	830	75.8	0	0.0
Personal & Home Care Aides (399021)	170	45	26.5	119	70.0	20	11.8	90	52.9	25	14.7
Recreation & Fitness Workers (399030)	210	79	37.6	129	61.4	75	35.7	125	59.5	4	1.9
Residential Advisors (399041)	50	4	8.0	45	90.0	4	8.0	45	90.0	0	0.0
Pers. Care & Serv. Workers, All Other (399099)	25	15	60.0	10	40.0	15	60.0	10	40.0	0	0.0
<b>SALES &amp; RELATED OCCUPATIONS (410000)</b>	<b>14,130</b>	<b>7,655</b>	<b>54.2</b>	<b>6,472</b>	<b>45.8</b>	<b>6,858</b>	<b>48.5</b>	<b>5,550</b>	<b>39.3</b>	<b>213</b>	<b>1.5</b>
Supervisors, Sales Workers (411000)	3,510	2,249	64.1	1,265	36.0	2,115	60.3	1,155	32.9	45	1.3
First-Line Super./Mgrs. of Ret. Sales Wrks (411011)	2,585	1,625	62.9	960	37.1	1,545	59.8	870	33.7	15	0.6
First-Line Sup./Mgrs., Non-Ret Sales Wrks (411012)	925	624	67.5	305	33.0	570	61.6	285	30.8	30	3.2
Retail Sales Workers (412000)	5,550	2,419	43.6	3,123	56.3	1,920	34.6	2,455	44.2	124	2.2
Cashiers (412010)	1,865	549	29.4	1,315	70.5	350	18.8	895	48.0	84	4.5
Counter & Rental Clerks (412021)	125	50	40.0	68	54.4	50	40.0	60	48.0	0	0.0
Parts Salespersons (412022)	60	50	83.3	10	16.7	50	83.3	10	16.7	0	0.0
Retail Salespersons (412031)	3,500	1,770	50.6	1,730	49.4	1,470	42.0	1,490	42.6	40	1.1
Sales Representatives, Services (413000)	2,215	1,487	67.1	739	33.4	1,410	63.7	675	30.5	10	0.5
Advertising Sales Agents (413011)	245	145	59.2	105	42.9	145	59.2	105	42.9	0	0.0
Insurance Sales Agents (413021)	480	319	66.5	165	34.4	305	63.5	150	31.3	0	0.0
Securities, Comm., & Fin. Serv. Sales Agts (413031)	620	490	79.0	134	21.6	445	71.8	120	19.4	0	0.0
Travel Agents (413041)	200	15	7.5	185	92.5	15	7.5	175	87.5	0	0.0
Sales Reps, Services, All Other (413099)	670	518	77.3	150	22.4	500	74.6	125	18.7	10	1.5
Sales Reps, Wholesale & Manufacturing (414000)	1,475	1,048	71.1	425	28.8	1,005	68.1	405	27.5	4	0.3
Sales Reps, Wholesale & Manufacturing (414010)	1,475	1,048	71.1	425	28.8	1,005	68.1	405	27.5	4	0.3
Other Sales & Related Workers (419000)	1,380	452	32.8	920	66.7	408	29.6	860	62.3	30	2.2
Models, Demonstrators, & Prod Promoters (419010)	25	4	16.0	15	60.0	4	16.0	15	60.0	0	0.0

**CONNECTICUT OCCUPATIONAL STATISTICS**  
**for Equal Employment Opportunity and Affirmative Action Planning**  
**2000 Census of Population and Housing - Special EEO Tabulation**

**Danbury PMSA**

Black Non-Hispanic		Hispanic in Any Race				All Other Non-Hispanic				Occupation
Female	%	Male	%	Female	%	Male	%	Female	%	
20	0.8	250	10.0	275	11.0	118	4.7	245	9.8	Building Cleaning & Pest Control Workers (372000)
20	1.8	55	4.9	220	19.6	20	1.8	200	17.8	Maids & Housekeeping Cleaners (372012)
0	0.0	195	14.4	55	4.1	98	7.2	45	3.3	Janitors & Building Cleaners (37201X)
0	0.0	0	0.0	0	0.0	0	0.0	0	0.0	Pest Control Workers (372021)
0	0.0	425	26.8	0	0.0	110	6.9	0	0.0	Grounds Maintenance Workers (373000)
0	0.0	425	26.8	0	0.0	110	6.9	0	0.0	Grounds Maintenance Workers (373010)
<b>49</b>	<b>1.7</b>	<b>19</b>	<b>0.7</b>	<b>167</b>	<b>5.9</b>	<b>24</b>	<b>0.9</b>	<b>90</b>	<b>3.2</b>	<b>Personal Care &amp; Service Occupations (390001)</b>
0	0.0	0	0.0	0	0.0	0	0.0	0	0.0	Super., Personal Care & Service Workers (391000)
0	0.0	0	0.0	0	0.0	0	0.0	0	0.0	First-Line Super./Mgrs. of Gaming Workers (391010)
0	0.0	0	0.0	0	0.0	0	0.0	0	0.0	First-Line Super./Mgrs. of Pers. Serv. Wrkrs (391021)
0	0.0	0	0.0	0	0.0	10	7.4	4	3.0	Animal Care & Service Workers (392000)
0	0.0	0	0.0	0	0.0	0	0.0	0	0.0	Animal Trainers (392011)
0	0.0	0	0.0	0	0.0	10	9.1	4	3.6	Non-farm Animal Caretakers (392021)
0	0.0	0	0.0	10	10.6	10	10.6	0	0.0	Entert. Attendants & Related Workers (393000)
0	0.0	0	0.0	10	100.0	0	0.0	0	0.0	Gaming Services Workers (393010)
0	0.0	0	0.0	0	0.0	0	0.0	0	0.0	Motion Picture Projectionists (393021)
0	0.0	0	0.0	0	0.0	0	0.0	0	0.0	Ushers, Lobby Attend., & Ticket Takers (393031)
0	0.0	0	0.0	0	0.0	10	12.5	0	0.0	Misc. Entertainment Attend. & Rel Wrkrs (393090)
0	0.0	0	0.0	0	0.0	0	0.0	0	0.0	Funeral Service Workers (394000)
4	0.6	15	2.1	53	7.4	4	0.6	8	1.1	Personal Appearance Workers (395000)
0	0.0	15	60.0	4	16.0	0	0.0	0	0.0	Barbers (395011)
4	0.7	0	0.0	24	4.2	4	0.7	4	0.7	Hairdressers, Stylists, & Cosmetologists (395012)
0	0.0	0	0.0	25	19.2	0	0.0	4	3.1	Misc. Personal Appearance Workers (395090)
0	0.0	0	0.0	0	0.0	0	0.0	15	8.6	Transp., Tourism, & Lodging Attendants (396000)
0	0.0	0	0.0	0	0.0	0	0.0	0	0.0	Baggage Porters, Bellhops, & Concierges (396010)
0	0.0	0	0.0	0	0.0	0	0.0	0	0.0	Tour & Travel Guides (396020)
0	0.0	0	0.0	0	0.0	0	0.0	15	11.1	Transportation Attendants (396030)
45	2.9	4	0.3	104	6.7	0	0.0	63	4.1	Other Personal Care & Service Workers (399000)
35	3.2	4	0.4	85	7.8	0	0.0	59	5.4	Child Care Workers (399011)
10	5.9	0	0.0	15	8.8	0	0.0	4	2.4	Personal & Home Care Aides (399021)
0	0.0	0	0.0	4	1.9	0	0.0	0	0.0	Recreation & Fitness Workers (399030)
0	0.0	0	0.0	0	0.0	0	0.0	0	0.0	Residential Advisors (399041)
0	0.0	0	0.0	0	0.0	0	0.0	0	0.0	Pers. Care & Serv. Workers, All Other (399099)
<b>185</b>	<b>1.3</b>	<b>338</b>	<b>2.4</b>	<b>493</b>	<b>3.5</b>	<b>246</b>	<b>1.7</b>	<b>244</b>	<b>1.7</b>	<b>SALES &amp; RELATED OCCUPATIONS (410000)</b>
10	0.3	65	1.9	70	2.0	24	0.7	30	0.9	Supervisors, Sales Workers (411000)
10	0.4	45	1.7	60	2.3	20	0.8	20	0.8	First-Line Super./Mgrs. of Ret. Sales Wrkrs (411011)
0	0.0	20	2.2	10	1.1	4	0.4	10	1.1	First-Line Sup./Mgrs., Non-Ret Sales Wrkrs (411012)
135	2.4	215	3.9	374	6.7	160	2.9	159	2.9	Retail Sales Workers (412000)
60	3.2	40	2.1	250	13.4	75	4.0	110	5.9	Cashiers (412010)
0	0.0	0	0.0	4	3.2	0	0.0	4	3.2	Counter & Rental Clerks (412021)
0	0.0	0	0.0	0	0.0	0	0.0	0	0.0	Parts Salespersons (412022)
75	2.1	175	5.0	120	3.4	85	2.4	45	1.3	Retail Salespersons (412031)
10	0.5	34	1.5	29	1.3	33	1.5	25	1.1	Sales Representatives, Services (413000)
0	0.0	0	0.0	0	0.0	0	0.0	0	0.0	Advertising Sales Agents (413011)
0	0.0	10	2.1	15	3.1	4	0.8	0	0.0	Insurance Sales Agents (413021)
10	1.6	20	3.2	4	0.6	25	4.0	0	0.0	Securities, Comm., & Fin. Serv. Sales Agts (413031)
0	0.0	0	0.0	0	0.0	0	0.0	10	5.0	Travel Agents (413041)
0	0.0	4	0.6	10	1.5	4	0.6	15	2.2	Sales Reps, Services, All Other (413099)
10	0.7	14	0.9	10	0.7	25	1.7	0	0.0	Sales Reps, Wholesale & Manufacturing (414000)
10	0.7	14	0.9	10	0.7	25	1.7	0	0.0	Sales Reps, Wholesale & Manufacturing (414010)
20	1.4	10	0.7	10	0.7	4	0.3	30	2.2	Other Sales & Related Workers (419000)
0	0.0	0	0.0	0	0.0	0	0.0	0	0.0	Models, Demonstrators, & Prod Promoters (419010)

**CONNECTICUT OCCUPATIONAL STATISTICS**  
**for Equal Employment Opportunity and Affirmative Action Planning**  
**2000 Census of Population and Housing - Special EEO Tabulation**

**Danbury PMSA**

Occupation	Total All Races *	Total Civilian Labor Force				White Non-Hispanic				Black Non-Hispanic	
		Male	%	Female	%	Male	%	Female	%	Male	%
Real Estate Brokers & Sales Agents (419020)	830	289	34.8	540	65.1	285	34.3	530	63.9	0	0.0
Sales Engineers (419031)	15	15	100.0	0	0.0	15	100.0	0	0.0	0	0.0
Telemarketers (419041)	160	14	8.8	145	90.6	4	2.5	125	78.1	0	0.0
Door-To-Door Sales Workers & Rel Wrkrs (419091)	130	25	19.2	105	80.8	25	19.2	95	73.1	0	0.0
Sales & Related Workers, All Other (419099)	220	105	47.7	115	52.3	75	34.1	95	43.2	30	13.6
<b>OFFICE &amp; ADMIN. SUPPORT OCCUPATIONS (430000)</b>	<b>15,344</b>	<b>3,480</b>	<b>22.7</b>	<b>11,841</b>	<b>77.2</b>	<b>3,000</b>	<b>19.6</b>	<b>10,772</b>	<b>70.2</b>	<b>165</b>	<b>1.1</b>
Super., Office & Admin. Support Workers (431000)	1,495	485	32.4	1,015	67.9	465	31.1	895	59.9	0	0.0
First-Line Sup./Mgrs., Admin. Support Wrkrs (431011)	1,495	485	32.4	1,015	67.9	465	31.1	895	59.9	0	0.0
Communications Equipment Operators (432000)	115	35	30.4	73	63.5	35	30.4	65	56.5	0	0.0
Switchboard Operators, Incl. Ans. Service (432011)	50	25	50.0	23	46.0	25	50.0	15	30.0	0	0.0
Telephone Operators (432021)	45	10	22.2	30	66.7	10	22.2	30	66.7	0	0.0
Comm. Equipment Operators, All Other (432099)	20	0	0.0	20	100.0	0	0.0	20	100.0	0	0.0
Financial Clerks (433000)	2,255	216	9.6	2,042	90.6	184	8.2	1,895	84.0	0	0.0
Bill & Account Collectors (433011)	120	30	25.0	90	75.0	30	25.0	65	54.2	0	0.0
Billing & Posting Clerks & Machine Oper. (433021)	210	8	3.8	199	94.8	4	1.9	195	92.9	0	0.0
Bookkeeping, Accting, & Auditing Clerks (433031)	1,425	134	9.4	1,294	90.8	110	7.7	1,210	84.9	0	0.0
Gaming Cage Workers (433041)	10	0	0.0	10	100.0	0	0.0	10	100.0	0	0.0
Payroll & Timekeeping Clerks (433051)	165	4	2.4	160	97.0	0	0.0	150	90.9	0	0.0
Procurement Clerks (433061)	55	30	54.5	24	43.6	30	54.5	20	36.4	0	0.0
Tellers (433071)	270	10	3.7	265	98.1	10	3.7	245	90.7	0	0.0
Information & Record Clerks (434000)	3,500	653	18.7	2,828	80.8	604	17.3	2,444	69.8	35	1.0
Brokerage Clerks (434011)	10	10	100.0	0	0.0	0	0.0	0	0.0	0	0.0
Court, Municipal, & License Clerks (434031)	15	0	0.0	15	100.0	0	0.0	15	100.0	0	0.0
Credit Authorizers, Checkers, & Clerks (434041)	30	10	33.3	20	66.7	10	33.3	10	33.3	0	0.0
Customer Service Representatives (434051)	1,495	335	22.4	1,155	77.3	300	20.1	1,005	67.2	35	2.3
Eligibility Interviewers, Govt. Programs (434061)	30	20	66.7	8	26.7	20	66.7	4	13.3	0	0.0
File Clerks (434071)	270	50	18.5	220	81.5	50	18.5	190	70.4	0	0.0
Hotel, Motel, & Resort Desk Clerks (434081)	45	10	22.2	34	75.6	10	22.2	30	66.7	0	0.0
Interviewers, Except Eligibility & Loan (434111)	125	55	44.0	65	52.0	55	44.0	65	52.0	0	0.0
Library Assistants, Clerical (434121)	90	15	16.7	74	82.2	15	16.7	55	61.1	0	0.0
Loan Interviewers & Clerks (434131)	60	24	40.0	30	50.0	20	33.3	30	50.0	0	0.0
New Accounts Clerks (434141)	0	0	0.0	0	0.0	0	0.0	0	0.0	0	0.0
Human Res. Assists, Exc. Payroll Etc. (434161)	25	4	16.0	20	80.0	4	16.0	0	0.0	0	0.0
Receptionists & Information Clerks (434171)	1,115	80	7.2	1,039	93.2	80	7.2	910	81.6	0	0.0
Reserv. & Transp. Ticket Agts & Trav Clerks (434181)	80	15	18.8	65	81.3	15	18.8	65	81.3	0	0.0
Information & Record Clerks, All Other (434199)	40	0	0.0	40	100.0	0	0.0	40	100.0	0	0.0
Correspondence Clerks & Order Clerks (434XXX)	70	25	35.7	43	61.4	25	35.7	25	35.7	0	0.0
Material Recording, Scheduling, Etc. (435000)	2,234	1,469	65.8	767	34.3	1,178	52.7	675	30.2	105	4.7
Cargo & Freight Agents (435011)	10	10	100.0	0	0.0	10	100.0	0	0.0	0	0.0
Couriers & Messengers (435021)	55	49	89.1	0	0.0	35	63.6	0	0.0	0	0.0
Dispatchers (435030)	130	89	68.5	35	26.9	60	46.2	35	26.9	25	19.2
Meter Readers, Utilities (435041)	4	4	100.0	0	0.0	4	100.0	0	0.0	0	0.0
Postal Service Clerks (435051)	125	63	50.4	60	48.0	40	32.0	60	48.0	15	12.0
Postal Service Mail Carriers (435052)	335	235	70.1	100	29.9	175	52.2	100	29.9	25	7.5
Postal Service Mail Sorters, Processors, Etc. (435053)	25	25	100.0	4	16.0	25	100.0	0	0.0	0	0.0
Production, Planning, & Expediting Clerks (435061)	320	145	45.3	175	54.7	145	45.3	150	46.9	0	0.0
Shipping, Receiving, & Traffic Clerks (435071)	440	305	69.3	145	33.0	235	53.4	90	20.5	10	2.3
Stock Clerks & Order Fillers (435081)	770	540	70.1	228	29.6	445	57.8	220	28.6	30	3.9
Weighers, Measurers, Checkers, Etc. (435111)	20	4	20.0	20	100.0	4	20.0	20	100.0	0	0.0
Secretaries & Administrative Assistants (436000)	3,440	30	0.9	3,404	99.0	30	0.9	3,265	94.9	0	0.0
Secretaries & Administrative Assistants (436010)	3,440	30	0.9	3,404	99.0	30	0.9	3,265	94.9	0	0.0
Other Office & Admin. Support Workers (439000)	2,305	592	25.7	1,712	74.3	504	21.9	1,533	66.5	25	1.1

**CONNECTICUT OCCUPATIONAL STATISTICS**  
**for Equal Employment Opportunity and Affirmative Action Planning**  
**2000 Census of Population and Housing - Special EEO Tabulation**

**Danbury PMSA**

Black Non-Hispanic		Hispanic in Any Race				All Other Non-Hispanic				Occupation
Female	%	Male	%	Female	%	Male	%	Female	%	
0	0.0	0	0.0	10	1.2	4	0.5	0	0.0	Real Estate Brokers & Sales Agents (419020)
0	0.0	0	0.0	0	0.0	0	0.0	0	0.0	Sales Engineers (419031)
0	0.0	10	6.3	0	0.0	0	0.0	20	12.5	Telemarketers (419041)
0	0.0	0	0.0	0	0.0	0	0.0	10	7.7	Door-To-Door Sales Workers & Rel Wrks (419091)
20	9.1	0	0.0	0	0.0	0	0.0	0	0.0	Sales & Related Workers, All Other (419099)
<b>238</b>	<b>1.6</b>	<b>184</b>	<b>1.2</b>	<b>508</b>	<b>3.3</b>	<b>131</b>	<b>0.9</b>	<b>323</b>	<b>2.1</b>	<b>OFFICE &amp; ADMIN. SUPPORT OCCUPATIONS (430000)</b>
20	1.3	20	1.3	50	3.3	0	0.0	50	3.3	Super., Office & Admin. Support Workers (431000)
20	1.3	20	1.3	50	3.3	0	0.0	50	3.3	First-Line Sup./Mgrs., Admin. Support Wrks (431011)
4	3.5	0	0.0	0	0.0	0	0.0	4	3.5	Communications Equipment Operators (432000)
4	8.0	0	0.0	0	0.0	0	0.0	4	8.0	Switchboard Operators, Incl. Ans. Service (432011)
0	0.0	0	0.0	0	0.0	0	0.0	0	0.0	Telephone Operators (432021)
0	0.0	0	0.0	0	0.0	0	0.0	0	0.0	Comm. Equipment Operators, All Other (432099)
4	0.2	4	0.2	74	3.3	28	1.2	69	3.1	Financial Clerks (433000)
0	0.0	0	0.0	25	20.8	0	0.0	0	0.0	Bill & Account Collectors (433011)
4	1.9	4	1.9	0	0.0	0	0.0	0	0.0	Billing & Posting Clerks & Machine Oper. (433021)
0	0.0	0	0.0	39	2.7	24	1.7	45	3.2	Bookkeeping, Accting, & Auditing Clerks (433031)
0	0.0	0	0.0	0	0.0	0	0.0	0	0.0	Gaming Cage Workers (433041)
0	0.0	0	0.0	10	6.1	4	2.4	0	0.0	Payroll & Timekeeping Clerks (433051)
0	0.0	0	0.0	0	0.0	0	0.0	4	7.3	Procurement Clerks (433061)
0	0.0	0	0.0	0	0.0	0	0.0	20	7.4	Tellers (433071)
99	2.8	14	0.4	192	5.5	0	0.0	93	2.7	Information & Record Clerks (434000)
0	0.0	10	100.0	0	0.0	0	0.0	0	0.0	Brokerage Clerks (434011)
0	0.0	0	0.0	0	0.0	0	0.0	0	0.0	Court, Municipal, & License Clerks (434031)
10	33.3	0	0.0	0	0.0	0	0.0	0	0.0	Credit Authorizers, Checkers, & Clerks (434041)
30	2.0	0	0.0	80	5.4	0	0.0	40	2.7	Customer Service Representatives (434051)
4	13.3	0	0.0	0	0.0	0	0.0	0	0.0	Eligibility Interviewers, Govt. Programs (434061)
0	0.0	0	0.0	0	0.0	0	0.0	30	11.1	File Clerks (434071)
0	0.0	0	0.0	4	8.9	0	0.0	0	0.0	Hotel, Motel, & Resort Desk Clerks (434081)
0	0.0	0	0.0	0	0.0	0	0.0	0	0.0	Interviewers, Except Eligibility & Loan (434111)
0	0.0	0	0.0	4	4.4	0	0.0	15	16.7	Library Assistants, Clerical (434121)
0	0.0	4	6.7	0	0.0	0	0.0	0	0.0	Loan Interviewers & Clerks (434131)
0	0.0	0	0.0	0	0.0	0	0.0	0	0.0	New Accounts Clerks (434141)
10	40.0	0	0.0	10	40.0	0	0.0	0	0.0	Human Res. Assists, Exc. Payroll Etc. (434161)
35	3.1	0	0.0	90	8.1	0	0.0	4	0.4	Receptionists & Information Clerks (434171)
0	0.0	0	0.0	0	0.0	0	0.0	0	0.0	Reserv. & Transp. Ticket Agts & Trav Clerks (434181)
0	0.0	0	0.0	0	0.0	0	0.0	0	0.0	Information & Record Clerks, All Other (434199)
10	14.3	0	0.0	4	5.7	0	0.0	4	5.7	Correspondence Clerks & Order Clerks (434XXX)
29	1.3	108	4.8	33	1.5	78	3.5	30	1.3	Material Recording, Scheduling, Etc. (435000)
0	0.0	0	0.0	0	0.0	0	0.0	0	0.0	Cargo & Freight Agents (435011)
0	0.0	10	18.2	0	0.0	4	7.3	0	0.0	Couriers & Messengers (435021)
0	0.0	4	3.1	0	0.0	0	0.0	0	0.0	Dispatchers (435030)
0	0.0	0	0.0	0	0.0	0	0.0	0	0.0	Meter Readers, Utilities (435041)
0	0.0	4	3.2	0	0.0	4	3.2	0	0.0	Postal Service Clerks (435051)
0	0.0	25	7.5	0	0.0	10	3.0	0	0.0	Postal Service Mail Carriers (435052)
0	0.0	0	0.0	4	16.0	0	0.0	0	0.0	Postal Service Mail Sorters, Processors, Etc. (435053)
15	4.7	0	0.0	0	0.0	0	0.0	10	3.1	Production, Planning, & Expediting Clerks (435061)
10	2.3	40	9.1	25	5.7	20	4.5	20	4.5	Shipping, Receiving, & Traffic Clerks (435071)
4	0.5	25	3.2	4	0.5	40	5.2	0	0.0	Stock Clerks & Order Fillers (435081)
0	0.0	0	0.0	0	0.0	0	0.0	0	0.0	Weighers, Measurers, Checkers, Etc. (435111)
35	1.0	0	0.0	85	2.5	0	0.0	19	0.6	Secretaries & Administrative Assistants (436000)
35	1.0	0	0.0	85	2.5	0	0.0	19	0.6	Secretaries & Administrative Assistants (436010)
47	2.0	38	1.6	74	3.2	25	1.1	58	2.5	Other Office & Admin. Support Workers (439000)



**CONNECTICUT OCCUPATIONAL STATISTICS**  
**for Equal Employment Opportunity and Affirmative Action Planning**  
**2000 Census of Population and Housing - Special EEO Tabulation**

**Danbury PMSA**

Occupation	Total All Races *	Total Civilian Labor Force				White Non-Hispanic				Black Non-Hispanic	
		Male	%	Female	%	Male	%	Female	%	Male	%
Computer Operators (439011)	225	90	40.0	128	56.9	90	40.0	120	53.3	0	0.0
Data Entry Keyers (439021)	420	85	20.2	340	81.0	40	9.5	290	69.0	0	0.0
Word Processors & Typists (439022)	100	40	40.0	60	60.0	30	30.0	50	50.0	10	10.0
Desktop Publishers (439031)	30	25	83.3	10	33.3	25	83.3	10	33.3	0	0.0
Insurance Claims & Policy Proc. Clerks (439041)	115	20	17.4	99	86.1	20	17.4	95	82.6	0	0.0
Mail Clerks & Mail Mach Oper., Exc. USPS (439051)	115	58	50.4	55	47.8	50	43.5	25	21.7	0	0.0
Office Clerks, General (439061)	895	145	16.2	744	83.1	135	15.1	690	77.1	0	0.0
Office Machine Operators, Exc. Computer (439071)	40	35	87.5	4	10.0	20	50.0	4	10.0	15	37.5
Proofreaders & Copy Markers (439081)	25	10	40.0	15	60.0	10	40.0	15	60.0	0	0.0
Statistical Assistants (439111)	10	4	40.0	4	40.0	4	40.0	4	40.0	0	0.0
Office & Admin. Support Workers, All Other (439199)	330	80	24.2	253	76.7	80	24.2	230	69.7	0	0.0
<b>FARMING, FISHING, &amp; FORESTRY OCCUPATIONS (450000)</b>	<b>172</b>	<b>122</b>	<b>70.9</b>	<b>55</b>	<b>32.0</b>	<b>102</b>	<b>59.3</b>	<b>55</b>	<b>32.0</b>	<b>0</b>	<b>0.0</b>
Super., Farming, Fishing, & Forestry Wrks (451000)	50	35	70.0	20	40.0	35	70.0	20	40.0	0	0.0
First-Line Sup./Mgrs. of Farming, Etc. (451010)	50	35	70.0	20	40.0	35	70.0	20	40.0	0	0.0
Agricultural Workers (452000)	114	79	69.3	35	30.7	59	51.8	35	30.7	0	0.0
Agricultural Inspectors (452011)	4	4	100.0	0	0.0	4	100.0	0	0.0	0	0.0
Graders & Sorters, Agricultural Products (452041)	0	0	0.0	0	0.0	0	0.0	0	0.0	0	0.0
Misc. Agric. Wrks, Incl. Animal Breeders (4520XX)	110	75	68.2	35	31.8	55	50.0	35	31.8	0	0.0
Fishing & Hunting Workers (453000)	0	0	0.0	0	0.0	0	0.0	0	0.0	0	0.0
Forest, Conservation, & Logging Workers (454000)	8	8	100.0	0	0.0	8	100.0	0	0.0	0	0.0
Forest & Conservation Workers (454011)	4	4	100.0	0	0.0	4	100.0	0	0.0	0	0.0
Logging Workers (454020)	4	4	100.0	0	0.0	4	100.0	0	0.0	0	0.0
<b>CONSTRUCTION &amp; EXTRACTION OCCUPATIONS (470000)</b>	<b>7,703</b>	<b>7,505</b>	<b>97.4</b>	<b>203</b>	<b>2.6</b>	<b>6,113</b>	<b>79.4</b>	<b>135</b>	<b>1.8</b>	<b>113</b>	<b>1.5</b>
Super., Construction & Extraction Workers (471000)	790	764	96.7	30	3.8	705	89.2	10	1.3	15	1.9
First-Line Sup./Mgrs. of Constr & Extr. Wrks (471011)	790	764	96.7	30	3.8	705	89.2	10	1.3	15	1.9
Construction Trades Workers (472000)	6,605	6,428	97.3	173	2.6	5,134	77.7	125	1.9	94	1.4
Boilermakers (472011)	40	40	100.0	0	0.0	30	75.0	0	0.0	10	25.0
Brickmasons, Blockmasons, & Stonemasons (472020)	315	315	100.0	0	0.0	235	74.6	0	0.0	0	0.0
Carpenters (472031)	2,260	2,224	98.4	30	1.3	1,925	85.2	20	0.9	10	0.4
Carpet, Floor, & Tile Installers & Finishers (472040)	240	240	100.0	0	0.0	230	95.8	0	0.0	0	0.0
Cement Masons, Concrete Finishers, Etc. (472050)	15	14	93.3	0	0.0	10	66.7	0	0.0	0	0.0
Construction Laborers (472061)	965	935	96.9	30	3.1	480	49.7	30	3.1	45	4.7
Paving, Surfacing, & Tamping Equip. Oper. (472071)	10	10	100.0	0	0.0	10	100.0	0	0.0	0	0.0
Miscellaneous Construction Equip. Oper. (47207X)	200	194	97.0	8	4.0	180	90.0	0	0.0	0	0.0
Drywall Install., Ceil. Tile Install., & Tapers (472080)	145	145	100.0	0	0.0	145	100.0	0	0.0	0	0.0
Electricians (472111)	670	658	98.2	10	1.5	600	89.6	10	1.5	0	0.0
Glaziers (472121)	25	28	112.0	0	0.0	20	80.0	0	0.0	0	0.0
Insulation Workers (472130)	50	49	98.0	0	0.0	20	40.0	0	0.0	10	20.0
Painters, Construction & Maintenance (472141)	860	805	93.6	60	7.0	540	62.8	30	3.5	15	1.7
Paperhangers (472142)	20	4	20.0	15	75.0	4	20.0	15	75.0	0	0.0
Pipelayers, Plumbers, Pipefitters, Etc. (472150)	385	362	94.0	20	5.2	350	90.9	20	5.2	4	1.0
Plasterers & Stucco Masons (472161)	10	10	100.0	0	0.0	10	100.0	0	0.0	0	0.0
Roofers (472181)	195	195	100.0	0	0.0	145	74.4	0	0.0	0	0.0
Sheet Metal Workers (472211)	190	190	100.0	0	0.0	190	100.0	0	0.0	0	0.0
Iron & Steel Workers (472XXX)	10	10	100.0	0	0.0	10	100.0	0	0.0	0	0.0
Helpers, Construction Trades (473000)	80	80	100.0	0	0.0	55	68.8	0	0.0	0	0.0
Helpers, Construction Trades (473010)	80	80	100.0	0	0.0	55	68.8	0	0.0	0	0.0
Other Construction & Related Workers (474000)	209	214	102.4	0	0.0	200	95.7	0	0.0	4	1.9
Construction & Building Inspectors (474011)	30	30	100.0	0	0.0	30	100.0	0	0.0	0	0.0
Elevator Installers & Repairers (474021)	30	30	100.0	0	0.0	30	100.0	0	0.0	0	0.0
Fence Erectors (474031)	15	20	133.3	0	0.0	10	66.7	0	0.0	0	0.0
Hazardous Materials Removal Workers (474041)	4	4	100.0	0	0.0	0	0.0	0	0.0	4	100.0



**CONNECTICUT OCCUPATIONAL STATISTICS**  
**for Equal Employment Opportunity and Affirmative Action Planning**  
**2000 Census of Population and Housing - Special EEO Tabulation**

**Danbury PMSA**

Black Non-Hispanic		Hispanic in Any Race				All Other Non-Hispanic				Occupation
Female	%	Male	%	Female	%	Male	%	Female	%	
4	1.8	0	0.0	0	0.0	0	0.0	4	1.8	Computer Operators (439011)
25	6.0	30	7.1	15	3.6	15	3.6	10	2.4	Data Entry Keyers (439021)
10	10.0	0	0.0	0	0.0	0	0.0	0	0.0	Word Processors & Typists (439022)
0	0.0	0	0.0	0	0.0	0	0.0	0	0.0	Desktop Publishers (439031)
4	3.5	0	0.0	0	0.0	0	0.0	0	0.0	Insurance Claims & Policy Proc. Clerks (439041)
0	0.0	8	7.0	0	0.0	0	0.0	30	26.1	Mail Clerks & Mail Mach Oper., Exc. USPS (439051)
0	0.0	0	0.0	40	4.5	10	1.1	14	1.6	Office Clerks, General (439061)
0	0.0	0	0.0	0	0.0	0	0.0	0	0.0	Office Machine Operators, Exc. Computer (439071)
0	0.0	0	0.0	0	0.0	0	0.0	0	0.0	Proofreaders & Copy Markers (439081)
0	0.0	0	0.0	0	0.0	0	0.0	0	0.0	Statistical Assistants (439111)
4	1.2	0	0.0	19	5.8	0	0.0	0	0.0	Office & Admin. Support Workers, All Other (439199)
<b>0</b>	<b>0.0</b>	<b>20</b>	<b>11.6</b>	<b>0</b>	<b>0.0</b>	<b>0</b>	<b>0.0</b>	<b>0</b>	<b>0.0</b>	<b>FARMING, FISHING, &amp; FORESTRY OCCUPATIONS (450000)</b>
0	0.0	0	0.0	0	0.0	0	0.0	0	0.0	Super., Farming, Fishing, & Forestry Wrks (451000)
0	0.0	0	0.0	0	0.0	0	0.0	0	0.0	First-Line Sup./Mgrs. of Farming, Etc. (451010)
0	0.0	20	17.5	0	0.0	0	0.0	0	0.0	Agricultural Workers (452000)
0	0.0	0	0.0	0	0.0	0	0.0	0	0.0	Agricultural Inspectors (452011)
0	0.0	0	0.0	0	0.0	0	0.0	0	0.0	Graders & Sorters, Agricultural Products (452041)
0	0.0	20	18.2	0	0.0	0	0.0	0	0.0	Misc. Agric. Wrks, Incl. Animal Breeders (4520XX)
0	0.0	0	0.0	0	0.0	0	0.0	0	0.0	Fishing & Hunting Workers (453000)
0	0.0	0	0.0	0	0.0	0	0.0	0	0.0	Forest, Conservation, & Logging Workers (454000)
0	0.0	0	0.0	0	0.0	0	0.0	0	0.0	Forest & Conservation Workers (454011)
0	0.0	0	0.0	0	0.0	0	0.0	0	0.0	Logging Workers (454020)
<b>10</b>	<b>0.1</b>	<b>929</b>	<b>12.1</b>	<b>34</b>	<b>0.4</b>	<b>350</b>	<b>4.5</b>	<b>24</b>	<b>0.3</b>	<b>CONSTRUCTION &amp; EXTRACTION OCCUPATIONS (470000)</b>
0	0.0	10	1.3	20	2.5	34	4.3	0	0.0	Super., Construction & Extraction Workers (471000)
0	0.0	10	1.3	20	2.5	34	4.3	0	0.0	First-Line Sup./Mgrs. of Constr & Extr. Wrks (471011)
10	0.2	884	13.4	14	0.2	316	4.8	24	0.4	Construction Trades Workers (472000)
0	0.0	0	0.0	0	0.0	0	0.0	0	0.0	Boilermakers (472011)
0	0.0	65	20.6	0	0.0	15	4.8	0	0.0	Brickmasons, Blockmasons, & Stonemasons (472020)
0	0.0	145	6.4	0	0.0	144	6.4	10	0.4	Carpenters (472031)
0	0.0	10	4.2	0	0.0	0	0.0	0	0.0	Carpet, Floor, & Tile Installers & Finishers (472040)
0	0.0	4	26.7	0	0.0	0	0.0	0	0.0	Cement Masons, Concrete Finishers, Etc. (472050)
0	0.0	385	39.9	0	0.0	25	2.6	0	0.0	Construction Laborers (472061)
0	0.0	0	0.0	0	0.0	0	0.0	0	0.0	Paving, Surfacing, & Tamping Equip. Oper. (472071)
0	0.0	4	2.0	4	2.0	10	5.0	4	2.0	Miscellaneous Construction Equip. Oper. (47207X)
0	0.0	0	0.0	0	0.0	0	0.0	0	0.0	Drywall Install., Ceil. Tile Install., & Tapers (472080)
0	0.0	50	7.5	0	0.0	8	1.2	0	0.0	Electricians (472111)
0	0.0	4	16.0	0	0.0	4	16.0	0	0.0	Glaziers (472121)
0	0.0	19	38.0	0	0.0	0	0.0	0	0.0	Insulation Workers (472130)
10	1.2	160	18.6	10	1.2	90	10.5	10	1.2	Painters, Construction & Maintenance (472141)
0	0.0	0	0.0	0	0.0	0	0.0	0	0.0	Paperhangers (472142)
0	0.0	8	2.1	0	0.0	0	0.0	0	0.0	Pipelayers, Plumbers, Pipefitters, Etc. (472150)
0	0.0	0	0.0	0	0.0	0	0.0	0	0.0	Plasterers & Stucco Masons (472161)
0	0.0	30	15.4	0	0.0	20	10.3	0	0.0	Roofers (472181)
0	0.0	0	0.0	0	0.0	0	0.0	0	0.0	Sheet Metal Workers (472211)
0	0.0	0	0.0	0	0.0	0	0.0	0	0.0	Iron & Steel Workers (472XXX)
0	0.0	25	31.3	0	0.0	0	0.0	0	0.0	Helpers, Construction Trades (473000)
0	0.0	25	31.3	0	0.0	0	0.0	0	0.0	Helpers, Construction Trades (473010)
0	0.0	10	4.8	0	0.0	0	0.0	0	0.0	Other Construction & Related Workers (474000)
0	0.0	0	0.0	0	0.0	0	0.0	0	0.0	Construction & Building Inspectors (474011)
0	0.0	0	0.0	0	0.0	0	0.0	0	0.0	Elevator Installers & Repairers (474021)
0	0.0	10	66.7	0	0.0	0	0.0	0	0.0	Fence Erectors (474031)
0	0.0	0	0.0	0	0.0	0	0.0	0	0.0	Hazardous Materials Removal Workers (474041)

**CONNECTICUT OCCUPATIONAL STATISTICS**  
**for Equal Employment Opportunity and Affirmative Action Planning**  
**2000 Census of Population and Housing - Special EEO Tabulation**

**Danbury PMSA**

Occupation	Total All Races *	Total Civilian Labor Force				White Non-Hispanic				Black Non-Hispanic	
		Male	%	Female	%	Male	%	Female	%	Male	%
Highway Maintenance Workers (474051)	70	70	100.0	0	0.0	70	100.0	0	0.0	0	0.0
Rail-Track Laying & Maint. Equip. Operators (474061)	0	0	0.0	0	0.0	0	0.0	0	0.0	0	0.0
Septic Tank Serv. & Sewer Pipe Cleaners (474071)	0	0	0.0	0	0.0	0	0.0	0	0.0	0	0.0
Misc. Construction & Rel. Workers (474090)	60	60	100.0	0	0.0	60	100.0	0	0.0	0	0.0
Extraction Workers (475000)	19	19	100.0	0	0.0	19	100.0	0	0.0	0	0.0
Earth Drillers, Except Oil & Gas (475021)	15	15	100.0	0	0.0	15	100.0	0	0.0	0	0.0
Expl. Wrks, Ord. Handling Experts, & Blasters (475031)	0	0	0.0	0	0.0	0	0.0	0	0.0	0	0.0
Mining Machine Operators (475040)	4	4	100.0	0	0.0	4	100.0	0	0.0	0	0.0
Misc. Extraction Workers, Etc. (4750XX)	0	0	0.0	0	0.0	0	0.0	0	0.0	0	0.0
Derrick, Rotary Drill, Etc., Oil, Gas, & Mining (4750YY)	0	0	0.0	0	0.0	0	0.0	0	0.0	0	0.0
<b>INSTALLATION, MAINTENANCE, &amp; REPAIR OCCS. (490000)</b>	<b>3,211</b>	<b>3,048</b>	<b>94.9</b>	<b>122</b>	<b>3.8</b>	<b>2,706</b>	<b>84.3</b>	<b>96</b>	<b>3.0</b>	<b>115</b>	<b>3.6</b>
Super. of Installation, Maint., & Repair Wrks. (491000)	245	214	87.3	25	10.2	210	85.7	25	10.2	0	0.0
First-Line Super./Mgrs. of Mechanics, Etc (491011)	245	214	87.3	25	10.2	210	85.7	25	10.2	0	0.0
Elect. & Electronic Equip. Mechanics, Etc. (492000)	489	416	85.1	59	12.1	364	74.4	45	9.2	10	2.0
Computer, ATM, & Office Mach Repairers (492011)	250	203	81.2	39	15.6	155	62.0	35	14.0	10	4.0
Radio & Telecomm. Equip. Install & Repair (492020)	130	104	80.0	20	15.4	100	76.9	10	7.7	0	0.0
Avionics Technicians (492091)	15	15	100.0	0	0.0	15	100.0	0	0.0	0	0.0
Electric Motor, Pwr Tool, & Related Repairers (492092)	30	30	100.0	0	0.0	30	100.0	0	0.0	0	0.0
Electr. Equip. Install & Repair, Motor Veh. (492096)	4	4	100.0	0	0.0	4	100.0	0	0.0	0	0.0
Electr. Home Entert. Equip. Install & Repair (492097)	20	20	100.0	0	0.0	20	100.0	0	0.0	0	0.0
Security & Fire Alarm Systems Installers (492098)	40	40	100.0	0	0.0	40	100.0	0	0.0	0	0.0
Elect/Electr Repr, Ind., Utility, & Transp. Equip. (49209X)	0	0	0.0	0	0.0	0	0.0	0	0.0	0	0.0
Veh. & Mobile Equip. Mechs, Installers (493000)	1,120	1,099	98.1	14	1.3	990	88.4	14	1.3	20	1.8
Aircraft Mechanics & Service Techs (493011)	65	55	84.6	10	15.4	55	84.6	10	15.4	0	0.0
Automotive Body & Related Repairers (493021)	60	60	100.0	0	0.0	60	100.0	0	0.0	0	0.0
Automotive Glass Installers & Repairers (493022)	0	0	0.0	0	0.0	0	0.0	0	0.0	0	0.0
Automotive Service Techs & Mechanics (493023)	705	695	98.6	4	0.6	605	85.8	4	0.6	20	2.8
Bus & Truck Mechs & Diesel Eng. Specialists (493031)	150	150	100.0	0	0.0	135	90.0	0	0.0	0	0.0
Heavy Veh. & Mob. Equip. Serv. Techs & Mechs (493040)	85	85	100.0	0	0.0	85	100.0	0	0.0	0	0.0
Small Engine Mechanics (493050)	30	30	100.0	0	0.0	30	100.0	0	0.0	0	0.0
Misc. Veh. & Mob. Equip. Mechs, Etc. (493090)	25	24	96.0	0	0.0	20	80.0	0	0.0	0	0.0
Other Installation, Maint. & Repair Occs (499000)	1,357	1,319	97.2	24	1.8	1,142	84.2	12	0.9	85	6.3
Control & Valve Installers & Repairers (499010)	30	30	100.0	0	0.0	30	100.0	0	0.0	0	0.0
Heating, AC, & Refrig. Mechs & Installers (499021)	275	275	100.0	0	0.0	235	85.5	0	0.0	25	9.1
Home Appliance Repairers (499031)	50	50	100.0	0	0.0	50	100.0	0	0.0	0	0.0
Maintenance & Repair Workers, General (499042)	335	333	99.4	0	0.0	275	82.1	0	0.0	15	4.5
Maintenance Workers, Machinery (499043)	0	0	0.0	0	0.0	0	0.0	0	0.0	0	0.0
Millwrights (499044)	15	10	66.7	4	26.7	10	66.7	0	0.0	0	0.0
Ind. & Refractory Machinery Mechanics (49904X)	225	215	95.6	12	5.3	180	80.0	4	1.8	15	6.7
Electrical Power-Line Installers & Repairers (499051)	35	35	100.0	0	0.0	35	100.0	0	0.0	0	0.0
Telecomm. Line Installers & Repairers (499052)	110	105	95.5	4	3.6	105	95.5	4	3.6	0	0.0
Precision Instrument & Equip. Repairers (499060)	30	20	66.7	4	13.3	20	66.7	4	13.3	0	0.0
Coin, Vending, & Amuse. Mach Servicers (499091)	4	4	100.0	0	0.0	4	100.0	0	0.0	0	0.0
Locksmiths & Safe Repairers (499094)	4	4	100.0	0	0.0	4	100.0	0	0.0	0	0.0
Manufactured Bldg & Mobile Home Install (499095)	0	0	0.0	0	0.0	0	0.0	0	0.0	0	0.0
Riggers (499096)	4	4	100.0	0	0.0	4	100.0	0	0.0	0	0.0
Helpers--Installation, Maint., & Rep. Wrks (499098)	0	0	0.0	0	0.0	0	0.0	0	0.0	0	0.0
Other Install., Maint., & Rpr. Wrks, Etc. (49909X)	240	234	97.5	0	0.0	190	79.2	0	0.0	30	12.5
<b>PRODUCTION OCCUPATIONS (510000)</b>	<b>7,452</b>	<b>4,753</b>	<b>63.8</b>	<b>2,668</b>	<b>35.8</b>	<b>3,293</b>	<b>44.2</b>	<b>1,550</b>	<b>20.8</b>	<b>196</b>	<b>2.6</b>
Supervisors, Production Workers (511000)	820	610	74.4	215	26.2	480	58.5	180	22.0	30	3.7
First-Line Supr./Mgrs. of Prod. & Oper. Wrks (511011)	820	610	74.4	215	26.2	480	58.5	180	22.0	30	3.7
Assemblers & Fabricators (512000)	1,094	478	43.7	619	56.6	274	25.0	280	25.6	25	2.3

**CONNECTICUT OCCUPATIONAL STATISTICS**  
**for Equal Employment Opportunity and Affirmative Action Planning**  
**2000 Census of Population and Housing - Special EEO Tabulation**

**Danbury PMSA**

Black Non-Hispanic		Hispanic in Any Race				All Other Non-Hispanic				Occupation
Female	%	Male	%	Female	%	Male	%	Female	%	
0	0.0	0	0.0	0	0.0	0	0.0	0	0.0	Highway Maintenance Workers (474051)
0	0.0	0	0.0	0	0.0	0	0.0	0	0.0	Rail-Track Laying & Maint. Equip. Operators (474061)
0	0.0	0	0.0	0	0.0	0	0.0	0	0.0	Septic Tank Serv. & Sewer Pipe Cleaners (474071)
0	0.0	0	0.0	0	0.0	0	0.0	0	0.0	Misc. Construction & Rel. Workers (474090)
0	0.0	0	0.0	0	0.0	0	0.0	0	0.0	Extraction Workers (475000)
0	0.0	0	0.0	0	0.0	0	0.0	0	0.0	Earth Drillers, Except Oil & Gas (475021)
0	0.0	0	0.0	0	0.0	0	0.0	0	0.0	Expl. Wrkrs, Ord. Handling Experts, & Blasters (475031)
0	0.0	0	0.0	0	0.0	0	0.0	0	0.0	Mining Machine Operators (475040)
0	0.0	0	0.0	0	0.0	0	0.0	0	0.0	Misc. Extraction Workers, Etc. (4750XX)
0	0.0	0	0.0	0	0.0	0	0.0	0	0.0	Derrick, Rotary Drill, Etc., Oil, Gas, & Mining (4750YY)
<b>10</b>	<b>0.3</b>	<b>147</b>	<b>4.6</b>	<b>0</b>	<b>0.0</b>	<b>80</b>	<b>2.5</b>	<b>16</b>	<b>0.5</b>	<b>INSTALLATION, MAINTENANCE, &amp; REPAIR OCCS. (490000)</b>
0	0.0	4	1.6	0	0.0	0	0.0	0	0.0	Super. of Installation, Maint., & Repair Wrkrs. (491000)
0	0.0	4	1.6	0	0.0	0	0.0	0	0.0	First-Line Super./Mgrs. of Mechanics, Etc (491011)
10	2.0	15	3.1	0	0.0	27	5.5	4	0.8	Elect. & Electronic Equip. Mechanics, Etc. (492000)
0	0.0	15	6.0	0	0.0	23	9.2	4	1.6	Computer, ATM, & Office Mach Repairers (492011)
10	7.7	0	0.0	0	0.0	4	3.1	0	0.0	Radio & Telecomm. Equip. Install & Repair (492020)
0	0.0	0	0.0	0	0.0	0	0.0	0	0.0	Avionics Technicians (492091)
0	0.0	0	0.0	0	0.0	0	0.0	0	0.0	Electric Motor, Pwr Tool, & Related Repairers (492092)
0	0.0	0	0.0	0	0.0	0	0.0	0	0.0	Electr. Equip. Install & Repair, Motor Veh. (492096)
0	0.0	0	0.0	0	0.0	0	0.0	0	0.0	Electr. Home Entert. Equip. Install & Repair (492097)
0	0.0	0	0.0	0	0.0	0	0.0	0	0.0	Security & Fire Alarm Systems Installers (492098)
0	0.0	0	0.0	0	0.0	0	0.0	0	0.0	Elect/Electr Repr, Ind., Utility, & Transp. Equip. (49209X)
0	0.0	70	6.3	0	0.0	19	1.7	0	0.0	Veh. & Mobile Equip. Mechs, Installers (493000)
0	0.0	0	0.0	0	0.0	0	0.0	0	0.0	Aircraft Mechanics & Service Techs (493011)
0	0.0	0	0.0	0	0.0	0	0.0	0	0.0	Automotive Body & Related Repairers (493021)
0	0.0	0	0.0	0	0.0	0	0.0	0	0.0	Automotive Glass Installers & Repairers (493022)
0	0.0	70	9.9	0	0.0	0	0.0	0	0.0	Automotive Service Techs & Mechanics (493023)
0	0.0	0	0.0	0	0.0	15	10.0	0	0.0	Bus & Truck Mechs & Diesel Eng. Specialists (493031)
0	0.0	0	0.0	0	0.0	0	0.0	0	0.0	Heavy Veh. & Mob. Equip. Serv. Techs & Mechs (493040)
0	0.0	0	0.0	0	0.0	0	0.0	0	0.0	Small Engine Mechanics (493050)
0	0.0	0	0.0	0	0.0	4	16.0	0	0.0	Misc. Veh. & Mob. Equip. Mechs, Etc. (493090)
0	0.0	58	4.3	0	0.0	34	2.5	12	0.9	Other Installation, Maint. & Repair Occs (499000)
0	0.0	0	0.0	0	0.0	0	0.0	0	0.0	Control & Valve Installers & Repairers (499010)
0	0.0	15	5.5	0	0.0	0	0.0	0	0.0	Heating, AC, & Refrig. Mechs & Installers (499021)
0	0.0	0	0.0	0	0.0	0	0.0	0	0.0	Home Appliance Repairers (499031)
0	0.0	19	5.7	0	0.0	24	7.2	0	0.0	Maintenance & Repair Workers, General (499042)
0	0.0	0	0.0	0	0.0	0	0.0	0	0.0	Maintenance Workers, Machinery (499043)
0	0.0	0	0.0	0	0.0	0	0.0	4	26.7	Millwrights (499044)
0	0.0	10	4.4	0	0.0	10	4.4	8	3.6	Ind. & Refractory Machinery Mechanics (49904X)
0	0.0	0	0.0	0	0.0	0	0.0	0	0.0	Electrical Power-Line Installers & Repairers (499051)
0	0.0	0	0.0	0	0.0	0	0.0	0	0.0	Telecomm. Line Installers & Repairers (499052)
0	0.0	0	0.0	0	0.0	0	0.0	0	0.0	Precision Instrument & Equip. Repairers (499060)
0	0.0	0	0.0	0	0.0	0	0.0	0	0.0	Coin, Vending, & Amuse. Mach Servicers (499091)
0	0.0	0	0.0	0	0.0	0	0.0	0	0.0	Locksmiths & Safe Repairers (499094)
0	0.0	0	0.0	0	0.0	0	0.0	0	0.0	Manufactured Blding & Mobile Home Install (499095)
0	0.0	0	0.0	0	0.0	0	0.0	0	0.0	Riggers (499096)
0	0.0	0	0.0	0	0.0	0	0.0	0	0.0	Helpers--Installation, Maint., & Rep. Wrkrs (499098)
0	0.0	14	5.8	0	0.0	0	0.0	0	0.0	Other Install., Maint., & Rpr. Wrkrs, Etc. (49909X)
<b>52</b>	<b>0.7</b>	<b>671</b>	<b>9.0</b>	<b>506</b>	<b>6.8</b>	<b>593</b>	<b>8.0</b>	<b>560</b>	<b>7.5</b>	<b>PRODUCTION OCCUPATIONS (510000)</b>
0	0.0	40	4.9	0	0.0	60	7.3	35	4.3	Supervisors, Production Workers (511000)
0	0.0	40	4.9	0	0.0	60	7.3	35	4.3	First-Line Supr./Mgrs. of Prod. & Oper. Wrkrs (511011)
14	1.3	94	8.6	105	9.6	85	7.8	220	20.1	Assemblers & Fabricators (512000)

**CONNECTICUT OCCUPATIONAL STATISTICS**  
**for Equal Employment Opportunity and Affirmative Action Planning**  
**2000 Census of Population and Housing - Special EEO Tabulation**

**Danbury PMSA**

Occupation	Total All Races *	Total Civilian Labor Force				White Non-Hispanic				Black Non-Hispanic	
		Male	%	Female	%	Male	%	Female	%	Male	%
Aircraft Struct., Surf., Rig. Assemblers (512011)	20	0	0.0	20	100.0	0	0.0	10	50.0	0	0.0
Elect., Electr., & Electromech. Assemblers (512020)	305	144	47.2	165	54.1	55	18.0	55	18.0	0	0.0
Engine & Other Machine Assemblers (512031)	0	0	0.0	0	0.0	0	0.0	0	0.0	0	0.0
Structural Metal Fabricators & Fitters (512041)	4	4	100.0	0	0.0	4	100.0	0	0.0	0	0.0
Miscellaneous Assemblers & Fabricators (512090)	765	330	43.1	434	56.7	215	28.1	215	28.1	25	3.3
Food Processing Workers (513000)	415	277	66.7	133	32.0	219	52.8	89	21.4	0	0.0
Bakers (513011)	255	140	54.9	115	45.1	100	39.2	85	33.3	0	0.0
Butchers/Other Meat, Poultry, Fish Proc Wrks (513020)	110	109	99.1	0	0.0	95	86.4	0	0.0	0	0.0
Food & Tob. Roasting, Etc. Mach Op/Tenders (513091)	10	10	100.0	0	0.0	10	100.0	0	0.0	0	0.0
Food Batchmakers (513092)	25	8	32.0	14	56.0	4	16.0	0	0.0	0	0.0
Food Cooking Machine Operators & Tenders (513093)	15	10	66.7	4	26.7	10	66.7	4	26.7	0	0.0
Metal Workers & Plastic Workers (514000)	1,434	1,208	84.2	206	14.4	838	58.4	125	8.7	8	0.6
Computer Control Programmers & Operators (514010)	15	15	100.0	0	0.0	15	100.0	0	0.0	0	0.0
Extr. & Drawing Mach Set, Etc, Metal & Plastic (514021)	20	20	100.0	0	0.0	20	100.0	0	0.0	0	0.0
Forging Mach Setters, Etc., Metal & Plastic (514022)	0	0	0.0	0	0.0	0	0.0	0	0.0	0	0.0
Rolling Mach Setters, Etc., Metal & Plastic (514023)	0	0	0.0	0	0.0	0	0.0	0	0.0	0	0.0
Cut, Punch, & Press Mach Set, Etc., M/P (514031)	10	10	100.0	0	0.0	10	100.0	0	0.0	0	0.0
Drill & Boring Mach Tool Setters, Etc., M/P (514032)	4	4	100.0	0	0.0	4	100.0	0	0.0	0	0.0
Grinding, Etc. Mach Tool Setters, Etc., M/P (514033)	25	18	72.0	4	16.0	4	16.0	0	0.0	0	0.0
Lathe & Turning Mach Tool Setters, Etc., M/P (514034)	0	0	0.0	0	0.0	0	0.0	0	0.0	0	0.0
Machinists (514041)	460	434	94.3	30	6.5	350	76.1	20	4.3	4	0.9
Metal Furnace & Kiln Operators & Tenders (514050)	10	10	100.0	0	0.0	10	100.0	0	0.0	0	0.0
Model Makers & Patternmakers, M/P (514060)	0	0	0.0	0	0.0	0	0.0	0	0.0	0	0.0
Molders & Molding Mach Setters, Etc., M/P (514070)	10	10	100.0	0	0.0	10	100.0	0	0.0	0	0.0
Tool & Die Makers (514111)	95	89	93.7	0	0.0	85	89.5	0	0.0	0	0.0
Welding, Soldering, & Brazing Workers (514120)	245	205	83.7	35	14.3	125	51.0	15	6.1	0	0.0
Heat Treating Equip. Setters, Etc., M/P (514191)	10	10	100.0	0	0.0	10	100.0	0	0.0	0	0.0
Lay-Out Workers, Metal & Plastic (514192)	0	0	0.0	0	0.0	0	0.0	0	0.0	0	0.0
Plating & Coating Mach Setters, Etc., M/P (514193)	0	0	0.0	0	0.0	0	0.0	0	0.0	0	0.0
Tool Grinders, Filers, & Sharpeners (514194)	0	0	0.0	0	0.0	0	0.0	0	0.0	0	0.0
Other Metal & Plastic Workers, Incl. Milling, Etc. (514XXX)	530	383	72.3	137	25.8	195	36.8	90	17.0	4	0.8
Printing Workers (515000)	420	298	71.0	119	28.3	260	61.9	99	23.6	4	1.0
Bookbinders & Bindery Workers (515010)	45	44	97.8	0	0.0	40	88.9	0	0.0	0	0.0
Job Printers (515021)	115	89	77.4	25	21.7	85	73.9	25	21.7	4	3.5
Prepress Technicians & Workers (515022)	115	45	39.1	70	60.9	45	39.1	70	60.9	0	0.0
Printing Machine Operators (515023)	145	120	82.8	24	16.6	90	62.1	4	2.8	0	0.0
Textile, Apparel, & Furnishings Workers (516000)	525	202	38.5	317	60.4	110	21.0	190	36.2	34	6.5
Laundry & Dry-Cleaning Workers (516011)	175	32	18.3	139	79.4	20	11.4	50	28.6	4	2.3
Pressers, Textile, Garment, & Rel. Materials (516021)	85	70	82.4	10	11.8	10	11.8	0	0.0	30	35.3
Sewing Machine Operators (516031)	130	15	11.5	114	87.7	15	11.5	90	69.2	0	0.0
Shoe & Leather Workers & Repairers (516041)	0	0	0.0	0	0.0	0	0.0	0	0.0	0	0.0
Shoe Machine Operators & Tenders (516042)	0	0	0.0	0	0.0	0	0.0	0	0.0	0	0.0
Tailors, Dressmakers, & Sewers (516050)	65	20	30.8	44	67.7	10	15.4	40	61.5	0	0.0
Textile Bleaching & Dyeing Mach Op/Tenders (516061)	0	0	0.0	0	0.0	0	0.0	0	0.0	0	0.0
Textile Cutting Mach Setters, Opers/Tenders (516062)	0	0	0.0	0	0.0	0	0.0	0	0.0	0	0.0
Textile Knitting & Weaving Mach Setters, Etc. (516063)	0	0	0.0	0	0.0	0	0.0	0	0.0	0	0.0
Textile Winding, Etc. Mach Setters, Op/Tenders (516064)	0	0	0.0	0	0.0	0	0.0	0	0.0	0	0.0
Upholsterers (516093)	50	45	90.0	10	20.0	35	70.0	10	20.0	0	0.0
Misc. Textile, App, & Furn. Wrks, Exc. Upholst (51609X)	20	20	100.0	0	0.0	20	100.0	0	0.0	0	0.0
Woodworkers (517000)	229	214	93.4	14	6.1	169	73.8	4	1.7	20	8.7
Cabinetmakers & Bench Carpenters (517011)	80	80	100.0	0	0.0	70	87.5	0	0.0	10	12.5
Furniture Finishers (517021)	50	50	100.0	0	0.0	40	80.0	0	0.0	0	0.0

**CONNECTICUT OCCUPATIONAL STATISTICS**  
**for Equal Employment Opportunity and Affirmative Action Planning**  
**2000 Census of Population and Housing - Special EEO Tabulation**

**Danbury PMSA**

Black Non-Hispanic		Hispanic in Any Race				All Other Non-Hispanic				Occupation
Female	%	Male	%	Female	%	Male	%	Female	%	
0	0.0	0	0.0	10	50.0	0	0.0	0	0.0	Aircraft Struct., Surf., Rig. Assemblers (512011)
10	3.3	49	16.1	20	6.6	40	13.1	80	26.2	Elect., Electr., & Electromech. Assemblers (512020)
0	0.0	0	0.0	0	0.0	0	0.0	0	0.0	Engine & Other Machine Assemblers (512031)
0	0.0	0	0.0	0	0.0	0	0.0	0	0.0	Structural Metal Fabricators & Fitters (512041)
4	0.5	45	5.9	75	9.8	45	5.9	140	18.3	Miscellaneous Assemblers & Fabricators (512090)
0	0.0	35	8.4	30	7.2	23	5.5	14	3.4	Food Processing Workers (513000)
0	0.0	25	9.8	20	7.8	15	5.9	10	3.9	Bakers (513011)
0	0.0	10	9.1	0	0.0	4	3.6	0	0.0	Butchers/Other Meat, Poultry, Fish Proc Wrkrs (513020)
0	0.0	0	0.0	0	0.0	0	0.0	0	0.0	Food & Tob. Roasting, Etc. Mach Op/Tenders (513091)
0	0.0	0	0.0	10	40.0	4	16.0	4	16.0	Food Batchmakers (513092)
0	0.0	0	0.0	0	0.0	0	0.0	0	0.0	Food Cooking Machine Operators & Tenders (513093)
4	0.3	180	12.6	49	3.4	182	12.7	28	2.0	Metal Workers & Plastic Workers (514000)
0	0.0	0	0.0	0	0.0	0	0.0	0	0.0	Computer Control Programmers & Operators (514010)
0	0.0	0	0.0	0	0.0	0	0.0	0	0.0	Extr. & Drawing Mach Set, Etc, Metal & Plastic (514021)
0	0.0	0	0.0	0	0.0	0	0.0	0	0.0	Forging Mach Setters, Etc., Metal & Plastic (514022)
0	0.0	0	0.0	0	0.0	0	0.0	0	0.0	Rolling Mach Setters, Etc., Metal & Plastic (514023)
0	0.0	0	0.0	0	0.0	0	0.0	0	0.0	Cut, Punch, & Press Mach Set, Etc., M/P (514031)
0	0.0	0	0.0	0	0.0	0	0.0	0	0.0	Drill & Boring Mach Tool Setters, Etc., M/P (514032)
0	0.0	0	0.0	4	16.0	14	56.0	0	0.0	Grinding, Etc. Mach Tool Setters, Etc., M/P (514033)
0	0.0	0	0.0	0	0.0	0	0.0	0	0.0	Lathe & Turning Mach Tool Setters, Etc., M/P (514034)
0	0.0	0	0.0	10	2.2	80	17.4	0	0.0	Machinists (514041)
0	0.0	0	0.0	0	0.0	0	0.0	0	0.0	Metal Furnace & Kiln Operators & Tenders (514050)
0	0.0	0	0.0	0	0.0	0	0.0	0	0.0	Model Makers & Patternmakers, M/P (514060)
0	0.0	0	0.0	0	0.0	0	0.0	0	0.0	Molders & Molding Mach Setters, Etc., M/P (514070)
0	0.0	0	0.0	0	0.0	4	4.2	0	0.0	Tool & Die Makers (514111)
0	0.0	70	28.6	0	0.0	10	4.1	20	8.2	Welding, Soldering, & Brazing Workers (514120)
0	0.0	0	0.0	0	0.0	0	0.0	0	0.0	Heat Treating Equip. Setters, Etc., M/P (514191)
0	0.0	0	0.0	0	0.0	0	0.0	0	0.0	Lay-Out Workers, Metal & Plastic (514192)
0	0.0	0	0.0	0	0.0	0	0.0	0	0.0	Plating & Coating Mach Setters, Etc., M/P (514193)
0	0.0	0	0.0	0	0.0	0	0.0	0	0.0	Tool Grinders, Filers, & Sharpeners (514194)
4	0.8	110	20.8	35	6.6	74	14.0	8	1.5	Other Metal & Plastic Workers, Incl. Milling, Etc. (514XXX)
0	0.0	4	1.0	10	2.4	30	7.1	10	2.4	Printing Workers (515000)
0	0.0	4	8.9	0	0.0	0	0.0	0	0.0	Bookbinders & Bindery Workers (515010)
0	0.0	0	0.0	0	0.0	0	0.0	0	0.0	Job Printers (515021)
0	0.0	0	0.0	0	0.0	0	0.0	0	0.0	Prepress Technicians & Workers (515022)
0	0.0	0	0.0	10	6.9	30	20.7	10	6.9	Printing Machine Operators (515023)
4	0.8	54	10.3	93	17.7	4	0.8	30	5.7	Textile, Apparel, & Furnishings Workers (516000)
4	2.3	4	2.3	65	37.1	4	2.3	20	11.4	Laundry & Dry-Cleaning Workers (516011)
0	0.0	30	35.3	10	11.8	0	0.0	0	0.0	Pressers, Textile, Garment, & Rel. Materials (516021)
0	0.0	0	0.0	14	10.8	0	0.0	10	7.7	Sewing Machine Operators (516031)
0	0.0	0	0.0	0	0.0	0	0.0	0	0.0	Shoe & Leather Workers & Repairers (516041)
0	0.0	0	0.0	0	0.0	0	0.0	0	0.0	Shoe Machine Operators & Tenders (516042)
0	0.0	10	15.4	4	6.2	0	0.0	0	0.0	Tailors, Dressmakers, & Sewers (516050)
0	0.0	0	0.0	0	0.0	0	0.0	0	0.0	Textile Bleaching & Dyeing Mach Op/Tenders (516061)
0	0.0	0	0.0	0	0.0	0	0.0	0	0.0	Textile Cutting Mach Setters, Opers/Tenders (516062)
0	0.0	0	0.0	0	0.0	0	0.0	0	0.0	Textile Knitting & Weaving Mach Setters, Etc. (516063)
0	0.0	0	0.0	0	0.0	0	0.0	0	0.0	Textile Winding, Etc. Mach Setters, Op/Tenders (516064)
0	0.0	10	20.0	0	0.0	0	0.0	0	0.0	Upholsterers (516093)
0	0.0	0	0.0	0	0.0	0	0.0	0	0.0	Misc. Textile, App, & Furn. Wrkrs, Exc. Upholst (51609X)
0	0.0	25	10.9	10	4.4	0	0.0	0	0.0	Woodworkers (517000)
0	0.0	0	0.0	0	0.0	0	0.0	0	0.0	Cabinetmakers & Bench Carpenters (517011)
0	0.0	10	20.0	0	0.0	0	0.0	0	0.0	Furniture Finishers (517021)

**CONNECTICUT OCCUPATIONAL STATISTICS**  
**for Equal Employment Opportunity and Affirmative Action Planning**  
**2000 Census of Population and Housing - Special EEO Tabulation**

**Danbury PMSA**

Occupation	Total All Races *	Total Civilian Labor Force				White Non-Hispanic				Black Non-Hispanic	
		Male	%	Female	%	Male	%	Female	%	Male	%
Sawing Mach Setters, Opers, & Tenders, Wood (517041)	4	4	100.0	0	0.0	4	100.0	0	0.0	0	0.0
Woodwork Mach Setters, Op/Tenders, Exc. Sawing (517042)	25	10	40.0	14	56.0	0	0.0	4	16.0	10	40.0
Misc. Woodworkers (5170XX)	70	70	100.0	0	0.0	55	78.6	0	0.0	0	0.0
Plant & System Operators (518000)	85	85	100.0	0	0.0	85	100.0	0	0.0	0	0.0
Power Plant Operators, Distr, & Dispatchers (518010)	15	15	100.0	0	0.0	15	100.0	0	0.0	0	0.0
Stationary Engineers & Boiler Operators (518021)	60	60	100.0	0	0.0	60	100.0	0	0.0	0	0.0
Water & Liq Waste Treat Plant & Sys. Opers (518031)	10	10	100.0	0	0.0	10	100.0	0	0.0	0	0.0
Miscellaneous Plant & System Operators (518090)	0	0	0.0	0	0.0	0	0.0	0	0.0	0	0.0
Other Production Occupations (519000)	2,430	1,381	56.8	1,045	43.0	858	35.3	583	24.0	75	3.1
Chem. Proc. Mach Setters, Ops, & Tenders (519010)	40	19	47.5	20	50.0	15	37.5	20	50.0	0	0.0
Crushing, Grinding, Etc. Workers (519020)	50	40	80.0	4	8.0	20	40.0	4	8.0	0	0.0
Cutting Workers (519030)	10	10	100.0	0	0.0	0	0.0	0	0.0	0	0.0
Extruding, Form, Press Mach Setters, Opers (519041)	20	10	50.0	10	50.0	0	0.0	10	50.0	0	0.0
Furnace, Kiln, Oven, Drier, & Kettle Op/Tenders (519051)	15	15	100.0	0	0.0	15	100.0	0	0.0	0	0.0
Inspectors, Testers, Sorters, Samplers, Weighers (519061)	750	320	42.7	430	57.3	235	31.3	270	36.0	35	4.7
Jewelers & Precious Stone & Metal Workers (519071)	40	40	100.0	0	0.0	40	100.0	0	0.0	0	0.0
Medical, Dental, & Ophthalmic Laboratory Techns (519080)	85	65	76.5	19	22.4	50	58.8	15	17.6	0	0.0
Packaging & Filling Mach Operators & Tenders (519111)	205	90	43.9	119	58.0	35	17.1	20	9.8	0	0.0
Painting Workers (519120)	90	75	83.3	14	15.6	75	83.3	4	4.4	0	0.0
Photog Process Wrkrs & Processing Mach Ops (519130)	50	20	40.0	30	60.0	20	40.0	30	60.0	0	0.0
Cementing & Gluing Machine Ops & Tenders (519191)	0	0	0.0	0	0.0	0	0.0	0	0.0	0	0.0
Cleaning, Washing, & Metal Pickling Eq Op/Tenders (519192)	0	0	0.0	0	0.0	0	0.0	0	0.0	0	0.0
Etchers & Engravers (519194)	0	0	0.0	0	0.0	0	0.0	0	0.0	0	0.0
Molders, Shapers, & Casters, Exc Metal & Plastic (519195)	15	15	100.0	0	0.0	15	100.0	0	0.0	0	0.0
Paper Goods Machine Setters, Op/Tenders (519196)	35	23	65.7	10	28.6	4	11.4	0	0.0	15	42.9
Tire Builders (519197)	0	0	0.0	0	0.0	0	0.0	0	0.0	0	0.0
Helpers - Production Workers (519198)	40	24	60.0	20	50.0	4	10.0	10	25.0	0	0.0
Other Production Workers (5191XX)	985	615	62.4	369	37.5	330	33.5	200	20.3	25	2.5
<b>TRANSP. &amp; MATERIAL MOVING OCCUPATIONS (530000)</b>	<b>4,451</b>	<b>3,645</b>	<b>81.9</b>	<b>801</b>	<b>18.0</b>	<b>3,005</b>	<b>67.5</b>	<b>644</b>	<b>14.5</b>	<b>175</b>	<b>3.9</b>
Super., Transportation & Material Moving Wrkrs (531000)	125	104	83.2	20	16.0	100	80.0	20	16.0	0	0.0
Air Transportation Workers (532000)	355	335	94.4	20	5.6	335	94.4	20	5.6	0	0.0
Aircraft Pilots & Flight Engineers (532010)	330	320	97.0	10	3.0	320	97.0	10	3.0	0	0.0
Air Traffic Control & Airfield Ops Specialists (532020)	25	15	60.0	10	40.0	15	60.0	10	40.0	0	0.0
Motor Vehicle Operators (533000)	2,155	1,732	80.4	429	19.9	1,505	69.8	380	17.6	65	3.0
Bus Drivers (533020)	505	170	33.7	340	67.3	150	29.7	305	60.4	20	4.0
Driver/Sales Workers & Truck Drivers (533030)	1,500	1,434	95.6	74	4.9	1,260	84.0	60	4.0	30	2.0
Taxi Drivers & Chauffeurs (533041)	140	118	84.3	15	10.7	85	60.7	15	10.7	15	10.7
Misc. Motor Vehicle Opers, Incl. Amb. Drivers (5330XX)	10	10	100.0	0	0.0	10	100.0	0	0.0	0	0.0
Rail Transportation Workers (534000)	19	8	42.1	10	52.6	8	42.1	10	52.6	0	0.0
Locomotive Engineers & Operators (534010)	4	4	100.0	0	0.0	4	100.0	0	0.0	0	0.0
Railroad Brake, Signal, & Switch Operators (534021)	0	0	0.0	0	0.0	0	0.0	0	0.0	0	0.0
Railroad Conductors & Yardmasters (534031)	15	4	26.7	10	66.7	4	26.7	10	66.7	0	0.0
Subway, Streetcar, & Other Rail Transp. Workers (5340XX)	0	0	0.0	0	0.0	0	0.0	0	0.0	0	0.0
Water Transportation Workers (535000)	12	12	100.0	0	0.0	8	66.7	0	0.0	0	0.0
Sailors & Marine Oilers (535011)	4	4	100.0	0	0.0	4	100.0	0	0.0	0	0.0
Ship & Boat Captains & Operators (535020)	4	4	100.0	0	0.0	0	0.0	0	0.0	0	0.0
Ship Engineers (535031)	4	4	100.0	0	0.0	4	100.0	0	0.0	0	0.0
Other Transportation Workers (536000)	125	104	83.2	20	16.0	100	80.0	20	16.0	0	0.0
Parking Lot Attendants (536021)	0	0	0.0	0	0.0	0	0.0	0	0.0	0	0.0
Service Station Attendants (536031)	105	84	80.0	20	19.0	80	76.2	20	19.0	0	0.0
Transportation Inspectors (536051)	10	10	100.0	0	0.0	10	100.0	0	0.0	0	0.0
Misc. Transportation Workers (5360XX)	10	10	100.0	0	0.0	10	100.0	0	0.0	0	0.0



**CONNECTICUT OCCUPATIONAL STATISTICS**  
**for Equal Employment Opportunity and Affirmative Action Planning**  
**2000 Census of Population and Housing - Special EEO Tabulation**

**Danbury PMSA**

Black Non-Hispanic		Hispanic in Any Race				All Other Non-Hispanic				Occupation
Female	%	Male	%	Female	%	Male	%	Female	%	
0	0.0	0	0.0	0	0.0	0	0.0	0	0.0	Sawing Mach Setters, Opers, & Tenders, Wood (517041)
0	0.0	0	0.0	10	40.0	0	0.0	0	0.0	Woodwork Mach Setters, Op/Tenders, Exc. Sawing (517042)
0	0.0	15	21.4	0	0.0	0	0.0	0	0.0	Misc. Woodworkers (5170XX)
0	0.0	0	0.0	0	0.0	0	0.0	0	0.0	Plant & System Operators (518000)
0	0.0	0	0.0	0	0.0	0	0.0	0	0.0	Power Plant Operators, Distr, & Dispatchers (518010)
0	0.0	0	0.0	0	0.0	0	0.0	0	0.0	Stationary Engineers & Boiler Operators (518021)
0	0.0	0	0.0	0	0.0	0	0.0	0	0.0	Water & Liq Waste Treat Plant & Sys. Opers (518031)
0	0.0	0	0.0	0	0.0	0	0.0	0	0.0	Miscellaneous Plant & System Operators (518090)
30	1.2	239	9.8	209	8.6	209	8.6	223	9.2	Other Production Occupations (519000)
0	0.0	4	10.0	0	0.0	0	0.0	0	0.0	Chem. Proc. Mach Setters, Ops, & Tenders (519010)
0	0.0	20	40.0	0	0.0	0	0.0	0	0.0	Crushing, Grinding, Etc. Workers (519020)
0	0.0	0	0.0	0	0.0	10	100.0	0	0.0	Cutting Workers (519030)
0	0.0	0	0.0	0	0.0	10	50.0	0	0.0	Extruding, Form, Press Mach Setters, Opers (519041)
0	0.0	0	0.0	0	0.0	0	0.0	0	0.0	Furnace, Kiln, Oven, Drier, & Kettle Op/Tenders (519051)
0	0.0	15	2.0	35	4.7	35	4.7	125	16.7	Inspectors, Testers, Sorters, Samplers, Weighers (519061)
0	0.0	0	0.0	0	0.0	0	0.0	0	0.0	Jewelers & Precious Stone & Metal Workers (519071)
0	0.0	15	17.6	0	0.0	0	0.0	4	4.7	Medical, Dental, & Ophthalmic Laboratory Techns (519080)
10	4.9	25	12.2	69	33.7	30	14.6	20	9.8	Packaging & Filling Mach Operators & Tenders (519111)
0	0.0	0	0.0	10	11.1	0	0.0	0	0.0	Painting Workers (519120)
0	0.0	0	0.0	0	0.0	0	0.0	0	0.0	Photog Process Wrkrs & Processing Mach Ops (519130)
0	0.0	0	0.0	0	0.0	0	0.0	0	0.0	Cementing & Gluing Machine Ops & Tenders (519191)
0	0.0	0	0.0	0	0.0	0	0.0	0	0.0	Cleaning, Washing, & Metal Pickling Eq Op/Tenders (519192)
0	0.0	0	0.0	0	0.0	0	0.0	0	0.0	Etchers & Engravers (519194)
0	0.0	0	0.0	0	0.0	0	0.0	0	0.0	Molders, Shapers, & Casters, Exc Metal & Plastic (519195)
0	0.0	0	0.0	10	28.6	4	11.4	0	0.0	Paper Goods Machine Setters, Op/Tenders (519196)
0	0.0	0	0.0	0	0.0	0	0.0	0	0.0	Tire Builders (519197)
0	0.0	10	25.0	0	0.0	10	25.0	10	25.0	Helpers - Production Workers (519198)
20	2.0	150	15.2	85	8.6	110	11.2	64	6.5	Other Production Workers (5191XX)
<b>0</b>	<b>0.0</b>	<b>267</b>	<b>6.0</b>	<b>114</b>	<b>2.6</b>	<b>198</b>	<b>4.4</b>	<b>43</b>	<b>1.0</b>	<b>TRANSP. &amp; MATERIAL MOVING OCCUPATIONS (530000)</b>
0	0.0	4	3.2	0	0.0	0	0.0	0	0.0	Super., Transportation & Material Moving Wrkrs (531000)
0	0.0	0	0.0	0	0.0	0	0.0	0	0.0	Air Transportation Workers (532000)
0	0.0	0	0.0	0	0.0	0	0.0	0	0.0	Aircraft Pilots & Flight Engineers (532010)
0	0.0	0	0.0	0	0.0	0	0.0	0	0.0	Air Traffic Control & Airfield Ops Specialists (532020)
0	0.0	100	4.6	20	0.9	62	2.9	29	1.3	Motor Vehicle Operators (533000)
0	0.0	0	0.0	10	2.0	0	0.0	25	5.0	Bus Drivers (533020)
0	0.0	90	6.0	10	0.7	54	3.6	4	0.3	Driver/Sales Workers & Truck Drivers (533030)
0	0.0	10	7.1	0	0.0	8	5.7	0	0.0	Taxi Drivers & Chauffeurs (533041)
0	0.0	0	0.0	0	0.0	0	0.0	0	0.0	Misc. Motor Vehicle Opers, Incl. Amb. Drivers (5330XX)
0	0.0	0	0.0	0	0.0	0	0.0	0	0.0	Rail Transportation Workers (534000)
0	0.0	0	0.0	0	0.0	0	0.0	0	0.0	Locomotive Engineers & Operators (534010)
0	0.0	0	0.0	0	0.0	0	0.0	0	0.0	Railroad Brake, Signal, & Switch Operators (534021)
0	0.0	0	0.0	0	0.0	0	0.0	0	0.0	Railroad Conductors & Yardmasters (534031)
0	0.0	0	0.0	0	0.0	0	0.0	0	0.0	Subway, Streetcar, & Other Rail Transp. Workers (5340XX)
0	0.0	0	0.0	0	0.0	4	33.3	0	0.0	Water Transportation Workers (535000)
0	0.0	0	0.0	0	0.0	0	0.0	0	0.0	Sailors & Marine Oilers (535011)
0	0.0	0	0.0	0	0.0	4	100.0	0	0.0	Ship & Boat Captains & Operators (535020)
0	0.0	0	0.0	0	0.0	0	0.0	0	0.0	Ship Engineers (535031)
0	0.0	0	0.0	0	0.0	4	3.2	0	0.0	Other Transportation Workers (536000)
0	0.0	0	0.0	0	0.0	0	0.0	0	0.0	Parking Lot Attendants (536021)
0	0.0	0	0.0	0	0.0	4	3.8	0	0.0	Service Station Attendants (536031)
0	0.0	0	0.0	0	0.0	0	0.0	0	0.0	Transportation Inspectors (536051)
0	0.0	0	0.0	0	0.0	0	0.0	0	0.0	Misc. Transportation Workers (5360XX)



**CONNECTICUT OCCUPATIONAL STATISTICS**  
**for Equal Employment Opportunity and Affirmative Action Planning**  
**2000 Census of Population and Housing - Special EEO Tabulation**

**Danbury PMSA**

Occupation	Total All Races *	Total Civilian Labor Force				White Non-Hispanic				Black Non-Hispanic	
		Male	%	Female	%	Male	%	Female	%	Male	%
Material Moving Workers (537000)	1,660	1,350	81.3	302	18.2	949	57.2	194	11.7	110	6.6
Crane & Tower Operators (537021)	25	25	100.0	0	0.0	25	100.0	0	0.0	0	0.0
Dredge, Excavating, & Loading Mach Op (537030)	75	75	100.0	0	0.0	50	66.7	0	0.0	0	0.0
Hoist & Winch Operators (537041)	0	0	0.0	0	0.0	0	0.0	0	0.0	0	0.0
Industrial Truck & Tractor Operators (537051)	175	162	92.6	10	5.7	125	71.4	0	0.0	15	8.6
Cleaners of Vehicles & Equipment (537061)	155	149	96.1	4	2.6	85	54.8	4	2.6	0	0.0
Laborers & Freight, Stock, & Mat. Movers, Hand (537062)	910	765	84.1	149	16.4	545	59.9	115	12.6	95	10.4
Machine Feeders & Offbearers (537063)	15	4	26.7	4	26.7	4	26.7	0	0.0	0	0.0
Packers & Packagers, Hand (537064)	250	115	46.0	135	54.0	70	28.0	75	30.0	0	0.0
Pumping Station Operators (537070)	0	0	0.0	0	0.0	0	0.0	0	0.0	0	0.0
Refuse & Recyclable Material Collectors (537081)	45	45	100.0	0	0.0	35	77.8	0	0.0	0	0.0
Misc. Material Moving Wrks (537XXX)	10	10	100.0	0	0.0	10	100.0	0	0.0	0	0.0
<b>Unemployed, No Civilian Work Experience Since 1995</b>	<b>325</b>	<b>194</b>	<b>59.7</b>	<b>132</b>	<b>40.6</b>	<b>115</b>	<b>35.4</b>	<b>70</b>	<b>21.5</b>	<b>0</b>	<b>0.0</b>

**CONNECTICUT OCCUPATIONAL STATISTICS**  
**for Equal Employment Opportunity and Affirmative Action Planning**  
**2000 Census of Population and Housing - Special EEO Tabulation**

**Danbury PMSA**

Black Non-Hispanic		Hispanic in Any Race				All Other Non-Hispanic				Occupation
Female	%	Male	%	Female	%	Male	%	Female	%	
0	0.0	163	9.8	94	5.7	128	7.7	14	0.8	Material Moving Workers (537000)
0	0.0	0	0.0	0	0.0	0	0.0	0	0.0	Crane & Tower Operators (537021)
0	0.0	10	13.3	0	0.0	15	20.0	0	0.0	Dredge, Excavating, & Loading Mach Op (537030)
0	0.0	0	0.0	0	0.0	0	0.0	0	0.0	Hoist & Winch Operators (537041)
0	0.0	8	4.6	0	0.0	14	8.0	10	5.7	Industrial Truck & Tractor Operators (537051)
0	0.0	50	32.3	0	0.0	14	9.0	0	0.0	Cleaners of Vehicles & Equipment (537061)
0	0.0	50	5.5	30	3.3	75	8.2	4	0.4	Laborers & Freight, Stock, & Mat. Movers, Hand (537062)
0	0.0	0	0.0	4	26.7	0	0.0	0	0.0	Machine Feeders & Offbearers (537063)
0	0.0	45	18.0	60	24.0	0	0.0	0	0.0	Packers & Packagers, Hand (537064)
0	0.0	0	0.0	0	0.0	0	0.0	0	0.0	Pumping Station Operators (537070)
0	0.0	0	0.0	0	0.0	10	22.2	0	0.0	Refuse & Recyclable Material Collectors (537081)
0	0.0	0	0.0	0	0.0	0	0.0	0	0.0	Misc. Material Moving Wrkrs (537XXX)
<b>4</b>	<b>1.2</b>	<b>65</b>	<b>20.0</b>	<b>50</b>	<b>15.4</b>	<b>14</b>	<b>4.3</b>	<b>8</b>	<b>2.5</b>	<b>Unemployed, No Civilian Work Experience Since 1995</b>



2000

*Connecticut*

*Occupational*

*Statistics*

*NEW HAVEN/MERIDEN*

*MSA*

**CONNECTICUT OCCUPATIONAL STATISTICS**  
**for Equal Employment Opportunity and Affirmative Action Planning**  
**2000 Census of Population and Housing - Special EEO Tabulation**

**New Haven/Meriden PMSA**

Occupation	Total All Races *	Total Civilian Labor Force				White Non-Hispanic				Black Non-Hispanic	
		Male	%	Female	%	Male	%	Female	%	Male	%
<b>Total Civilian Labor Force</b>	<b>278,118</b>	<b>141,708</b>	<b>51.0</b>	<b>135,951</b>	<b>48.9</b>	<b>110,016</b>	<b>39.6</b>	<b>102,381</b>	<b>36.8</b>	<b>13,729</b>	<b>4.9</b>
<b>MGMT., BUSINESS, &amp; FIN. OCCS. (110000)</b>	<b>36,390</b>	<b>21,345</b>	<b>58.7</b>	<b>14,998</b>	<b>41.2</b>	<b>19,064</b>	<b>52.4</b>	<b>12,617</b>	<b>34.7</b>	<b>1,129</b>	<b>3.1</b>
<b>Management Occupations (110001)</b>	<b>24,210</b>	<b>15,579</b>	<b>64.3</b>	<b>8,595</b>	<b>35.5</b>	<b>13,895</b>	<b>57.4</b>	<b>7,314</b>	<b>30.2</b>	<b>856</b>	<b>3.5</b>
Top Executives (111000)	4,320	3,588	83.1	737	17.1	3,355	77.7	615	14.2	115	2.7
Chief Executives (111011)	2,660	2,309	86.8	349	13.1	2,175	81.8	315	11.8	50	1.9
General & Operations Mgrs. (111021)	1,625	1,254	77.2	378	23.3	1,155	71.1	300	18.5	65	4.0
Legislators (111031)	35	25	71.4	10	28.6	25	71.4	0	0.0	0	0.0
Advert., Marketing, Promo., Pub. Rel. (112000)	2,790	1,743	62.5	1,039	37.2	1,610	57.7	900	32.3	75	2.7
Advertising & Promotions Mgrs. (112011)	125	75	60.0	50	40.0	75	60.0	50	40.0	0	0.0
Marketing & Sales Mgrs. (112020)	2,490	1,619	65.0	869	34.9	1,490	59.8	760	30.5	75	3.0
Public Relations Mgrs. (112031)	175	49	28.0	120	68.6	45	25.7	90	51.4	0	0.0
Operations Specialties Mgrs. (113000)	5,290	3,399	64.3	1,886	35.7	3,085	58.3	1,575	29.8	120	2.3
Administrative Services Mgrs. (113011)	200	160	80.0	45	22.5	140	70.0	45	22.5	0	0.0
Computer & Info. Systems Mgrs. (113021)	755	535	70.9	218	28.9	490	64.9	210	27.8	20	2.6
Financial Managers (113031)	1,945	1,050	54.0	892	45.9	975	50.1	700	36.0	35	1.8
Human Resources Mgrs. (113040)	775	415	53.5	363	46.8	350	45.2	270	34.8	20	2.6
Industrial Production Mgrs. (113051)	685	569	83.1	115	16.8	555	81.0	105	15.3	0	0.0
Purchasing Managers (113061)	430	265	61.6	163	37.9	245	57.0	155	36.0	0	0.0
Transp., Storage, & Dist. Mgrs. (113071)	500	405	81.0	90	18.0	330	66.0	90	18.0	45	9.0
Other Management Occupations (119000)	11,810	6,849	58.0	4,933	41.8	5,845	49.5	4,224	35.8	546	4.6
Farm, Ranch, & Other Agric. Mgrs. (119011)	60	44	73.3	15	25.0	40	66.7	15	25.0	4	6.7
Farmers & Ranchers (119012)	100	65	65.0	30	30.0	65	65.0	30	30.0	0	0.0
Construction Managers (119021)	1,005	933	92.8	70	7.0	875	87.1	60	6.0	39	3.9
Education Administrators (119030)	2,190	883	40.3	1,310	59.8	705	32.2	1,105	50.5	145	6.6
Engineering Managers (119041)	415	373	89.9	35	8.4	340	81.9	35	8.4	4	1.0
Food Service Managers (119051)	1,320	790	59.8	533	40.4	620	47.0	425	32.2	35	2.7
Funeral Directors (119061)	80	80	100.0	0	0.0	65	81.3	0	0.0	15	18.8
Gaming Managers (119071)	25	25	100.0	0	0.0	25	100.0	0	0.0	0	0.0
Lodging Managers (119081)	90	33	36.7	47	52.2	15	16.7	35	38.9	10	11.1
Medical & Health Services Mgrs. (119111)	1,110	385	34.7	723	65.1	330	29.7	655	59.0	10	0.9
Natural Sciences Managers (119121)	45	30	66.7	15	33.3	30	66.7	15	33.3	0	0.0
Postmasters & Mail Superintendents (119131)	35	30	85.7	4	11.4	30	85.7	4	11.4	0	0.0
Prop., Real Est., & Comm. Assoc. Mgrs. (119141)	580	354	61.0	225	38.8	280	48.3	205	35.3	60	10.3
Social & Community Service Managers (119151)	795	310	39.0	478	60.1	190	23.9	360	45.3	110	13.8
Managers, All Other (119199)	3,960	2,514	63.5	1,448	36.6	2,235	56.4	1,280	32.3	114	2.9
<b>Business &amp; Financial Oper. Occs. (130001)</b>	<b>12,180</b>	<b>5,766</b>	<b>47.3</b>	<b>6,403</b>	<b>52.6</b>	<b>5,169</b>	<b>42.4</b>	<b>5,303</b>	<b>43.5</b>	<b>273</b>	<b>2.2</b>
Business Operations Specialists (131000)	6,240	2,657	42.6	3,585	57.5	2,355	37.7	2,925	46.9	114	1.8
Agents & Bus. Mgrs. of Artists, Etc. (131011)	50	25	50.0	25	50.0	25	50.0	15	30.0	0	0.0
Purch. Agts & Buyers, Farm Prod. (131021)	0	0	0.0	0	0.0	0	0.0	0	0.0	0	0.0
Whsle & Ret. Buyers, Exc. Farm Prod. (131022)	470	229	48.7	235	50.0	225	47.9	210	44.7	4	0.9
Purch. Agts, Exc. Whsle, Ret., Etc. (131023)	560	265	47.3	300	53.6	225	40.2	285	50.9	0	0.0
Claims Adj., Appr., Examiners, & Invest. (131030)	1,075	314	29.2	760	70.7	310	28.8	630	58.6	0	0.0
Compliance Officers, Exc. Agri., Etc. (131041)	190	100	52.6	93	48.9	100	52.6	75	39.5	0	0.0
Cost Estimators (131051)	145	125	86.2	15	10.3	125	86.2	15	10.3	0	0.0
Human Res., Training, & Labor Rel. Spec. (131070)	1,640	465	28.4	1,179	71.9	410	25.0	950	57.9	15	0.9
Logisticians (131081)	50	35	70.0	14	28.0	35	70.0	10	20.0	0	0.0
Management Analysts (131111)	1,455	840	57.7	620	42.6	710	48.8	465	32.0	50	3.4
Meeting & Convention Planners (131121)	70	0	0.0	70	100.0	0	0.0	60	85.7	0	0.0
Other Business Operations Specialists (1311XX)	535	259	48.4	274	51.2	190	35.5	210	39.3	45	8.4
Financial Specialists (132000)	5,940	3,109	52.3	2,818	47.4	2,814	47.4	2,378	40.0	159	2.7
Accountants & Auditors (132011)	3,435	1,639	47.7	1,800	52.4	1,440	41.9	1,470	42.8	95	2.8
Appraisers & Assessors of Real Estate (132021)	190	135	71.1	55	28.9	125	65.8	55	28.9	0	0.0

**CONNECTICUT OCCUPATIONAL STATISTICS**  
**for Equal Employment Opportunity and Affirmative Action Planning**  
**2000 Census of Population and Housing - Special EEO Tabulation**

**New Haven/Meriden PMSA**

Black Non-Hispanic		Hispanic in Any Race				All Other Non-Hispanic				Occupation
Female	%	Male	%	Female	%	Male	%	Female	%	
18,026	6.5	11,562	4.2	10,033	3.6	6,401	2.3	5,511	2.0	<b>Total Civilian Labor Force</b>
1,420	3.9	486	1.3	506	1.4	666	1.8	455	1.3	<b>MGMT., BUSINESS, &amp; FIN. OCCS. (110000)</b>
792	3.3	320	1.3	211	0.9	508	2.1	278	1.1	<b>Management Occupations (110001)</b>
65	1.5	40	0.9	29	0.7	78	1.8	28	0.6	Top Executives (111000)
20	0.8	30	1.1	4	0.2	54	2.0	10	0.4	Chief Executives (111011)
35	2.2	10	0.6	25	1.5	24	1.5	18	1.1	General & Operations Mgrs. (111021)
10	28.6	0	0.0	0	0.0	0	0.0	0	0.0	Legislators (111031)
85	3.0	24	0.9	24	0.9	34	1.2	30	1.1	Advert., Marketing., Promo., Pub. Rel. (112000)
0	0.0	0	0.0	0	0.0	0	0.0	0	0.0	Advertising & Promotions Mgrs. (112011)
55	2.2	20	0.8	24	1.0	34	1.4	30	1.2	Marketing & Sales Mgrs. (112020)
30	17.1	4	2.3	0	0.0	0	0.0	0	0.0	Public Relations Mgrs. (112031)
193	3.6	59	1.1	57	1.1	135	2.6	61	1.2	Operations Specialties Mgrs. (113000)
0	0.0	0	0.0	0	0.0	20	10.0	0	0.0	Administrative Services Mgrs. (113011)
4	0.5	0	0.0	4	0.5	25	3.3	0	0.0	Computer & Info. Systems Mgrs. (113021)
100	5.1	10	0.5	39	2.0	30	1.5	53	2.7	Financial Managers (113031)
75	9.7	25	3.2	10	1.3	20	2.6	8	1.0	Human Resources Mgrs. (113040)
10	1.5	4	0.6	0	0.0	10	1.5	0	0.0	Industrial Production Mgrs. (113051)
4	0.9	10	2.3	4	0.9	10	2.3	0	0.0	Purchasing Managers (113061)
0	0.0	10	2.0	0	0.0	20	4.0	0	0.0	Transp., Storage, & Dist. Mgrs. (113071)
449	3.8	197	1.7	101	0.9	261	2.2	159	1.3	Other Management Occupations (119000)
0	0.0	0	0.0	0	0.0	0	0.0	0	0.0	Farm, Ranch, & Other Agric. Mgrs. (119011)
0	0.0	0	0.0	0	0.0	0	0.0	0	0.0	Farmers & Ranchers (119012)
10	1.0	15	1.5	0	0.0	4	0.4	0	0.0	Construction Managers (119021)
150	6.8	4	0.2	25	1.1	29	1.3	30	1.4	Education Administrators (119030)
0	0.0	4	1.0	0	0.0	25	6.0	0	0.0	Engineering Managers (119041)
65	4.9	45	3.4	8	0.6	90	6.8	35	2.7	Food Service Managers (119051)
0	0.0	0	0.0	0	0.0	0	0.0	0	0.0	Funeral Directors (119061)
0	0.0	0	0.0	0	0.0	0	0.0	0	0.0	Gaming Managers (119071)
4	4.4	0	0.0	0	0.0	8	8.9	8	8.9	Lodging Managers (119081)
30	2.7	20	1.8	14	1.3	25	2.3	24	2.2	Medical & Health Services Mgrs. (119111)
0	0.0	0	0.0	0	0.0	0	0.0	0	0.0	Natural Sciences Managers (119121)
0	0.0	0	0.0	0	0.0	0	0.0	0	0.0	Postmasters & Mail Superintendents (119131)
20	3.4	14	2.4	0	0.0	0	0.0	0	0.0	Prop., Real Est., & Comm. Assoc. Mgrs. (119141)
95	11.9	10	1.3	19	2.4	0	0.0	4	0.5	Social & Community Service Managers (119151)
75	1.9	85	2.1	35	0.9	80	2.0	58	1.5	Managers, All Other (119199)
628	5.2	166	1.4	295	2.4	158	1.3	177	1.5	<b>Business &amp; Financial Oper. Occs. (130001)</b>
360	5.8	88	1.4	221	3.5	100	1.6	79	1.3	Business Operations Specialists (131000)
0	0.0	0	0.0	0	0.0	0	0.0	10	20.0	Agents & Bus. Mgrs. of Artists, Etc. (131011)
0	0.0	0	0.0	0	0.0	0	0.0	0	0.0	Purch. Agts & Buyers, Farm Prod. (131021)
15	3.2	0	0.0	10	2.1	0	0.0	0	0.0	Whsle & Ret. Buyers, Exc. Farm Prod. (131022)
15	2.7	15	2.7	0	0.0	25	4.5	0	0.0	Purch. Agts, Exc. Whsle, Ret., Etc. (131023)
65	6.0	4	0.4	45	4.2	0	0.0	20	1.9	Claims Adj., Appr., Examiners, & Invest. (131030)
0	0.0	0	0.0	8	4.2	0	0.0	10	5.3	Compliance Officers, Exc. Agri., Etc. (131041)
0	0.0	0	0.0	0	0.0	0	0.0	0	0.0	Cost Estimators (131051)
135	8.2	15	0.9	80	4.9	25	1.5	14	0.9	Human Res., Training, & Labor Rel. Spec. (131070)
0	0.0	0	0.0	4	8.0	0	0.0	0	0.0	Logisticians (131081)
95	6.5	50	3.4	50	3.4	30	2.1	10	0.7	Management Analysts (131111)
0	0.0	0	0.0	10	14.3	0	0.0	0	0.0	Meeting & Convention Planners (131121)
35	6.5	4	0.7	14	2.6	20	3.7	15	2.8	Other Business Operations Specialists (1311XX)
268	4.5	78	1.3	74	1.2	58	1.0	98	1.6	Financial Specialists (132000)
180	5.2	60	1.7	60	1.7	44	1.3	90	2.6	Accountants & Auditors (132011)
0	0.0	0	0.0	0	0.0	10	5.3	0	0.0	Appraisers & Assessors of Real Estate (132021)

**CONNECTICUT OCCUPATIONAL STATISTICS**  
**for Equal Employment Opportunity and Affirmative Action Planning**  
**2000 Census of Population and Housing - Special EEO Tabulation**

**New Haven/Meriden PMSA**

Occupation	Total All Races *	Total Civilian Labor Force				White Non-Hispanic				Black Non-Hispanic	
		Male	%	Female	%	Male	%	Female	%	Male	%
Budget Analysts (132031)	110	70	63.6	39	35.5	70	63.6	35	31.8	0	0.0
Credit Analysts (132041)	35	20	57.1	14	40.0	20	57.1	4	11.4	0	0.0
Financial Analysts (132051)	90	75	83.3	18	20.0	75	83.3	10	11.1	0	0.0
Personal Financial Advisors (132052)	680	489	71.9	189	27.8	460	67.6	155	22.8	25	3.7
Insurance Underwriters (132053)	310	130	41.9	175	56.5	120	38.7	175	56.5	0	0.0
Financial Examiners (132061)	10	4	40.0	4	40.0	4	40.0	4	40.0	0	0.0
Loan Counselors & Officers (132070)	465	238	51.2	225	48.4	230	49.5	185	39.8	4	0.9
Tax Examiners, Collectors, & Rev. Agts (132081)	185	129	69.7	55	29.7	125	67.6	45	24.3	0	0.0
Tax Preparers (132082)	300	120	40.0	180	60.0	110	36.7	180	60.0	10	3.3
Financial Specialists, All Other (132099)	130	60	46.2	64	49.2	35	26.9	60	46.2	25	19.2
<b>PROFESSIONAL &amp; RELATED OCCUPATIONS (150000)</b>	<b>69,743</b>	<b>30,320</b>	<b>43.5</b>	<b>39,293</b>	<b>56.3</b>	<b>24,830</b>	<b>35.6</b>	<b>31,711</b>	<b>45.5</b>	<b>1,773</b>	<b>2.5</b>
<b>Computer &amp; Mathematical Occupations (150001)</b>	<b>6,870</b>	<b>4,741</b>	<b>69.0</b>	<b>2,101</b>	<b>30.6</b>	<b>3,800</b>	<b>55.3</b>	<b>1,635</b>	<b>23.8</b>	<b>235</b>	<b>3.4</b>
Computer Specialists (151000)	6,465	4,531	70.1	1,908	29.5	3,650	56.5	1,465	22.7	225	3.5
Computer Programmers (151021)	1,865	1,438	77.1	418	22.4	1,170	62.7	310	16.6	40	2.1
Computer Software Engineers (151030)	1,345	969	72.0	374	27.8	765	56.9	250	18.6	65	4.8
Computer Support Specialists (151041)	805	610	75.8	198	24.6	520	64.6	165	20.5	45	5.6
Database Administrators (151061)	125	45	36.0	80	64.0	45	36.0	70	56.0	0	0.0
Network & Computer Syst. Admins. (151071)	315	229	72.7	80	25.4	190	60.3	70	22.2	10	3.2
Network Sys. & Data Comm. Analysts (151081)	480	320	66.7	149	31.0	255	53.1	120	25.0	20	4.2
Computer Scientists & Sys. Analysts (1510XX)	1,530	920	60.1	609	39.8	705	46.1	480	31.4	45	2.9
Mathematical Scientists (152000)	405	210	51.9	193	47.7	150	37.0	170	42.0	10	2.5
Actuaries (152011)	60	50	83.3	14	23.3	30	50.0	10	16.7	10	16.7
Operations Research Analysts (152031)	200	100	50.0	95	47.5	70	35.0	80	40.0	0	0.0
Misc. Math Science Occupations (1520XX)	145	60	41.4	84	57.9	50	34.5	80	55.2	0	0.0
<b>Architecture &amp; Engineering Occs. (170001)</b>	<b>6,085</b>	<b>5,317</b>	<b>87.4</b>	<b>754</b>	<b>12.4</b>	<b>4,625</b>	<b>76.0</b>	<b>589</b>	<b>9.7</b>	<b>248</b>	<b>4.1</b>
Architects, Surveyors, & Cartographers (171000)	735	568	77.3	160	21.8	535	72.8	125	17.0	25	3.4
Architects, Except Naval (171010)	690	533	77.2	150	21.7	500	72.5	115	16.7	25	3.6
Surv., Cartog., & Photogrammetrists (171020)	45	35	77.8	10	22.2	35	77.8	10	22.2	0	0.0
Engineers (172000)	3,890	3,506	90.1	383	9.8	2,995	77.0	305	7.8	139	3.6
Aerospace Engineers (172011)	440	405	92.0	40	9.1	315	71.6	40	9.1	15	3.4
Chemical Engineers (172041)	120	100	83.3	15	12.5	80	66.7	0	0.0	0	0.0
Civil Engineers (172051)	455	434	95.4	20	4.4	345	75.8	10	2.2	75	16.5
Computer Hardware Engineers (172061)	120	90	75.0	35	29.2	70	58.3	25	20.8	10	8.3
Electrical & Electronics Engineers (172070)	780	719	92.2	60	7.7	635	81.4	60	7.7	10	1.3
Environmental Engineers (172081)	35	35	100.0	0	0.0	35	100.0	0	0.0	0	0.0
Ind. Engineers, Incl. Health & Safety (172110)	550	449	81.6	100	18.2	445	80.9	65	11.8	4	0.7
Marine Engineers & Naval Architects (172121)	10	10	100.0	0	0.0	10	100.0	0	0.0	0	0.0
Materials Engineers (172131)	145	124	85.5	25	17.2	110	75.9	25	17.2	0	0.0
Mechanical Engineers (172141)	645	585	90.7	54	8.4	530	82.2	50	7.8	10	1.6
Nuclear Engineers (172161)	0	0	0.0	0	0.0	0	0.0	0	0.0	0	0.0
Petroleum, Mining & Geological Engrs. (1721XX)	0	0	0.0	0	0.0	0	0.0	0	0.0	0	0.0
Miscellaneous Engineers, Incl. Agric. (172XXX)	590	555	94.1	34	5.8	420	71.2	30	5.1	15	2.5
Drafters, Engrng. & Mapping Techs. (173000)	1,460	1,243	85.1	211	14.5	1,095	75.0	159	10.9	84	5.8
Drafters (173010)	445	353	79.3	83	18.7	345	77.5	75	16.9	4	0.9
Engineering Technicians, Exc. Drafters (173020)	890	770	86.5	124	13.9	630	70.8	80	9.0	80	9.0
Surveying & Mapping Technicians (173031)	125	120	96.0	4	3.2	120	96.0	4	3.2	0	0.0
<b>Life, Physical, &amp; Social Science Occs. (190001)</b>	<b>4,879</b>	<b>2,800</b>	<b>57.4</b>	<b>2,066</b>	<b>42.3</b>	<b>2,033</b>	<b>41.7</b>	<b>1,493</b>	<b>30.6</b>	<b>80</b>	<b>1.6</b>
Life Scientists (191000)	1,470	801	54.5	657	44.7	524	35.6	469	31.9	0	0.0
Agricultural & Food Scientists (191010)	50	35	70.0	14	28.0	35	70.0	4	8.0	0	0.0
Biological Scientists (191020)	290	149	51.4	139	47.9	85	29.3	105	36.2	0	0.0
Conservation Scientists & Foresters (191030)	15	4	26.7	10	66.7	4	26.7	10	66.7	0	0.0
Medical Scientists (191040)	1,115	613	55.0	494	44.3	400	35.9	350	31.4	0	0.0



**CONNECTICUT OCCUPATIONAL STATISTICS**  
**for Equal Employment Opportunity and Affirmative Action Planning**  
**2000 Census of Population and Housing - Special EEO Tabulation**

**New Haven/Meriden PMSA**

Black Non-Hispanic		Hispanic in Any Race				All Other Non-Hispanic				Occupation
Female	%	Male	%	Female	%	Male	%	Female	%	
0	0.0	0	0.0	4	3.6	0	0.0	0	0.0	Budget Analysts (132031)
10	28.6	0	0.0	0	0.0	0	0.0	0	0.0	Credit Analysts (132041)
4	4.4	0	0.0	0	0.0	0	0.0	4	4.4	Financial Analysts (132051)
30	4.4	4	0.6	0	0.0	0	0.0	4	0.6	Personal Financial Advisors (132052)
0	0.0	10	3.2	0	0.0	0	0.0	0	0.0	Insurance Underwriters (132053)
0	0.0	0	0.0	0	0.0	0	0.0	0	0.0	Financial Examiners (132061)
30	6.5	0	0.0	10	2.2	4	0.9	0	0.0	Loan Counselors & Officers (132070)
10	5.4	4	2.2	0	0.0	0	0.0	0	0.0	Tax Examiners, Collectors, & Rev. Agts (132081)
0	0.0	0	0.0	0	0.0	0	0.0	0	0.0	Tax Preparers (132082)
4	3.1	0	0.0	0	0.0	0	0.0	0	0.0	Financial Specialists, All Other (132099)
<b>4,131</b>	<b>5.9</b>	<b>1,112</b>	<b>1.6</b>	<b>1,560</b>	<b>2.2</b>	<b>2,605</b>	<b>3.7</b>	<b>1,891</b>	<b>2.7</b>	<b>PROFESSIONAL &amp; RELATED OCCUPATIONS (150000)</b>
<b>293</b>	<b>4.3</b>	<b>168</b>	<b>2.4</b>	<b>57</b>	<b>0.8</b>	<b>538</b>	<b>7.8</b>	<b>116</b>	<b>1.7</b>	<b>Computer &amp; Mathematical Occupations (150001)</b>
274	4.2	148	2.3	57	0.9	508	7.9	112	1.7	Computer Specialists (151000)
50	2.7	60	3.2	10	0.5	168	9.0	48	2.6	Computer Programmers (151021)
54	4.0	4	0.3	10	0.7	135	10.0	60	4.5	Computer Software Engineers (151030)
25	3.1	30	3.7	8	1.0	15	1.9	0	0.0	Computer Support Specialists (151041)
10	8.0	0	0.0	0	0.0	0	0.0	0	0.0	Database Administrators (151061)
0	0.0	4	1.3	10	3.2	25	7.9	0	0.0	Network & Computer Syst. Admins. (151071)
25	5.2	15	3.1	0	0.0	30	6.3	4	0.8	Network Sys. & Data Comm. Analysts (151081)
110	7.2	35	2.3	19	1.2	135	8.8	0	0.0	Computer Scientists & Sys. Analysts (1510XX)
19	4.7	20	4.9	0	0.0	30	7.4	4	1.0	Mathematical Scientists (152000)
0	0.0	0	0.0	0	0.0	10	16.7	4	6.7	Actuaries (152011)
15	7.5	20	10.0	0	0.0	10	5.0	0	0.0	Operations Research Analysts (152031)
4	2.8	0	0.0	0	0.0	10	6.9	0	0.0	Misc. Math Science Occupations (1520XX)
<b>59</b>	<b>1.0</b>	<b>122</b>	<b>2.0</b>	<b>34</b>	<b>0.6</b>	<b>322</b>	<b>5.3</b>	<b>72</b>	<b>1.2</b>	<b>Architecture &amp; Engineering Occs. (170001)</b>
0	0.0	4	0.5	20	2.7	4	0.5	15	2.0	Architects, Surveyors, & Cartographers (171000)
0	0.0	4	0.6	20	2.9	4	0.6	15	2.2	Architects, Except Naval (171010)
0	0.0	0	0.0	0	0.0	0	0.0	0	0.0	Surv., Cartog., & Photogrammetrists (171020)
25	0.6	83	2.1	0	0.0	289	7.4	53	1.4	Engineers (172000)
0	0.0	45	10.2	0	0.0	30	6.8	0	0.0	Aerospace Engineers (172011)
0	0.0	0	0.0	0	0.0	20	16.7	15	12.5	Chemical Engineers (172041)
0	0.0	4	0.9	0	0.0	10	2.2	10	2.2	Civil Engineers (172051)
10	8.3	0	0.0	0	0.0	10	8.3	0	0.0	Computer Hardware Engineers (172061)
0	0.0	20	2.6	0	0.0	54	6.9	0	0.0	Electrical & Electronics Engineers (172070)
0	0.0	0	0.0	0	0.0	0	0.0	0	0.0	Environmental Engineers (172081)
15	2.7	0	0.0	0	0.0	0	0.0	20	3.6	Ind. Engineers, Incl. Health & Safety (172110)
0	0.0	0	0.0	0	0.0	0	0.0	0	0.0	Marine Engineers & Naval Architects (172121)
0	0.0	4	2.8	0	0.0	10	6.9	0	0.0	Materials Engineers (172131)
0	0.0	10	1.6	0	0.0	35	5.4	4	0.6	Mechanical Engineers (172141)
0	0.0	0	0.0	0	0.0	0	0.0	0	0.0	Nuclear Engineers (172161)
0	0.0	0	0.0	0	0.0	0	0.0	0	0.0	Petroleum, Mining & Geological Engrs. (1721XX)
0	0.0	0	0.0	0	0.0	120	20.3	4	0.7	Miscellaneous Engineers, Incl. Agric. (172XXX)
34	2.3	35	2.4	14	1.0	29	2.0	4	0.3	Drafters, Engrng. & Mapping Techs. (173000)
4	0.9	0	0.0	0	0.0	4	0.9	4	0.9	Drafters (173010)
30	3.4	35	3.9	14	1.6	25	2.8	0	0.0	Engineering Technicians, Exc. Drafters (173020)
0	0.0	0	0.0	0	0.0	0	0.0	0	0.0	Surveying & Mapping Technicians (173031)
<b>145</b>	<b>3.0</b>	<b>61</b>	<b>1.3</b>	<b>75</b>	<b>1.5</b>	<b>626</b>	<b>12.8</b>	<b>353</b>	<b>7.2</b>	<b>Life, Physical, &amp; Social Science Occs. (190001)</b>
45	3.1	18	1.2	18	1.2	259	17.6	125	8.5	Life Scientists (191000)
0	0.0	0	0.0	0	0.0	0	0.0	10	20.0	Agricultural & Food Scientists (191010)
0	0.0	4	1.4	4	1.4	60	20.7	30	10.3	Biological Scientists (191020)
0	0.0	0	0.0	0	0.0	0	0.0	0	0.0	Conservation Scientists & Foresters (191030)
45	4.0	14	1.3	14	1.3	199	17.8	85	7.6	Medical Scientists (191040)

**CONNECTICUT OCCUPATIONAL STATISTICS**  
**for Equal Employment Opportunity and Affirmative Action Planning**  
**2000 Census of Population and Housing - Special EEO Tabulation**

**New Haven/Meriden PMSA**

Occupation	Total All Races *	Total Civilian Labor Force				White Non-Hispanic				Black Non-Hispanic	
		Male	%	Female	%	Male	%	Female	%	Male	%
Physical Scientists (192000)	1,645	1,099	66.8	548	33.3	820	49.8	330	20.1	0	0.0
Astronomers & Physicists (192010)	20	24	120.0	0	0.0	20	100.0	0	0.0	0	0.0
Atmospheric & Space Scientists (192021)	0	0	0.0	0	0.0	0	0.0	0	0.0	0	0.0
Chemists & Materials Scientists (192030)	500	375	75.0	125	25.0	305	61.0	85	17.0	0	0.0
Environ. Scientists & Geoscientists (192040)	90	75	83.3	10	11.1	75	83.3	10	11.1	0	0.0
Physical Scientists, All Other (192099)	1,035	625	60.4	413	39.9	420	40.6	235	22.7	0	0.0
Social Scientists & Related Workers (193000)	1,085	507	46.7	573	52.8	430	39.6	480	44.2	40	3.7
Economists (193011)	50	14	28.0	30	60.0	10	20.0	20	40.0	0	0.0
Market & Survey Researchers (193020)	145	59	40.7	85	58.6	55	37.9	65	44.8	0	0.0
Psychologists (193030)	730	300	41.1	433	59.3	245	33.6	370	50.7	30	4.1
Urban & Regional Planners (193051)	70	59	84.3	10	14.3	45	64.3	10	14.3	10	14.3
Misc. Soc. Scientists, Incl. Sociologists (1930XX)	90	75	83.3	15	16.7	75	83.3	15	16.7	0	0.0
Life, Physical, & Soc.Science Techs. (194000)	679	393	57.9	288	42.4	259	38.1	214	31.5	40	5.9
Agric. & Food Science Technicians (194011)	4	4	100.0	0	0.0	4	100.0	0	0.0	0	0.0
Biological Technicians (194021)	45	35	77.8	4	8.9	20	44.4	4	8.9	0	0.0
Chemical Technicians (194031)	180	130	72.2	55	30.6	95	52.8	15	8.3	10	5.6
Geological & Petroleum Technicians (194041)	10	10	100.0	0	0.0	10	100.0	0	0.0	0	0.0
Misc. Life, Phy., & Soc. Sci. Techs. (1940XX)	440	214	48.6	229	52.0	130	29.5	195	44.3	30	6.8
<b>Community &amp; Social Services Occs. (210001)</b>	<b>5,210</b>	<b>1,637</b>	<b>31.4</b>	<b>3,561</b>	<b>68.3</b>	<b>1,135</b>	<b>21.8</b>	<b>2,225</b>	<b>42.7</b>	<b>369</b>	<b>7.1</b>
Counselors, Soc. Workers, & Others (211000)	4,435	1,155	26.0	3,279	73.9	750	16.9	1,975	44.5	310	7.0
Counselors (211010)	1,655	508	30.7	1,145	69.2	355	21.5	690	41.7	125	7.6
Social Workers (211020)	2,185	459	21.0	1,729	79.1	285	13.0	1,035	47.4	125	5.7
Misc. Comm. & Soc. Serv. Specialists (211090)	595	188	31.6	405	68.1	110	18.5	250	42.0	60	10.1
Religious Workers (212000)	775	482	62.2	282	36.4	385	49.7	250	32.3	59	7.6
Clergy (212011)	495	393	79.4	92	18.6	310	62.6	80	16.2	55	11.1
Directors, Religious Activities & Educ. (212021)	55	15	27.3	40	72.7	15	27.3	40	72.7	0	0.0
Religious Workers, All Other (212099)	225	74	32.9	150	66.7	60	26.7	130	57.8	4	1.8
<b>Legal Occupations (230001)</b>	<b>3,765</b>	<b>2,015</b>	<b>53.5</b>	<b>1,758</b>	<b>46.7</b>	<b>1,855</b>	<b>49.3</b>	<b>1,480</b>	<b>39.3</b>	<b>80</b>	<b>2.1</b>
Lawyers, Judges, & Related Workers (231000)	2,490	1,810	72.7	685	27.5	1,680	67.5	595	23.9	60	2.4
Lawyers (231011)	2,345	1,700	72.5	650	27.7	1,580	67.4	560	23.9	50	2.1
Judges, Magistrates, & Other Jud. Wrks (231020)	145	110	75.9	35	24.1	100	69.0	35	24.1	10	6.9
Legal Support Workers (232000)	1,275	205	16.1	1,073	84.2	175	13.7	885	69.4	20	1.6
Paralegals & Legal Assistants (232011)	955	65	6.8	888	93.0	45	4.7	745	78.0	10	1.0
Miscellaneous Legal Support Workers (232090)	320	140	43.8	185	57.8	130	40.6	140	43.8	10	3.1
<b>Education, Training, &amp; Library Occs. (250001)</b>	<b>21,525</b>	<b>6,318</b>	<b>29.4</b>	<b>15,193</b>	<b>70.6</b>	<b>5,110</b>	<b>23.7</b>	<b>12,625</b>	<b>58.7</b>	<b>444</b>	<b>2.1</b>
Postsecondary Teachers (251000)	4,640	2,593	55.9	2,050	44.2	1,965	42.3	1,600	34.5	159	3.4
Primary, Sec. & Special Ed. Teachers (252000)	11,340	2,543	22.4	8,785	77.5	2,270	20.0	7,765	68.5	180	1.6
Preschool & Kindergarten Teachers (252010)	1,225	29	2.4	1,194	97.5	10	0.8	1,025	83.7	15	1.2
Elementary & Middle School Teachers (252020)	7,180	1,539	21.4	5,633	78.5	1,310	18.2	4,960	69.1	150	2.1
Secondary School Teachers (252030)	2,285	880	38.5	1,398	61.2	855	37.4	1,280	56.0	15	0.7
Special Education Teachers (252040)	650	95	14.6	560	86.2	95	14.6	500	76.9	0	0.0
Other Teachers & Instructors (253000)	1,745	554	31.7	1,190	68.2	470	26.9	965	55.3	25	1.4
Librarians, Curators, & Archivists (254000)	1,150	344	29.9	809	70.3	255	22.2	630	54.8	25	2.2
Archivists, Curators, & Museum Techs. (254010)	255	95	37.3	165	64.7	85	33.3	145	56.9	10	3.9
Librarians (254021)	705	139	19.7	565	80.1	85	12.1	425	60.3	0	0.0
Library Technicians (254031)	190	110	57.9	79	41.6	85	44.7	60	31.6	15	7.9
Other Educ., Training, & Library Occs. (259000)	2,650	284	10.7	2,359	89.0	150	5.7	1,665	62.8	55	2.1
Teacher Assistants (259041)	2,520	225	8.9	2,294	91.0	105	4.2	1,600	63.5	55	2.2
Other Educ., Training, & Library Wrks (2590XX)	130	59	45.4	65	50.0	45	34.6	65	50.0	0	0.0
<b>Arts, Des., Entert., Sports, &amp; Media Occs. (270001)</b>	<b>5,655</b>	<b>3,135</b>	<b>55.4</b>	<b>2,509</b>	<b>44.4</b>	<b>2,660</b>	<b>47.0</b>	<b>2,250</b>	<b>39.8</b>	<b>104</b>	<b>1.8</b>
Art & Design Workers (271000)	2,175	1,059	48.7	1,125	51.7	905	41.6	1,020	46.9	15	0.7
Artists & Related Workers (271010)	435	239	54.9	200	46.0	235	54.0	175	40.2	0	0.0

**CONNECTICUT OCCUPATIONAL STATISTICS**  
**for Equal Employment Opportunity and Affirmative Action Planning**  
**2000 Census of Population and Housing - Special EEO Tabulation**

**New Haven/Meriden PMSA**

Black Non-Hispanic		Hispanic in Any Race				All Other Non-Hispanic				Occupation
Female	%	Male	%	Female	%	Male	%	Female	%	
20	1.2	35	2.1	8	0.5	244	14.8	190	11.6	Physical Scientists (192000)
0	0.0	0	0.0	0	0.0	4	20.0	0	0.0	Astronomers & Physicists (192010)
0	0.0	0	0.0	0	0.0	0	0.0	0	0.0	Atmospheric & Space Scientists (192021)
0	0.0	10	2.0	0	0.0	60	12.0	40	8.0	Chemists & Materials Scientists (192030)
0	0.0	0	0.0	0	0.0	0	0.0	0	0.0	Environ. Scientists & Geoscientists (192040)
20	1.9	25	2.4	8	0.8	180	17.4	150	14.5	Physical Scientists, All Other (192099)
45	4.1	4	0.4	30	2.8	33	3.0	18	1.7	Social Scientists & Related Workers (193000)
0	0.0	0	0.0	10	20.0	4	8.0	0	0.0	Economists (193011)
10	6.9	4	2.8	0	0.0	0	0.0	10	6.9	Market & Survey Researchers (193020)
35	4.8	0	0.0	20	2.7	25	3.4	8	1.1	Psychologists (193030)
0	0.0	0	0.0	0	0.0	4	5.7	0	0.0	Urban & Regional Planners (193051)
0	0.0	0	0.0	0	0.0	0	0.0	0	0.0	Misc. Soc. Scientists, Incl. Sociologists (1930XX)
35	5.2	4	0.6	19	2.8	90	13.3	20	2.9	Life, Physical, & Soc.Science Techs. (194000)
0	0.0	0	0.0	0	0.0	0	0.0	0	0.0	Agric. & Food Science Technicians (194011)
0	0.0	0	0.0	0	0.0	15	33.3	0	0.0	Biological Technicians (194021)
25	13.9	0	0.0	15	8.3	25	13.9	0	0.0	Chemical Technicians (194031)
0	0.0	0	0.0	0	0.0	0	0.0	0	0.0	Geological & Petroleum Technicians (194041)
10	2.3	4	0.9	4	0.9	50	11.4	20	4.5	Misc. Life, Phy., & Soc. Sci. Techs. (1940XX)
<b>969</b>	<b>18.6</b>	<b>63</b>	<b>1.2</b>	<b>278</b>	<b>5.3</b>	<b>70</b>	<b>1.3</b>	<b>89</b>	<b>1.7</b>	<b>Community &amp; Social Services Occs. (210001)</b>
945	21.3	59	1.3	270	6.1	36	0.8	89	2.0	Counselors, Soc. Workers, & Others (211000)
350	21.1	20	1.2	85	5.1	8	0.5	20	1.2	Counselors (211010)
505	23.1	35	1.6	150	6.9	14	0.6	39	1.8	Social Workers (211020)
90	15.1	4	0.7	35	5.9	14	2.4	30	5.0	Misc. Comm. & Soc. Serv. Specialists (211090)
24	3.1	4	0.5	8	1.0	34	4.4	0	0.0	Religious Workers (212000)
4	0.8	4	0.8	8	1.6	24	4.8	0	0.0	Clergy (212011)
0	0.0	0	0.0	0	0.0	0	0.0	0	0.0	Directors, Religious Activities & Educ. (212021)
20	8.9	0	0.0	0	0.0	10	4.4	0	0.0	Religious Workers, All Other (212099)
<b>105</b>	<b>2.8</b>	<b>20</b>	<b>0.5</b>	<b>90</b>	<b>2.4</b>	<b>60</b>	<b>1.6</b>	<b>83</b>	<b>2.2</b>	<b>Legal Occupations (230001)</b>
25	1.0	20	0.8	20	0.8	50	2.0	45	1.8	Lawyers, Judges, & Related Workers (231000)
25	1.1	20	0.9	20	0.9	50	2.1	45	1.9	Lawyers (231011)
0	0.0	0	0.0	0	0.0	0	0.0	0	0.0	Judges, Magistrates, & Other Jud. Wrks (231020)
80	6.3	0	0.0	70	5.5	10	0.8	38	3.0	Legal Support Workers (232000)
55	5.8	0	0.0	50	5.2	10	1.0	38	4.0	Paralegals & Legal Assistants (232011)
25	7.8	0	0.0	20	6.3	0	0.0	0	0.0	Miscellaneous Legal Support Workers (232090)
<b>1,370</b>	<b>6.4</b>	<b>351</b>	<b>1.6</b>	<b>685</b>	<b>3.2</b>	<b>413</b>	<b>1.9</b>	<b>513</b>	<b>2.4</b>	<b>Education, Training, &amp; Library Occs. (250001)</b>
140	3.0	170	3.7	115	2.5	299	6.4	195	4.2	Postsecondary Teachers (251000)
600	5.3	58	0.5	270	2.4	35	0.3	150	1.3	Primary, Sec. & Special Ed. Teachers (252000)
95	7.8	4	0.3	70	5.7	0	0.0	4	0.3	Preschool & Kindergarten Teachers (252010)
390	5.4	44	0.6	165	2.3	35	0.5	118	1.6	Elementary & Middle School Teachers (252020)
65	2.8	10	0.4	25	1.1	0	0.0	28	1.2	Secondary School Teachers (252030)
50	7.7	0	0.0	10	1.5	0	0.0	0	0.0	Special Education Teachers (252040)
115	6.6	29	1.7	45	2.6	30	1.7	65	3.7	Other Teachers & Instructors (253000)
70	6.1	25	2.2	25	2.2	39	3.4	84	7.3	Librarians, Curators, & Archivists (254000)
10	3.9	0	0.0	0	0.0	0	0.0	10	3.9	Archivists, Curators, & Museum Techs. (254010)
45	6.4	25	3.5	25	3.5	29	4.1	70	9.9	Librarians (254021)
15	7.9	0	0.0	0	0.0	10	5.3	4	2.1	Library Technicians (254031)
445	16.8	69	2.6	230	8.7	10	0.4	19	0.7	Other Educ., Training, & Library Occs. (259000)
445	17.7	55	2.2	230	9.1	10	0.4	19	0.8	Teacher Assistants (259041)
0	0.0	14	10.8	0	0.0	0	0.0	0	0.0	Other Educ., Training, & Library Wrks (2590XX)
<b>113</b>	<b>2.0</b>	<b>224</b>	<b>4.0</b>	<b>85</b>	<b>1.5</b>	<b>147</b>	<b>2.6</b>	<b>61</b>	<b>1.1</b>	<b>Arts, Des., Entert., Sports, &amp; Media Occs. (270001)</b>
40	1.8	84	3.9	30	1.4	55	2.5	35	1.6	Art & Design Workers (271000)
15	3.4	4	0.9	0	0.0	0	0.0	10	2.3	Artists & Related Workers (271010)

**CONNECTICUT OCCUPATIONAL STATISTICS**  
**for Equal Employment Opportunity and Affirmative Action Planning**  
**2000 Census of Population and Housing - Special EEO Tabulation**

**New Haven/Meriden PMSA**

Occupation	Total All Races *	Total Civilian Labor Force				White Non-Hispanic				Black Non-Hispanic	
		Male	%	Female	%	Male	%	Female	%	Male	%
Designers (271020)	1,740	820	47.1	925	53.2	670	38.5	845	48.6	15	0.9
Entertainers & Perf., Sports & Rel. Wrkrs. (272000)	1,260	850	67.5	407	32.3	690	54.8	375	29.8	39	3.1
Actors (272011)	75	40	53.3	35	46.7	25	33.3	15	20.0	0	0.0
Producers & Directors (272012)	245	139	56.7	105	42.9	115	46.9	105	42.9	0	0.0
Athletes, Coaches, Umps, & Rel. Wrkrs (272020)	530	404	76.2	129	24.3	330	62.3	125	23.6	19	3.6
Dancers & Choreographers (272030)	20	0	0.0	19	95.0	0	0.0	15	75.0	0	0.0
Musicians, Singers, & Rel. Workers (272040)	340	223	65.6	115	33.8	200	58.8	115	33.8	0	0.0
Ent. & Perf., Sports & Rel. Wrkrs, All Other (272099)	50	44	88.0	4	8.0	20	40.0	0	0.0	20	40.0
Media & Communication Workers (273000)	1,785	906	50.8	868	48.6	805	45.1	775	43.4	15	0.8
Announcers (273010)	90	74	82.2	14	15.6	45	50.0	10	11.1	15	16.7
News Analysts, Reporters & Corresp. (273020)	205	145	70.7	59	28.8	145	70.7	55	26.8	0	0.0
Public Relations Specialists (273031)	230	93	40.4	133	57.8	85	37.0	125	54.3	0	0.0
Editors (273041)	600	270	45.0	330	55.0	230	38.3	310	51.7	0	0.0
Technical Writers (273042)	130	80	61.5	49	37.7	70	53.8	45	34.6	0	0.0
Writers & Authors (273043)	435	204	46.9	229	52.6	200	46.0	205	47.1	0	0.0
Misc. Media & Comm. Workers (273090)	95	40	42.1	54	56.8	30	31.6	25	26.3	0	0.0
Media & Comm. Equipment Workers (274000)	435	320	73.6	109	25.1	260	59.8	80	18.4	35	8.0
Photographers (274021)	225	155	68.9	69	30.7	125	55.6	50	22.2	15	6.7
TV, Video, & Motion Pict. Camera Oper. (274030)	65	55	84.6	10	15.4	55	84.6	10	15.4	0	0.0
BC & Sound Engring. Techs, Etc. (2740XX)	145	110	75.9	30	20.7	80	55.2	20	13.8	20	13.8
<b>Healthcare Practitioners &amp; Tech. Occs. (290001)</b>	<b>15,754</b>	<b>4,357</b>	<b>27.7</b>	<b>11,351</b>	<b>72.1</b>	<b>3,612</b>	<b>22.9</b>	<b>9,414</b>	<b>59.8</b>	<b>213</b>	<b>1.4</b>
Health Diag. & Treating Practitioners (291000)	11,249	3,549	31.5	7,675	68.2	2,968	26.4	6,534	58.1	113	1.0
Chiropractors (291011)	50	30	60.0	14	28.0	30	60.0	10	20.0	0	0.0
Dentists (291020)	290	290	100.0	0	0.0	270	93.1	0	0.0	10	3.4
Dietitians & Nutritionists (291031)	270	4	1.5	265	98.1	4	1.5	215	79.6	0	0.0
Optometrists (291041)	40	25	62.5	15	37.5	25	62.5	15	37.5	0	0.0
Pharmacists (291051)	335	205	61.2	130	38.8	205	61.2	130	38.8	0	0.0
Physicians & Surgeons (291060)	3,100	2,250	72.6	848	27.4	1,825	58.9	645	20.8	55	1.8
Physician Assistants (291071)	215	50	23.3	169	78.6	40	18.6	155	72.1	0	0.0
Podiatrists (291081)	60	55	91.7	4	6.7	55	91.7	4	6.7	0	0.0
Registered Nurses (291111)	5,555	408	7.3	5,135	92.4	330	5.9	4,340	78.1	40	0.7
Audiologists (291121)	20	4	20.0	10	50.0	4	20.0	10	50.0	0	0.0
Occupational Therapists (291122)	210	10	4.8	205	97.6	10	4.8	205	97.6	0	0.0
Physical Therapists (291123)	370	53	14.3	309	83.5	45	12.2	275	74.3	0	0.0
Radiation Therapists (291124)	70	15	21.4	60	85.7	15	21.4	60	85.7	0	0.0
Recreational Therapists (291125)	90	0	0.0	90	100.0	0	0.0	90	100.0	0	0.0
Respiratory Therapists (291126)	125	39	31.2	83	66.4	15	12.0	75	60.0	0	0.0
Speech-Language Pathologists (291127)	195	4	2.1	194	99.5	0	0.0	165	84.6	4	2.1
Therapists, All Other (291129)	150	59	39.3	90	60.0	55	36.7	90	60.0	4	2.7
Veterinarians (291131)	100	44	44.0	54	54.0	40	40.0	50	50.0	0	0.0
Health Diag. & Treating Pract., All Other (291199)	4	4	100.0	0	0.0	0	0.0	0	0.0	0	0.0
Health Technologists & Technicians (292000)	4,340	708	16.3	3,611	83.2	564	13.0	2,825	65.1	80	1.8
Clinical Lab Technologists & Techs. (292010)	1,170	180	15.4	989	84.5	135	11.5	750	64.1	10	0.9
Dental Hygienists (292021)	295	4	1.4	284	96.3	4	1.4	260	88.1	0	0.0
Diagnostic-Rel. Technologists & Techs. (292030)	550	85	15.5	464	84.4	70	12.7	395	71.8	0	0.0
Emergency Med. Techs & Paramedics (292041)	195	135	69.2	60	30.8	125	64.1	50	25.6	10	5.1
Health Diag & Treat. Pract. Supp. Techs. (292050)	640	100	15.6	544	85.0	65	10.2	460	71.9	35	5.5
Lic. Practical & Lic. Vocational Nurses (292061)	1,045	64	6.1	978	93.6	45	4.3	705	67.5	15	1.4
Medical Records & Health Info. Techs. (292071)	165	35	21.2	130	78.8	35	21.2	70	42.4	0	0.0
Opticians, Dispensing (292081)	95	45	47.4	44	46.3	45	47.4	40	42.1	0	0.0
Misc. Health Technologists & Techs. (292090)	185	60	32.4	118	63.8	40	21.6	95	51.4	10	5.4
Other Healthcare Pract. & Tech. Occs. (299000)	165	100	60.6	65	39.4	80	48.5	55	33.3	20	12.1

**CONNECTICUT OCCUPATIONAL STATISTICS**  
**for Equal Employment Opportunity and Affirmative Action Planning**  
**2000 Census of Population and Housing - Special EEO Tabulation**

**New Haven/Meriden PMSA**

Black Non-Hispanic		Hispanic in Any Race				All Other Non-Hispanic				Occupation
Female	%	Male	%	Female	%	Male	%	Female	%	
25	1.4	80	4.6	30	1.7	55	3.2	25	1.4	Designers (271020)
14	1.1	63	5.0	14	1.1	58	4.6	4	0.3	Entertainers & Perf., Sports & Rel. Wrkrs. (272000)
10	13.3	15	20.0	10	13.3	0	0.0	0	0.0	Actors (272011)
0	0.0	10	4.1	0	0.0	14	5.7	0	0.0	Producers & Directors (272012)
0	0.0	30	5.7	0	0.0	25	4.7	4	0.8	Athletes, Coaches, Umps, & Rel. Wrkrs (272020)
0	0.0	0	0.0	4	20.0	0	0.0	0	0.0	Dancers & Choreographers (272030)
0	0.0	4	1.2	0	0.0	19	5.6	0	0.0	Musicians, Singers, & Rel. Workers (272040)
4	8.0	4	8.0	0	0.0	0	0.0	0	0.0	Ent. & Perf., Sports & Rel. Wrkrs, All Other (272099)
34	1.9	52	2.9	37	2.1	34	1.9	22	1.2	Media & Communication Workers (273000)
0	0.0	4	4.4	4	4.4	10	11.1	0	0.0	Announcers (273010)
0	0.0	0	0.0	4	2.0	0	0.0	0	0.0	News Analysts, Reporters & Corresp. (273020)
4	1.7	4	1.7	0	0.0	4	1.7	4	1.7	Public Relations Specialists (273031)
10	1.7	30	5.0	10	1.7	10	1.7	0	0.0	Editors (273041)
0	0.0	10	7.7	0	0.0	0	0.0	4	3.1	Technical Writers (273042)
20	4.6	4	0.9	0	0.0	0	0.0	4	0.9	Writers & Authors (273043)
0	0.0	0	0.0	19	20.0	10	10.5	10	10.5	Misc. Media & Comm. Workers (273090)
25	5.7	25	5.7	4	0.9	0	0.0	0	0.0	Media & Comm. Equipment Workers (274000)
15	6.7	15	6.7	4	1.8	0	0.0	0	0.0	Photographers (274021)
0	0.0	0	0.0	0	0.0	0	0.0	0	0.0	TV, Video, & Motion Pict. Camera Oper. (274030)
10	6.9	10	6.9	0	0.0	0	0.0	0	0.0	BC & Sound Engring. Techs, Etc. (2740XX)
<b>1,077</b>	<b>6.8</b>	<b>103</b>	<b>0.7</b>	<b>256</b>	<b>1.6</b>	<b>429</b>	<b>2.7</b>	<b>604</b>	<b>3.8</b>	<b>Healthcare Practitioners &amp; Tech. Occs. (290001)</b>
518	4.6	93	0.8	177	1.6	375	3.3	446	4.0	Health Diag. & Treating Practitioners (291000)
0	0.0	0	0.0	4	8.0	0	0.0	0	0.0	Chiropractors (291011)
0	0.0	0	0.0	0	0.0	10	3.4	0	0.0	Dentists (291020)
20	7.4	0	0.0	15	5.6	0	0.0	15	5.6	Dietitians & Nutritionists (291031)
0	0.0	0	0.0	0	0.0	0	0.0	0	0.0	Optometrists (291041)
0	0.0	0	0.0	0	0.0	0	0.0	0	0.0	Pharmacists (291051)
15	0.5	55	1.8	25	0.8	315	10.2	163	5.3	Physicians & Surgeons (291060)
0	0.0	10	4.7	10	4.7	0	0.0	4	1.9	Physician Assistants (291071)
0	0.0	0	0.0	0	0.0	0	0.0	0	0.0	Podiatrists (291081)
445	8.0	4	0.1	105	1.9	34	0.6	245	4.4	Registered Nurses (291111)
0	0.0	0	0.0	0	0.0	0	0.0	0	0.0	Audiologists (291121)
0	0.0	0	0.0	0	0.0	0	0.0	0	0.0	Occupational Therapists (291122)
15	4.1	0	0.0	4	1.1	8	2.2	15	4.1	Physical Therapists (291123)
0	0.0	0	0.0	0	0.0	0	0.0	0	0.0	Radiation Therapists (291124)
0	0.0	0	0.0	0	0.0	0	0.0	0	0.0	Recreational Therapists (291125)
4	3.2	20	16.0	0	0.0	4	3.2	4	3.2	Respiratory Therapists (291126)
15	7.7	0	0.0	14	7.2	0	0.0	0	0.0	Speech-Language Pathologists (291127)
0	0.0	0	0.0	0	0.0	0	0.0	0	0.0	Therapists, All Other (291129)
4	4.0	0	0.0	0	0.0	4	4.0	0	0.0	Veterinarians (291131)
0	0.0	4	100.0	0	0.0	0	0.0	0	0.0	Health Diag. & Treating Pract., All Other (291199)
549	12.6	10	0.2	79	1.8	54	1.2	158	3.6	Health Technologists & Technicians (292000)
120	10.3	0	0.0	19	1.6	35	3.0	100	8.5	Clinical Lab Technologists & Techs. (292010)
20	6.8	0	0.0	4	1.4	0	0.0	0	0.0	Dental Hygienists (292021)
55	10.0	0	0.0	14	2.5	15	2.7	0	0.0	Diagnostic-Rel. Technologists & Techs. (292030)
0	0.0	0	0.0	0	0.0	0	0.0	10	5.1	Emergency Med. Techs & Paramedics (292041)
70	10.9	0	0.0	0	0.0	0	0.0	14	2.2	Health Diag & Treat. Pract. Supp. Techs. (292050)
235	22.5	0	0.0	8	0.8	4	0.4	30	2.9	Lic. Practical & Lic. Vocational Nurses (292061)
30	18.2	0	0.0	30	18.2	0	0.0	0	0.0	Medical Records & Health Info. Techs. (292071)
4	4.2	0	0.0	0	0.0	0	0.0	0	0.0	Opticians, Dispensing (292081)
15	8.1	10	5.4	4	2.2	0	0.0	4	2.2	Misc. Health Technologists & Techs. (292090)
10	6.1	0	0.0	0	0.0	0	0.0	0	0.0	Other Healthcare Pract. & Tech. Occs. (299000)

**CONNECTICUT OCCUPATIONAL STATISTICS**  
**for Equal Employment Opportunity and Affirmative Action Planning**  
**2000 Census of Population and Housing - Special EEO Tabulation**

**New Haven/Meriden PMSA**

Occupation	Total All Races *	Total Civilian Labor Force				White Non-Hispanic				Black Non-Hispanic	
		Male	%	Female	%	Male	%	Female	%	Male	%
<b>SERVICE OCCUPATIONS (310000)</b>	<b>39,395</b>	<b>17,413</b>	<b>44.2</b>	<b>21,960</b>	<b>55.7</b>	<b>11,363</b>	<b>28.8</b>	<b>14,432</b>	<b>36.6</b>	<b>3,083</b>	<b>7.8</b>
<i>Healthcare Support Occupations (310001)</i>	<b>7,635</b>	<b>825</b>	<b>10.8</b>	<b>6,812</b>	<b>89.2</b>	<b>433</b>	<b>5.7</b>	<b>3,585</b>	<b>47.0</b>	<b>255</b>	<b>3.3</b>
Nursing, Psych., & Home Health Aides (311000)	5,310	535	10.1	4,780	90.0	270	5.1	2,020	38.0	140	2.6
Nursing, Psych., & Home Health Aides (311010)	5,310	535	10.1	4,780	90.0	270	5.1	2,020	38.0	140	2.6
Occ. & Phys. Therapist Assists & Aides (312000)	145	59	40.7	83	57.2	59	40.7	65	44.8	0	0.0
Occ. Therapist Assistants & Aides (312010)	25	4	16.0	20	80.0	4	16.0	20	80.0	0	0.0
Physical Therapist Assistants & Aides (312020)	120	55	45.8	63	52.5	55	45.8	45	37.5	0	0.0
Other Healthcare Support Occupations (319000)	2,180	231	10.6	1,949	89.4	104	4.8	1,500	68.8	115	5.3
Massage Therapists (319011)	165	29	17.6	135	81.8	25	15.2	135	81.8	0	0.0
Dental Assistants (319091)	450	4	0.9	445	98.9	4	0.9	395	87.8	0	0.0
Med. Assist. & Other Health Supp. Occs (31909X)	1,565	198	12.7	1,369	87.5	75	4.8	970	62.0	115	7.3
<b>Protective Service Occupations (330001)</b>	<b>5,645</b>	<b>4,677</b>	<b>82.9</b>	<b>938</b>	<b>16.6</b>	<b>3,325</b>	<b>58.9</b>	<b>598</b>	<b>10.6</b>	<b>866</b>	<b>15.3</b>
First-Line Super./Mgr., Protective Serv. Wrkr (331000)	525	432	82.3	79	15.0	355	67.6	50	9.5	38	7.2
First-Line Super./Mgrs. of Correct. Offrs (331011)	60	34	56.7	25	41.7	15	25.0	0	0.0	15	25.0
First-Line Super./Mgrs. of Police & Det. (331012)	200	194	97.0	4	2.0	175	87.5	0	0.0	4	2.0
First-Line Super./Mgrs. of Fire Fighters (331021)	115	109	94.8	0	0.0	105	91.3	0	0.0	4	3.5
Super., Protect. Serv. Wrkrs, All Other (331099)	150	95	63.3	50	33.3	60	40.0	50	33.3	15	10.0
Fire Fighting & Prevention Workers (332000)	960	954	99.4	4	0.4	820	85.4	4	0.4	84	8.8
Fire Fighters (332011)	895	889	99.3	4	0.4	785	87.7	4	0.4	64	7.2
Fire Inspectors (332020)	65	65	100.0	0	0.0	35	53.8	0	0.0	20	30.8
Law Enforcement Workers (333000)	1,905	1,598	83.9	302	15.9	1,125	59.1	170	8.9	360	18.9
Bailliffs, Correctional Officers, & Jailers (333010)	505	404	80.0	94	18.6	210	41.6	40	7.9	180	35.6
Detectives & Criminal Investigators (333021)	290	204	70.3	89	30.7	155	53.4	50	17.2	20	6.9
Police Officers (333050)	1,110	990	89.2	119	10.7	760	68.5	80	7.2	160	14.4
Misc. Law Enforcement Workers (3330XX)	0	0	0.0	0	0.0	0	0.0	0	0.0	0	0.0
Other Protective Service Workers (339000)	2,255	1,693	75.1	553	24.5	1,025	45.5	374	16.6	384	17.0
Animal Control Workers (339011)	50	40	80.0	4	8.0	20	40.0	4	8.0	10	20.0
Private Detectives & Investigators (339021)	85	70	82.4	15	17.6	70	82.4	15	17.6	0	0.0
Sec. Guards & Gaming Surv. Officers (339030)	1,605	1,284	80.0	320	19.9	730	45.5	185	11.5	335	20.9
Crossing Guards (339091)	95	34	35.8	59	62.1	30	31.6	40	42.1	4	4.2
Lifeguards & Other Prot. Serv. Wrkrs (33909X)	420	265	63.1	155	36.9	175	41.7	130	31.0	35	8.3
<b>Food Prep. &amp; Serving-Rel. Occupations (350001)</b>	<b>11,710</b>	<b>5,482</b>	<b>46.8</b>	<b>6,229</b>	<b>53.2</b>	<b>3,360</b>	<b>28.7</b>	<b>4,890</b>	<b>41.8</b>	<b>863</b>	<b>7.4</b>
Supervisors, Food Prep. & Serv. Wrkrs (351000)	1,605	1,143	71.2	467	29.1	740	46.1	305	19.0	199	12.4
Chefs & Head Cooks (351011)	865	748	86.5	120	13.9	565	65.3	95	11.0	94	10.9
First-Line Super./Mgrs. of Food Workers (351012)	740	395	53.4	347	46.9	175	23.6	210	28.4	105	14.2
Cooks & Food Preparation Workers (352000)	3,315	2,088	63.0	1,230	37.1	1,105	33.3	835	25.2	385	11.6
Cooks (352010)	2,130	1,494	70.1	640	30.0	795	37.3	465	21.8	280	13.1
Food Preparation Workers (352021)	1,185	594	50.1	590	49.8	310	26.2	370	31.2	105	8.9
Food & Beverage Serving Workers (353000)	5,330	1,387	26.0	3,935	73.8	1,040	19.5	3,315	62.2	179	3.4
Bartenders (353011)	580	318	54.8	254	43.8	300	51.7	235	40.5	4	0.7
Comb Food Prep/Serv., Incl. Fast Food (353021)	695	278	40.0	419	60.3	165	23.7	340	48.9	40	5.8
Counter Attend., Café., Food Conc., Etc. (353022)	515	62	12.0	454	88.2	50	9.7	390	75.7	0	0.0
Waiters & Waitresses (353031)	3,145	625	19.9	2,518	80.1	475	15.1	2,220	70.6	85	2.7
Food Servers, Non-restaurant (353041)	395	104	26.3	290	73.4	50	12.7	130	32.9	50	12.7
Other Food Prep. & Serv. Rel. Workers (359000)	1,460	864	59.2	597	40.9	475	32.5	435	29.8	100	6.8
Dishwashers (359021)	580	495	85.3	84	14.5	185	31.9	40	6.9	65	11.2
Hosts/Hostesses, Rest., Lounge, Etc. (359031)	215	50	23.3	169	78.6	50	23.3	140	65.1	0	0.0
Misc. Food Prep & Serving Rel. Workers (3590XX)	665	319	48.0	344	51.7	240	36.1	255	38.3	35	5.3
<b>Bldng &amp; Grounds Cleaning &amp; Maint. Occs. (370001)</b>	<b>7,440</b>	<b>4,962</b>	<b>66.7</b>	<b>2,481</b>	<b>33.3</b>	<b>3,185</b>	<b>42.8</b>	<b>1,379</b>	<b>18.5</b>	<b>860</b>	<b>11.6</b>
Super., Bldng & Grnds Clean & Maint. Wrkrs (371000)	400	319	79.8	78	19.5	275	68.8	44	11.0	25	6.3
First-Line Supr./Mgrs. of Housekeeping Etc. (371011)	245	169	69.0	74	30.2	140	57.1	40	16.3	25	10.2
First-Line Supr./Mgrs. of Landscaping, Etc. (371012)	155	150	96.8	4	2.6	135	87.1	4	2.6	0	0.0



**CONNECTICUT OCCUPATIONAL STATISTICS**  
**for Equal Employment Opportunity and Affirmative Action Planning**  
**2000 Census of Population and Housing - Special EEO Tabulation**

**New Haven/Meriden PMSA**

Black Non-Hispanic		Hispanic in Any Race				All Other Non-Hispanic				Occupation
Female	%	Male	%	Female	%	Male	%	Female	%	
4,543	11.5	2,316	5.9	2,052	5.2	651	1.7	933	2.4	<b>SERVICE OCCUPATIONS (310000)</b>
<b>2,249</b>	<b>29.5</b>	<b>83</b>	<b>1.1</b>	<b>595</b>	<b>7.8</b>	<b>54</b>	<b>0.7</b>	<b>383</b>	<b>5.0</b>	<b>Healthcare Support Occupations (310001)</b>
1,960	36.9	75	1.4	510	9.6	50	0.9	290	5.5	Nursing, Psych., & Home Health Aides (311000)
1,960	36.9	75	1.4	510	9.6	50	0.9	290	5.5	Nursing, Psych., & Home Health Aides (311010)
4	2.8	0	0.0	0	0.0	0	0.0	14	9.7	Occ. & Phys. Therapist Assists & Aides (312000)
0	0.0	0	0.0	0	0.0	0	0.0	0	0.0	Occ. Therapist Assistants & Aides (312010)
4	3.3	0	0.0	0	0.0	0	0.0	14	11.7	Physical Therapist Assistants & Aides (312020)
285	13.1	8	0.4	85	3.9	4	0.2	79	3.6	Other Healthcare Support Occupations (319000)
0	0.0	4	2.4	0	0.0	0	0.0	0	0.0	Massage Therapists (319011)
40	8.9	0	0.0	10	2.2	0	0.0	0	0.0	Dental Assistants (319091)
245	15.7	4	0.3	75	4.8	4	0.3	79	5.0	Med. Assist. & Other Health Supp. Occs (31909X)
<b>265</b>	<b>4.7</b>	<b>388</b>	<b>6.9</b>	<b>42</b>	<b>0.7</b>	<b>98</b>	<b>1.7</b>	<b>33</b>	<b>0.6</b>	<b>Protective Service Occupations (330001)</b>
25	4.8	29	5.5	4	0.8	10	1.9	0	0.0	First-Line Super./Mgr., Protective Serv. Wrkr (331000)
25	41.7	4	6.7	0	0.0	0	0.0	0	0.0	First-Line Super./Mgrs. of Correct. Offrs (331011)
0	0.0	15	7.5	4	2.0	0	0.0	0	0.0	First-Line Super./Mgrs. of Police & Det. (331012)
0	0.0	0	0.0	0	0.0	0	0.0	0	0.0	First-Line Super./Mgrs. of Fire Fighters (331021)
0	0.0	10	6.7	0	0.0	10	6.7	0	0.0	Super., Protect. Serv. Wrkrs, All Other (331099)
0	0.0	50	5.2	0	0.0	0	0.0	0	0.0	Fire Fighting & Prevention Workers (332000)
0	0.0	40	4.5	0	0.0	0	0.0	0	0.0	Fire Fighters (332011)
0	0.0	10	15.4	0	0.0	0	0.0	0	0.0	Fire Inspectors (332020)
100	5.2	109	5.7	28	1.5	4	0.2	4	0.2	Law Enforcement Workers (333000)
50	9.9	14	2.8	0	0.0	0	0.0	4	0.8	Bailiffs, Correctional Officers, & Jailers (333010)
25	8.6	25	8.6	14	4.8	4	1.4	0	0.0	Detectives & Criminal Investigators (333021)
25	2.3	70	6.3	14	1.3	0	0.0	0	0.0	Police Officers (333050)
0	0.0	0	0.0	0	0.0	0	0.0	0	0.0	Misc. Law Enforcement Workers (3330XX)
140	6.2	200	8.9	10	0.4	84	3.7	29	1.3	Other Protective Service Workers (339000)
0	0.0	0	0.0	0	0.0	10	20.0	0	0.0	Animal Control Workers (339011)
0	0.0	0	0.0	0	0.0	0	0.0	0	0.0	Private Detectives & Investigators (339021)
110	6.9	155	9.7	10	0.6	64	4.0	15	0.9	Sec. Guards & Gaming Surv. Officers (339030)
15	15.8	0	0.0	0	0.0	0	0.0	4	4.2	Crossing Guards (339091)
15	3.6	45	10.7	0	0.0	10	2.4	10	2.4	Lifeguards & Other Prot. Serv. Wrkrs (33909X)
<b>638</b>	<b>5.4</b>	<b>987</b>	<b>8.4</b>	<b>503</b>	<b>4.3</b>	<b>272</b>	<b>2.3</b>	<b>198</b>	<b>1.7</b>	<b>Food Prep. &amp; Serving-Rel. Occupations (350001)</b>
100	6.2	130	8.1	29	1.8	74	4.6	33	2.1	Supervisors, Food Prep. & Serv. Wrkrs (351000)
0	0.0	55	6.4	0	0.0	34	3.9	25	2.9	Chefs & Head Cooks (351011)
100	13.5	75	10.1	29	3.9	40	5.4	8	1.1	First-Line Super./Mgrs. of Food Workers (351012)
225	6.8	485	14.6	135	4.1	113	3.4	35	1.1	Cooks & Food Preparation Workers (352000)
90	4.2	340	16.0	75	3.5	79	3.7	10	0.5	Cooks (352010)
135	11.4	145	12.2	60	5.1	34	2.9	25	2.1	Food Preparation Workers (352021)
239	4.5	113	2.1	265	5.0	55	1.0	116	2.2	Food & Beverage Serving Workers (353000)
4	0.7	10	1.7	0	0.0	4	0.7	15	2.6	Bartenders (353011)
50	7.2	45	6.5	25	3.6	28	4.0	4	0.6	Comb Food Prep/Serv., Incl. Fast Food (353021)
20	3.9	4	0.8	40	7.8	8	1.6	4	0.8	Counter Attend., Café., Food Conc., Etc. (353022)
60	1.9	50	1.6	170	5.4	15	0.5	68	2.2	Waiters & Waitresses (353031)
105	26.6	4	1.0	30	7.6	0	0.0	25	6.3	Food Servers, Non-restaurant (353041)
74	5.1	259	17.7	74	5.1	30	2.1	14	1.0	Other Food Prep. & Serv. Rel. Workers (359000)
25	4.3	225	38.8	19	3.3	20	3.4	0	0.0	Dishwashers (359021)
4	1.9	0	0.0	25	11.6	0	0.0	0	0.0	Hosts/Hostesses, Rest., Lounge, Etc. (359031)
45	6.8	34	5.1	30	4.5	10	1.5	14	2.1	Misc. Food Prep & Serving Rel. Workers (3590XX)
<b>539</b>	<b>7.2</b>	<b>794</b>	<b>10.7</b>	<b>474</b>	<b>6.4</b>	<b>123</b>	<b>1.7</b>	<b>89</b>	<b>1.2</b>	<b>Bldg &amp; Grounds Cleaning &amp; Maint. Occs. (370001)</b>
20	5.0	19	4.8	4	1.0	0	0.0	10	2.5	Super., Bldg & Grnds Clean & Maint. Wrkrs (371000)
20	8.2	4	1.6	4	1.6	0	0.0	10	4.1	First-Line Supr./Mgrs. of Housekeeping Etc. (371011)
0	0.0	15	9.7	0	0.0	0	0.0	0	0.0	First-Line Supr./Mgrs. of Landscaping, Etc. (371012)



**CONNECTICUT OCCUPATIONAL STATISTICS**  
**for Equal Employment Opportunity and Affirmative Action Planning**  
**2000 Census of Population and Housing - Special EEO Tabulation**

**New Haven/Meriden PMSA**

Occupation	Total All Races *	Total Civilian Labor Force				White Non-Hispanic				Black Non-Hispanic	
		Male	%	Female	%	Male	%	Female	%	Male	%
Building Cleaning & Pest Control Workers (372000)	5,410	3,154	58.3	2,264	41.8	1,825	33.7	1,230	22.7	670	12.4
Maids & Housekeeping Cleaners (372012)	1,825	295	16.2	1,530	83.8	125	6.8	860	47.1	70	3.8
Janitors & Building Cleaners (37201X)	3,500	2,774	79.3	734	21.0	1,640	46.9	370	10.6	575	16.4
Pest Control Workers (372021)	85	85	100.0	0	0.0	60	70.6	0	0.0	25	29.4
Grounds Maintenance Workers (373000)	1,630	1,489	91.3	139	8.5	1,085	66.6	105	6.4	165	10.1
Grounds Maintenance Workers (373010)	1,630	1,489	91.3	139	8.5	1,085	66.6	105	6.4	165	10.1
<b>Personal Care &amp; Service Occupations (390001)</b>	<b>6,965</b>	<b>1,467</b>	<b>21.1</b>	<b>5,500</b>	<b>79.0</b>	<b>1,060</b>	<b>15.2</b>	<b>3,980</b>	<b>57.1</b>	<b>239</b>	<b>3.4</b>
Super., Personal Care & Service Workers (391000)	315	102	32.4	203	64.4	90	28.6	160	50.8	4	1.3
First-Line Super./Mgrs. of Gaming Workers (391010)	60	33	55.0	24	40.0	25	41.7	20	33.3	4	6.7
First-Line Super./Mgrs. of Pers. Serv. Wrks (391021)	255	69	27.1	179	70.2	65	25.5	140	54.9	0	0.0
Animal Care & Service Workers (392000)	235	95	40.4	150	63.8	85	36.2	150	63.8	0	0.0
Animal Trainers (392011)	30	10	33.3	25	83.3	10	33.3	25	83.3	0	0.0
Non-farm Animal Caretakers (392021)	205	85	41.5	125	61.0	75	36.6	125	61.0	0	0.0
Entert. Attendants & Related Workers (393000)	525	230	43.8	291	55.4	170	32.4	190	36.2	30	5.7
Gaming Services Workers (393010)	95	50	52.6	50	52.6	20	21.1	20	21.1	10	10.5
Motion Picture Projectionists (393021)	10	10	100.0	0	0.0	10	100.0	0	0.0	0	0.0
Ushers, Lobby Attend., & Ticket Takers (393031)	80	45	56.3	35	43.8	35	43.8	10	12.5	0	0.0
Misc. Entertainment Attend. & Rel Wrks (393090)	340	125	36.8	206	60.6	105	30.9	160	47.1	20	5.9
Funeral Service Workers (394000)	30	30	100.0	0	0.0	30	100.0	0	0.0	0	0.0
Personal Appearance Workers (395000)	1,740	348	20.0	1,392	80.0	240	13.8	1,165	67.0	65	3.7
Barbers (395011)	190	135	71.1	55	28.9	90	47.4	55	28.9	45	23.7
Hairdressers, Stylists, & Cosmetologists (395012)	1,385	184	13.3	1,203	86.9	150	10.8	1,010	72.9	20	1.4
Misc. Personal Appearance Workers (395090)	165	29	17.6	134	81.2	0	0.0	100	60.6	0	0.0
Transp., Tourism, & Lodging Attendants (396000)	215	100	46.5	120	55.8	75	34.9	90	41.9	15	7.0
Baggage Porters, Bellhops, & Concierges (396010)	40	40	100.0	0	0.0	30	75.0	0	0.0	0	0.0
Tour & Travel Guides (396020)	90	40	44.4	50	55.6	25	27.8	50	55.6	15	16.7
Transportation Attendants (396030)	85	20	23.5	70	82.4	20	23.5	40	47.1	0	0.0
Other Personal Care & Service Workers (399000)	3,905	562	14.4	3,344	85.6	370	9.5	2,225	57.0	125	3.2
Child Care Workers (399011)	2,610	205	7.9	2,403	92.1	105	4.0	1,625	62.3	70	2.7
Personal & Home Care Aides (399021)	490	49	10.0	438	89.4	30	6.1	190	38.8	15	3.1
Recreation & Fitness Workers (399030)	530	229	43.2	300	56.6	175	33.0	290	54.7	25	4.7
Residential Advisors (399041)	190	35	18.4	159	83.7	20	10.5	90	47.4	15	7.9
Pers. Care & Serv. Workers, All Other (399099)	85	44	51.8	44	51.8	40	47.1	30	35.3	0	0.0
<b>SALES &amp; RELATED OCCUPATIONS (410000)</b>	<b>30,535</b>	<b>15,255</b>	<b>50.0</b>	<b>15,286</b>	<b>50.1</b>	<b>12,985</b>	<b>42.5</b>	<b>11,450</b>	<b>37.5</b>	<b>803</b>	<b>2.6</b>
Supervisors, Sales Workers (411000)	7,570	4,475	59.1	3,109	41.1	3,835	50.7	2,520	33.3	170	2.2
First-Line Super./Mgrs. of Ret. Sales Wrks (411011)	5,770	3,420	59.3	2,359	40.9	2,910	50.4	1,865	32.3	130	2.3
First-Line Sup./Mgrs., Non-Ret Sales Wrks (411012)	1,800	1,055	58.6	750	41.7	925	51.4	655	36.4	40	2.2
Retail Sales Workers (412000)	13,185	4,997	37.9	8,180	62.0	3,810	28.9	5,440	41.3	479	3.6
Cashiers (412010)	6,115	1,704	27.9	4,409	72.1	1,150	18.8	2,540	41.5	225	3.7
Counter & Rental Clerks (412021)	380	170	44.7	201	52.9	95	25.0	175	46.1	20	5.3
Parts Salespersons (412022)	175	159	90.9	15	8.6	155	88.6	15	8.6	0	0.0
Retail Salespersons (412031)	6,515	2,964	45.5	3,555	54.6	2,410	37.0	2,710	41.6	234	3.6
Sales Representatives, Services (413000)	3,790	2,126	56.1	1,651	43.6	1,995	52.6	1,435	37.9	55	1.5
Advertising Sales Agents (413011)	335	170	50.7	169	50.4	170	50.7	155	46.3	0	0.0
Insurance Sales Agents (413021)	1,390	799	57.5	585	42.1	745	53.6	495	35.6	15	1.1
Securities, Comm., & Fin. Serv. Sales Agts (413031)	595	383	64.4	200	33.6	345	58.0	190	31.9	15	2.5
Travel Agents (413041)	385	75	19.5	308	80.0	75	19.5	275	71.4	0	0.0
Sales Reps, Services, All Other (413099)	1,085	699	64.4	389	35.9	660	60.8	320	29.5	25	2.3
Sales Reps, Wholesale & Manufacturing (414000)	3,130	2,334	74.6	799	25.5	2,235	71.4	690	22.0	45	1.4
Sales Reps, Wholesale & Manufacturing (414010)	3,130	2,334	74.6	799	25.5	2,235	71.4	690	22.0	45	1.4
Other Sales & Related Workers (419000)	2,860	1,323	46.3	1,547	54.1	1,110	38.8	1,365	47.7	54	1.9
Models, Demonstrators, & Prod Promoters (419010)	110	20	18.2	94	85.5	20	18.2	70	63.6	0	0.0

**CONNECTICUT OCCUPATIONAL STATISTICS**  
**for Equal Employment Opportunity and Affirmative Action Planning**  
**2000 Census of Population and Housing - Special EEO Tabulation**

**New Haven/Meriden PMSA**

Black Non-Hispanic		Hispanic in Any Race				All Other Non-Hispanic				Occupation
Female	%	Male	%	Female	%	Male	%	Female	%	
515	9.5	580	10.7	450	8.3	79	1.5	69	1.3	Building Cleaning & Pest Control Workers (372000)
355	19.5	100	5.5	260	14.2	0	0.0	55	3.0	Maids & Housekeeping Cleaners (372012)
160	4.6	480	13.7	190	5.4	79	2.3	14	0.4	Janitors & Building Cleaners (37201X)
0	0.0	0	0.0	0	0.0	0	0.0	0	0.0	Pest Control Workers (372021)
4	0.2	195	12.0	20	1.2	44	2.7	10	0.6	Grounds Maintenance Workers (373000)
4	0.2	195	12.0	20	1.2	44	2.7	10	0.6	Grounds Maintenance Workers (373010)
<b>852</b>	<b>12.2</b>	<b>64</b>	<b>0.9</b>	<b>438</b>	<b>6.3</b>	<b>104</b>	<b>1.5</b>	<b>230</b>	<b>3.3</b>	<b>Personal Care &amp; Service Occupations (390001)</b>
24	7.6	4	1.3	4	1.3	4	1.3	15	4.8	Super., Personal Care & Service Workers (391000)
4	6.7	4	6.7	0	0.0	0	0.0	0	0.0	First-Line Super./Mgrs. of Gaming Workers (391010)
20	7.8	0	0.0	4	1.6	4	1.6	15	5.9	First-Line Super./Mgrs. of Pers. Serv. Wrkrs (391021)
0	0.0	0	0.0	0	0.0	10	4.3	0	0.0	Animal Care & Service Workers (392000)
0	0.0	0	0.0	0	0.0	0	0.0	0	0.0	Animal Trainers (392011)
0	0.0	0	0.0	0	0.0	10	4.9	0	0.0	Non-farm Animal Caretakers (392021)
55	10.5	10	1.9	8	1.5	20	3.8	38	7.2	Entert. Attendants & Related Workers (393000)
0	0.0	0	0.0	0	0.0	20	21.1	30	31.6	Gaming Services Workers (393010)
0	0.0	0	0.0	0	0.0	0	0.0	0	0.0	Motion Picture Projectionists (393021)
25	31.3	10	12.5	0	0.0	0	0.0	0	0.0	Ushers, Lobby Attend., & Ticket Takers (393031)
30	8.8	0	0.0	8	2.4	0	0.0	8	2.4	Misc. Entertainment Attend. & Rel Wrkrs (393090)
0	0.0	0	0.0	0	0.0	0	0.0	0	0.0	Funeral Service Workers (394000)
94	5.4	8	0.5	94	5.4	35	2.0	39	2.2	Personal Appearance Workers (395000)
0	0.0	0	0.0	0	0.0	0	0.0	0	0.0	Barbers (395011)
94	6.8	4	0.3	75	5.4	10	0.7	24	1.7	Hairdressers, Stylists, & Cosmetologists (395012)
0	0.0	4	2.4	19	11.5	25	15.2	15	9.1	Misc. Personal Appearance Workers (395090)
0	0.0	10	4.7	30	14.0	0	0.0	0	0.0	Transp., Tourism, & Lodging Attendants (396000)
0	0.0	10	25.0	0	0.0	0	0.0	0	0.0	Baggage Porters, Bellhops, & Concierges (396010)
0	0.0	0	0.0	0	0.0	0	0.0	0	0.0	Tour & Travel Guides (396020)
0	0.0	0	0.0	30	35.3	0	0.0	0	0.0	Transportation Attendants (396030)
679	17.4	32	0.8	302	7.7	35	0.9	138	3.5	Other Personal Care & Service Workers (399000)
429	16.4	10	0.4	275	10.5	20	0.8	74	2.8	Child Care Workers (399011)
195	39.8	4	0.8	19	3.9	0	0.0	34	6.9	Personal & Home Care Aides (399021)
0	0.0	14	2.6	0	0.0	15	2.8	10	1.9	Recreation & Fitness Workers (399030)
55	28.9	0	0.0	4	2.1	0	0.0	10	5.3	Residential Advisors (399041)
0	0.0	4	4.7	4	4.7	0	0.0	10	11.8	Pers. Care & Serv. Workers, All Other (399099)
<b>2,083</b>	<b>6.8</b>	<b>738</b>	<b>2.4</b>	<b>1,129</b>	<b>3.7</b>	<b>729</b>	<b>2.4</b>	<b>624</b>	<b>2.0</b>	<b>SALES &amp; RELATED OCCUPATIONS (410000)</b>
309	4.1	190	2.5	165	2.2	280	3.7	115	1.5	Supervisors, Sales Workers (411000)
254	4.4	140	2.4	135	2.3	240	4.2	105	1.8	First-Line Super./Mgrs. of Ret. Sales Wrkrs (411011)
55	3.1	50	2.8	30	1.7	40	2.2	10	0.6	First-Line Sup./Mgrs., Non-Ret Sales Wrkrs (411012)
1,515	11.5	399	3.0	783	5.9	309	2.3	442	3.4	Retail Sales Workers (412000)
990	16.2	155	2.5	565	9.2	174	2.8	314	5.1	Cashiers (412010)
10	2.6	25	6.6	8	2.1	30	7.9	8	2.1	Counter & Rental Clerks (412021)
0	0.0	4	2.3	0	0.0	0	0.0	0	0.0	Parts Salespersons (412022)
515	7.9	215	3.3	210	3.2	105	1.6	120	1.8	Retail Salespersons (412031)
110	2.9	29	0.8	73	1.9	47	1.2	33	0.9	Sales Representatives, Services (413000)
10	3.0	0	0.0	0	0.0	0	0.0	4	1.2	Advertising Sales Agents (413011)
50	3.6	25	1.8	40	2.9	14	1.0	0	0.0	Insurance Sales Agents (413021)
10	1.7	4	0.7	0	0.0	19	3.2	0	0.0	Securities, Comm., & Fin. Serv. Sales Agts (413031)
15	3.9	0	0.0	8	2.1	0	0.0	10	2.6	Travel Agents (413041)
25	2.3	0	0.0	25	2.3	14	1.3	19	1.8	Sales Reps, Services, All Other (413099)
30	1.0	30	1.0	60	1.9	24	0.8	19	0.6	Sales Reps, Wholesale & Manufacturing (414000)
30	1.0	30	1.0	60	1.9	24	0.8	19	0.6	Sales Reps, Wholesale & Manufacturing (414010)
119	4.2	90	3.1	48	1.7	69	2.4	15	0.5	Other Sales & Related Workers (419000)
10	9.1	0	0.0	14	12.7	0	0.0	0	0.0	Models, Demonstrators, & Prod Promoters (419010)

**CONNECTICUT OCCUPATIONAL STATISTICS**  
**for Equal Employment Opportunity and Affirmative Action Planning**  
**2000 Census of Population and Housing - Special EEO Tabulation**

**New Haven/Meriden PMSA**

Occupation	Total All Races *	Total Civilian Labor Force				White Non-Hispanic				Black Non-Hispanic	
		Male	%	Female	%	Male	%	Female	%	Male	%
Real Estate Brokers & Sales Agents (419020)	1,175	448	38.1	730	62.1	420	35.7	695	59.1	4	0.3
Sales Engineers (419031)	115	115	100.0	0	0.0	115	100.0	0	0.0	0	0.0
Telemarketers (419041)	700	320	45.7	380	54.3	185	26.4	305	43.6	30	4.3
Door-To-Door Sales Workers & Rel Wrkrs (419091)	210	150	71.4	58	27.6	115	54.8	50	23.8	20	9.5
Sales & Related Workers, All Other (419099)	550	270	49.1	285	51.8	255	46.4	245	44.5	0	0.0
<b>OFFICE &amp; ADMIN. SUPPORT OCCUPATIONS (430000)</b>	<b>44,915</b>	<b>11,522</b>	<b>25.7</b>	<b>33,315</b>	<b>74.2</b>	<b>8,597</b>	<b>19.1</b>	<b>26,548</b>	<b>59.1</b>	<b>1,671</b>	<b>3.7</b>
Super., Office & Admin. Support Workers (431000)	3,295	889	27.0	2,405	73.0	715	21.7	2,070	62.8	85	2.6
First-Line Sup./Mgrs., Admin. Support Wrkrs (431011)	3,295	889	27.0	2,405	73.0	715	21.7	2,070	62.8	85	2.6
Communications Equipment Operators (432000)	400	111	27.8	273	68.3	63	15.8	204	51.0	44	11.0
Switchboard Operators, Incl. Ans. Service (432011)	170	33	19.4	130	76.5	4	2.4	90	52.9	25	14.7
Telephone Operators (432021)	210	70	33.3	139	66.2	55	26.2	110	52.4	15	7.1
Comm. Equipment Operators, All Other (432099)	20	8	40.0	4	20.0	4	20.0	4	20.0	4	20.0
Financial Clerks (433000)	6,090	566	9.3	5,505	90.4	485	8.0	4,760	78.2	63	1.0
Bill & Account Collectors (433011)	310	80	25.8	225	72.6	60	19.4	195	62.9	20	6.5
Billing & Posting Clerks & Machine Oper. (433021)	930	74	8.0	853	91.7	70	7.5	730	78.5	4	0.4
Bookkeeping, Accting, & Auditing Clerks (433031)	3,550	333	9.4	3,213	90.5	295	8.3	2,855	80.4	20	0.6
Gaming Cage Workers (433041)	0	0	0.0	0	0.0	0	0.0	0	0.0	0	0.0
Payroll & Timekeeping Clerks (433051)	590	34	5.8	555	94.1	30	5.1	465	78.8	4	0.7
Procurement Clerks (433061)	70	10	14.3	60	85.7	10	14.3	60	85.7	0	0.0
Tellers (433071)	640	35	5.5	599	93.6	20	3.1	455	71.1	15	2.3
Information & Record Clerks (434000)	9,630	2,110	21.9	7,502	77.9	1,684	17.5	5,520	57.3	305	3.2
Brokerage Clerks (434011)	45	15	33.3	30	66.7	15	33.3	10	22.2	0	0.0
Court, Municipal, & License Clerks (434031)	130	20	15.4	104	80.0	10	7.7	100	76.9	10	7.7
Credit Authorizers, Checkers, & Clerks (434041)	110	30	27.3	80	72.7	15	13.6	70	63.6	15	13.6
Customer Service Representatives (434051)	4,355	1,239	28.5	3,115	71.5	1,065	24.5	2,285	52.5	110	2.5
Eligibility Interviewers, Govt. Programs (434061)	120	35	29.2	84	70.0	35	29.2	30	25.0	0	0.0
File Clerks (434071)	655	130	19.8	524	80.0	105	16.0	345	52.7	25	3.8
Hotel, Motel, & Resort Desk Clerks (434081)	140	69	49.3	70	50.0	50	35.7	40	28.6	0	0.0
Interviewers, Except Eligibility & Loan (434111)	270	49	18.1	220	81.5	25	9.3	160	59.3	0	0.0
Library Assistants, Clerical (434121)	515	90	17.5	425	82.5	90	17.5	315	61.2	0	0.0
Loan Interviewers & Clerks (434131)	105	20	19.0	83	79.0	20	19.0	65	61.9	0	0.0
New Accounts Clerks (434141)	30	10	33.3	25	83.3	10	33.3	15	50.0	0	0.0
Human Res. Assists, Exc. Payroll Etc. (434161)	115	15	13.0	99	86.1	15	13.0	80	69.6	0	0.0
Receptionists & Information Clerks (434171)	2,100	109	5.2	1,990	94.8	95	4.5	1,435	68.3	10	0.5
Reserv. & Transp. Ticket Agts & Trav Clerks (434181)	200	100	50.0	99	49.5	50	25.0	95	47.5	50	25.0
Information & Record Clerks, All Other (434199)	130	4	3.1	120	92.3	4	3.1	80	61.5	0	0.0
Correspondence Clerks & Order Clerks (434XXX)	610	175	28.7	434	71.1	80	13.1	395	64.8	85	13.9
Material Recording, Scheduling, Etc. (435000)	8,010	5,385	67.2	2,629	32.8	3,935	49.1	1,679	21.0	775	9.7
Cargo & Freight Agents (435011)	0	0	0.0	0	0.0	0	0.0	0	0.0	0	0.0
Couriers & Messengers (435021)	385	325	84.4	63	16.4	240	62.3	55	14.3	40	10.4
Dispatchers (435030)	590	290	49.2	300	50.8	220	37.3	160	27.1	55	9.3
Meter Readers, Utilities (435041)	75	50	66.7	25	33.3	40	53.3	10	13.3	10	13.3
Postal Service Clerks (435051)	480	234	48.8	249	51.9	170	35.4	105	21.9	25	5.2
Postal Service Mail Carriers (435052)	900	695	77.2	205	22.8	530	58.9	125	13.9	90	10.0
Postal Service Mail Sorters, Processors, Etc. (435053)	530	265	50.0	270	50.9	240	45.3	140	26.4	25	4.7
Production, Planning, & Expediting Clerks (435061)	780	374	47.9	405	51.9	340	43.6	360	46.2	15	1.9
Shipping, Receiving, & Traffic Clerks (435071)	1,425	1,102	77.3	319	22.4	720	50.5	190	13.3	225	15.8
Stock Clerks & Order Fillers (435081)	2,745	1,960	71.4	785	28.6	1,355	49.4	530	19.3	280	10.2
Weighers, Measurers, Checkers, Etc. (435111)	100	90	90.0	8	8.0	80	80.0	4	4.0	10	10.0
Secretaries & Administrative Assistants (436000)	8,905	234	2.6	8,663	97.3	175	2.0	7,450	83.7	10	0.1
Secretaries & Administrative Assistants (436010)	8,905	234	2.6	8,663	97.3	175	2.0	7,450	83.7	10	0.1
Other Office & Admin. Support Workers (439000)	8,585	2,227	25.9	6,338	73.8	1,540	17.9	4,865	56.7	389	4.5

**CONNECTICUT OCCUPATIONAL STATISTICS**  
**for Equal Employment Opportunity and Affirmative Action Planning**  
**2000 Census of Population and Housing - Special EEO Tabulation**

**New Haven/Meriden PMSA**

Black Non-Hispanic		Hispanic in Any Race				All Other Non-Hispanic				Occupation
Female	%	Male	%	Female	%	Male	%	Female	%	
15	1.3	10	0.9	20	1.7	14	1.2	0	0.0	Real Estate Brokers & Sales Agents (419020)
0	0.0	0	0.0	0	0.0	0	0.0	0	0.0	Sales Engineers (419031)
65	9.3	65	9.3	10	1.4	40	5.7	0	0.0	Telemarketers (419041)
4	1.9	15	7.1	4	1.9	0	0.0	0	0.0	Door-To-Door Sales Workers & Rel Wrks (419091)
25	4.5	0	0.0	0	0.0	15	2.7	15	2.7	Sales & Related Workers, All Other (419099)
<b>3,969</b>	<b>8.8</b>	<b>812</b>	<b>1.8</b>	<b>1,964</b>	<b>4.4</b>	<b>442</b>	<b>1.0</b>	<b>834</b>	<b>1.9</b>	<b>OFFICE &amp; ADMIN. SUPPORT OCCUPATIONS (430000)</b>
185	5.6	65	2.0	120	3.6	24	0.7	30	0.9	Super., Office & Admin. Support Workers (431000)
185	5.6	65	2.0	120	3.6	24	0.7	30	0.9	First-Line Sup./Mgrs., Admin. Support Wrks (431011)
25	6.3	0	0.0	44	11.0	4	1.0	0	0.0	Communications Equipment Operators (432000)
10	5.9	0	0.0	30	17.6	4	2.4	0	0.0	Switchboard Operators, Incl. Ans. Service (432011)
15	7.1	0	0.0	14	6.7	0	0.0	0	0.0	Telephone Operators (432021)
0	0.0	0	0.0	0	0.0	0	0.0	0	0.0	Comm. Equipment Operators, All Other (432099)
398	6.5	4	0.1	215	3.5	14	0.2	132	2.2	Financial Clerks (433000)
20	6.5	0	0.0	10	3.2	0	0.0	0	0.0	Bill & Account Collectors (433011)
69	7.4	0	0.0	30	3.2	0	0.0	24	2.6	Billing & Posting Clerks & Machine Oper. (433021)
194	5.5	4	0.1	100	2.8	14	0.4	64	1.8	Bookkeeping, Accting, & Auditing Clerks (433031)
0	0.0	0	0.0	0	0.0	0	0.0	0	0.0	Gaming Cage Workers (433041)
50	8.5	0	0.0	20	3.4	0	0.0	20	3.4	Payroll & Timekeeping Clerks (433051)
0	0.0	0	0.0	0	0.0	0	0.0	0	0.0	Procurement Clerks (433061)
65	10.2	0	0.0	55	8.6	0	0.0	24	3.8	Tellers (433071)
1,248	13.0	85	0.9	582	6.0	36	0.4	152	1.6	Information & Record Clerks (434000)
20	44.4	0	0.0	0	0.0	0	0.0	0	0.0	Brokerage Clerks (434011)
4	3.1	0	0.0	0	0.0	0	0.0	0	0.0	Court, Municipal, & License Clerks (434031)
0	0.0	0	0.0	10	9.1	0	0.0	0	0.0	Credit Authorizers, Checkers, & Clerks (434041)
605	13.9	50	1.1	170	3.9	14	0.3	55	1.3	Customer Service Representatives (434051)
40	33.3	0	0.0	14	11.7	0	0.0	0	0.0	Eligibility Interviewers, Govt. Programs (434061)
115	17.6	0	0.0	45	6.9	0	0.0	19	2.9	File Clerks (434071)
20	14.3	15	10.7	10	7.1	4	2.9	0	0.0	Hotel, Motel, & Resort Desk Clerks (434081)
60	22.2	10	3.7	0	0.0	14	5.2	0	0.0	Interviewers, Except Eligibility & Loan (434111)
75	14.6	0	0.0	15	2.9	0	0.0	20	3.9	Library Assistants, Clerical (434121)
4	3.8	0	0.0	10	9.5	0	0.0	4	3.8	Loan Interviewers & Clerks (434131)
10	33.3	0	0.0	0	0.0	0	0.0	0	0.0	New Accounts Clerks (434141)
15	13.0	0	0.0	4	3.5	0	0.0	0	0.0	Human Res. Assists, Exc. Payroll Etc. (434161)
250	11.9	0	0.0	255	12.1	4	0.2	50	2.4	Receptionists & Information Clerks (434171)
0	0.0	0	0.0	4	2.0	0	0.0	0	0.0	Reserv. & Transp. Ticket Agts & Trav Clerks (434181)
20	15.4	0	0.0	20	15.4	0	0.0	0	0.0	Information & Record Clerks, All Other (434199)
10	1.6	10	1.6	25	4.1	0	0.0	4	0.7	Correspondence Clerks & Order Clerks (434XXX)
560	7.0	529	6.6	302	3.8	146	1.8	88	1.1	Material Recording, Scheduling, Etc. (435000)
0	0.0	0	0.0	0	0.0	0	0.0	0	0.0	Cargo & Freight Agents (435011)
0	0.0	30	7.8	4	1.0	15	3.9	4	1.0	Couriers & Messengers (435021)
110	18.6	0	0.0	30	5.1	15	2.5	0	0.0	Dispatchers (435030)
0	0.0	0	0.0	15	20.0	0	0.0	0	0.0	Meter Readers, Utilities (435041)
70	14.6	29	6.0	44	9.2	10	2.1	30	6.3	Postal Service Clerks (435051)
55	6.1	65	7.2	25	2.8	10	1.1	0	0.0	Postal Service Mail Carriers (435052)
100	18.9	0	0.0	10	1.9	0	0.0	20	3.8	Postal Service Mail Sorters, Processors, Etc. (435053)
30	3.8	0	0.0	15	1.9	19	2.4	0	0.0	Production, Planning, & Expediting Clerks (435061)
65	4.6	145	10.2	60	4.2	12	0.8	4	0.3	Shipping, Receiving, & Traffic Clerks (435071)
130	4.7	260	9.5	95	3.5	65	2.4	30	1.1	Stock Clerks & Order Fillers (435081)
0	0.0	0	0.0	4	4.0	0	0.0	0	0.0	Weighers, Measurers, Checkers, Etc. (435111)
684	7.7	4	0.0	330	3.7	45	0.5	199	2.2	Secretaries & Administrative Assistants (436000)
684	7.7	4	0.0	330	3.7	45	0.5	199	2.2	Secretaries & Administrative Assistants (436010)
869	10.1	125	1.5	371	4.3	173	2.0	233	2.7	Other Office & Admin. Support Workers (439000)

**CONNECTICUT OCCUPATIONAL STATISTICS**  
**for Equal Employment Opportunity and Affirmative Action Planning**  
**2000 Census of Population and Housing - Special EEO Tabulation**

**New Haven/Meriden PMSA**

Occupation	Total All Races *	Total Civilian Labor Force				White Non-Hispanic				Black Non-Hispanic	
		Male	%	Female	%	Male	%	Female	%	Male	%
Computer Operators (439011)	595	310	52.1	290	48.7	205	34.5	215	36.1	40	6.7
Data Entry Keyers (439021)	1,645	580	35.3	1,064	64.7	435	26.4	745	45.3	40	2.4
Word Processors & Typists (439022)	440	8	1.8	424	96.4	0	0.0	285	64.8	4	0.9
Desktop Publishers (439031)	10	0	0.0	10	100.0	0	0.0	10	100.0	0	0.0
Insurance Claims & Policy Proc. Clerks (439041)	805	93	11.6	715	88.8	75	9.3	550	68.3	10	1.2
Mail Clerks & Mail Mach Oper., Exc. USPS (439051)	410	194	47.3	208	50.7	95	23.2	145	35.4	80	19.5
Office Clerks, General (439061)	3,390	584	17.2	2,810	82.9	415	12.2	2,255	66.5	120	3.5
Office Machine Operators, Exc. Computer (439071)	210	109	51.9	95	45.2	35	16.7	60	28.6	30	14.3
Proofreaders & Copy Markers (439081)	45	10	22.2	35	77.8	10	22.2	35	77.8	0	0.0
Statistical Assistants (439111)	60	45	75.0	14	23.3	35	58.3	10	16.7	10	16.7
Office & Admin. Support Workers, All Other (439199)	975	294	30.2	673	69.0	235	24.1	555	56.9	55	5.6
<b>FARMING, FISHING, &amp; FORESTRY OCCUPATIONS (450000)</b>	<b>509</b>	<b>377</b>	<b>74.1</b>	<b>122</b>	<b>24.0</b>	<b>184</b>	<b>36.1</b>	<b>73</b>	<b>14.3</b>	<b>40</b>	<b>7.9</b>
Super., Farming, Fishing, & Forestry Wrks (451000)	65	54	83.1	4	6.2	35	53.8	4	6.2	15	23.1
First-Line Sup./Mgrs. of Farming, Etc. (451010)	65	54	83.1	4	6.2	35	53.8	4	6.2	15	23.1
Agricultural Workers (452000)	350	249	71.1	99	28.3	90	25.7	50	14.3	25	7.1
Agricultural Inspectors (452011)	0	0	0.0	0	0.0	0	0.0	0	0.0	0	0.0
Graders & Sorters, Agricultural Products (452041)	0	0	0.0	0	0.0	0	0.0	0	0.0	0	0.0
Misc. Agric. Wrks, Incl. Animal Breeders (4520XX)	350	249	71.1	99	28.3	90	25.7	50	14.3	25	7.1
Fishing & Hunting Workers (453000)	75	70	93.3	4	5.3	55	73.3	4	5.3	0	0.0
Forest, Conservation, & Logging Workers (454000)	19	4	21.1	15	78.9	4	21.1	15	78.9	0	0.0
Forest & Conservation Workers (454011)	15	0	0.0	15	100.0	0	0.0	15	100.0	0	0.0
Logging Workers (454020)	4	4	100.0	0	0.0	4	100.0	0	0.0	0	0.0
<b>CONSTRUCTION &amp; EXTRACTION OCCUPATIONS (470000)</b>	<b>11,924</b>	<b>11,525</b>	<b>96.7</b>	<b>372</b>	<b>3.1</b>	<b>9,389</b>	<b>78.7</b>	<b>248</b>	<b>2.1</b>	<b>922</b>	<b>7.7</b>
Super., Construction & Extraction Workers (471000)	1,400	1,344	96.0	60	4.3	1,225	87.5	50	3.6	75	5.4
First-Line Sup./Mgrs. of Constr & Extr. Wrks (471011)	1,400	1,344	96.0	60	4.3	1,225	87.5	50	3.6	75	5.4
Construction Trades Workers (472000)	9,910	9,596	96.8	294	3.0	7,740	78.1	190	1.9	780	7.9
Boilermakers (472011)	15	14	93.3	0	0.0	10	66.7	0	0.0	4	26.7
Brickmasons, Blockmasons, & Stonemasons (472020)	370	369	99.7	0	0.0	265	71.6	0	0.0	50	13.5
Carpenters (472031)	2,595	2,547	98.2	37	1.4	2,210	85.2	25	1.0	165	6.4
Carpet, Floor, & Tile Installers & Finishers (472040)	360	359	99.7	0	0.0	240	66.7	0	0.0	4	1.1
Cement Masons, Concrete Finishers, Etc. (472050)	35	34	97.1	0	0.0	30	85.7	0	0.0	0	0.0
Construction Laborers (472061)	1,475	1,410	95.6	63	4.3	920	62.4	55	3.7	170	11.5
Paving, Surfacing, & Tamping Equip. Oper. (472071)	20	20	100.0	0	0.0	20	100.0	0	0.0	0	0.0
Miscellaneous Construction Equip. Oper. (47207X)	495	495	100.0	0	0.0	455	91.9	0	0.0	40	8.1
Drywall Install., Ceil. Tile Install., & Tapers (472080)	75	74	98.7	0	0.0	70	93.3	0	0.0	4	5.3
Electricians (472111)	1,350	1,300	96.3	50	3.7	1,125	83.3	15	1.1	85	6.3
Glaziers (472121)	120	120	100.0	0	0.0	70	58.3	0	0.0	35	29.2
Insulation Workers (472130)	75	67	89.3	0	0.0	55	73.3	0	0.0	4	5.3
Painters, Construction & Maintenance (472141)	940	854	90.9	90	9.6	665	70.7	70	7.4	54	5.7
Paperhangers (472142)	45	44	97.8	0	0.0	40	88.9	0	0.0	0	0.0
Pipelayers, Plumbers, Pipefitters, Etc. (472150)	1,015	999	98.4	19	1.9	875	86.2	15	1.5	55	5.4
Plasterers & Stucco Masons (472161)	20	20	100.0	0	0.0	20	100.0	0	0.0	0	0.0
Roofers (472181)	400	405	101.3	0	0.0	330	82.5	0	0.0	30	7.5
Sheet Metal Workers (472211)	355	340	95.8	10	2.8	235	66.2	10	2.8	60	16.9
Iron & Steel Workers (472XXX)	150	125	83.3	25	16.7	105	70.0	0	0.0	20	13.3
Helpers, Construction Trades (473000)	70	70	100.0	0	0.0	50	71.4	0	0.0	0	0.0
Helpers, Construction Trades (473010)	70	70	100.0	0	0.0	50	71.4	0	0.0	0	0.0
Other Construction & Related Workers (474000)	459	431	93.9	18	3.9	314	68.4	8	1.7	63	13.7
Construction & Building Inspectors (474011)	115	99	86.1	14	12.2	95	82.6	4	3.5	4	3.5
Elevator Installers & Repairers (474021)	45	45	100.0	0	0.0	35	77.8	0	0.0	0	0.0
Fence Erectors (474031)	35	35	100.0	0	0.0	35	100.0	0	0.0	0	0.0
Hazardous Materials Removal Workers (474041)	45	45	100.0	0	0.0	10	22.2	0	0.0	20	44.4

**CONNECTICUT OCCUPATIONAL STATISTICS**  
**for Equal Employment Opportunity and Affirmative Action Planning**  
**2000 Census of Population and Housing - Special EEO Tabulation**

**New Haven/Meriden PMSA**

Black Non-Hispanic		Hispanic in Any Race				All Other Non-Hispanic				Occupation
Female	%	Male	%	Female	%	Male	%	Female	%	
50	8.4	20	3.4	10	1.7	45	7.6	15	2.5	Computer Operators (439011)
179	10.9	35	2.1	70	4.3	70	4.3	70	4.3	Data Entry Keyers (439021)
55	12.5	4	0.9	59	13.4	0	0.0	25	5.7	Word Processors & Typists (439022)
0	0.0	0	0.0	0	0.0	0	0.0	0	0.0	Desktop Publishers (439031)
135	16.8	4	0.5	30	3.7	4	0.5	0	0.0	Insurance Claims & Policy Proc. Clerks (439041)
45	11.0	19	4.6	14	3.4	0	0.0	4	1.0	Mail Clerks & Mail Mach Oper., Exc. USPS (439051)
300	8.8	29	0.9	150	4.4	20	0.6	105	3.1	Office Clerks, General (439061)
25	11.9	14	6.7	10	4.8	30	14.3	0	0.0	Office Machine Operators, Exc. Computer (439071)
0	0.0	0	0.0	0	0.0	0	0.0	0	0.0	Proofreaders & Copy Markers (439081)
0	0.0	0	0.0	4	6.7	0	0.0	0	0.0	Statistical Assistants (439111)
80	8.2	0	0.0	24	2.5	4	0.4	14	1.4	Office & Admin. Support Workers, All Other (439199)
<b>0</b>	<b>0.0</b>	<b>149</b>	<b>29.3</b>	<b>39</b>	<b>7.7</b>	<b>4</b>	<b>0.8</b>	<b>10</b>	<b>2.0</b>	<b>FARMING, FISHING, &amp; FORESTRY OCCUPATIONS (450000)</b>
0	0.0	4	6.2	0	0.0	0	0.0	0	0.0	Super., Farming, Fishing, & Forestry Wrks (451000)
0	0.0	4	6.2	0	0.0	0	0.0	0	0.0	First-Line Sup./Mgrs. of Farming, Etc. (451010)
0	0.0	130	37.1	39	11.1	4	1.1	10	2.9	Agricultural Workers (452000)
0	0.0	0	0.0	0	0.0	0	0.0	0	0.0	Agricultural Inspectors (452011)
0	0.0	0	0.0	0	0.0	0	0.0	0	0.0	Graders & Sorters, Agricultural Products (452041)
0	0.0	130	37.1	39	11.1	4	1.1	10	2.9	Misc. Agric. Wrks, Incl. Animal Breeders (4520XX)
0	0.0	15	20.0	0	0.0	0	0.0	0	0.0	Fishing & Hunting Workers (453000)
0	0.0	0	0.0	0	0.0	0	0.0	0	0.0	Forest, Conservation, & Logging Workers (454000)
0	0.0	0	0.0	0	0.0	0	0.0	0	0.0	Forest & Conservation Workers (454011)
0	0.0	0	0.0	0	0.0	0	0.0	0	0.0	Logging Workers (454020)
<b>88</b>	<b>0.7</b>	<b>1,034</b>	<b>8.7</b>	<b>18</b>	<b>0.2</b>	<b>180</b>	<b>1.5</b>	<b>18</b>	<b>0.2</b>	<b>CONSTRUCTION &amp; EXTRACTION OCCUPATIONS (470000)</b>
0	0.0	40	2.9	10	0.7	4	0.3	0	0.0	Super., Construction & Extraction Workers (471000)
0	0.0	40	2.9	10	0.7	4	0.3	0	0.0	First-Line Sup./Mgrs. of Constr & Extr. Wrks (471011)
78	0.8	910	9.2	8	0.1	166	1.7	18	0.2	Construction Trades Workers (472000)
0	0.0	0	0.0	0	0.0	0	0.0	0	0.0	Boilermakers (472011)
0	0.0	54	14.6	0	0.0	0	0.0	0	0.0	Brickmasons, Blockmasons, & Stonemasons (472020)
4	0.2	150	5.8	4	0.2	22	0.8	4	0.2	Carpenters (472031)
0	0.0	105	29.2	0	0.0	10	2.8	0	0.0	Carpet, Floor, & Tile Installers & Finishers (472040)
0	0.0	4	11.4	0	0.0	0	0.0	0	0.0	Cement Masons, Concrete Finishers, Etc. (472050)
4	0.3	270	18.3	4	0.3	50	3.4	0	0.0	Construction Laborers (472061)
0	0.0	0	0.0	0	0.0	0	0.0	0	0.0	Paving, Surfacing, & Tamping Equip. Oper. (472071)
0	0.0	0	0.0	0	0.0	0	0.0	0	0.0	Miscellaneous Construction Equip. Oper. (47207X)
0	0.0	0	0.0	0	0.0	0	0.0	0	0.0	Drywall Install., Ceil. Tile Install., & Tapers (472080)
25	1.9	40	3.0	0	0.0	50	3.7	10	0.7	Electricians (472111)
0	0.0	15	12.5	0	0.0	0	0.0	0	0.0	Glaziers (472121)
0	0.0	8	10.7	0	0.0	0	0.0	0	0.0	Insulation Workers (472130)
20	2.1	115	12.2	0	0.0	20	2.1	0	0.0	Painters, Construction & Maintenance (472141)
0	0.0	4	8.9	0	0.0	0	0.0	0	0.0	Paperhangers (472142)
0	0.0	55	5.4	0	0.0	14	1.4	4	0.4	Pipelayers, Plumbers, Pipefitters, Etc. (472150)
0	0.0	0	0.0	0	0.0	0	0.0	0	0.0	Plasterers & Stucco Masons (472161)
0	0.0	45	11.3	0	0.0	0	0.0	0	0.0	Roofers (472181)
0	0.0	45	12.7	0	0.0	0	0.0	0	0.0	Sheet Metal Workers (472211)
25	16.7	0	0.0	0	0.0	0	0.0	0	0.0	Iron & Steel Workers (472XXX)
0	0.0	20	28.6	0	0.0	0	0.0	0	0.0	Helpers, Construction Trades (473000)
0	0.0	20	28.6	0	0.0	0	0.0	0	0.0	Helpers, Construction Trades (473010)
10	2.2	44	9.6	0	0.0	10	2.2	0	0.0	Other Construction & Related Workers (474000)
10	8.7	0	0.0	0	0.0	0	0.0	0	0.0	Construction & Building Inspectors (474011)
0	0.0	0	0.0	0	0.0	10	22.2	0	0.0	Elevator Installers & Repairers (474021)
0	0.0	0	0.0	0	0.0	0	0.0	0	0.0	Fence Erectors (474031)
0	0.0	15	33.3	0	0.0	0	0.0	0	0.0	Hazardous Materials Removal Workers (474041)



**CONNECTICUT OCCUPATIONAL STATISTICS**  
**for Equal Employment Opportunity and Affirmative Action Planning**  
**2000 Census of Population and Housing - Special EEO Tabulation**

**New Haven/Meriden PMSA**

Occupation	Total All Races *	Total Civilian Labor Force				White Non-Hispanic				Black Non-Hispanic	
		Male	%	Female	%	Male	%	Female	%	Male	%
Highway Maintenance Workers (474051)	140	135	96.4	4	2.9	95	67.9	4	2.9	15	10.7
Rail-Track Laying & Maint. Equip. Operators (474061)	40	40	100.0	0	0.0	20	50.0	0	0.0	20	50.0
Septic Tank Serv. & Sewer Pipe Cleaners (474071)	4	4	100.0	0	0.0	4	100.0	0	0.0	0	0.0
Misc. Construction & Rel. Workers (474090)	35	28	80.0	0	0.0	20	57.1	0	0.0	4	11.4
Extraction Workers (475000)	85	84	98.8	0	0.0	60	70.6	0	0.0	4	4.7
Earth Drillers, Except Oil & Gas (475021)	35	35	100.0	0	0.0	35	100.0	0	0.0	0	0.0
Expl. Wrks, Ord. Handling Experts, & Blasters (475031)	0	0	0.0	0	0.0	0	0.0	0	0.0	0	0.0
Mining Machine Operators (475040)	20	19	95.0	0	0.0	15	75.0	0	0.0	4	20.0
Misc. Extraction Workers, Etc. (4750XX)	30	30	100.0	0	0.0	10	33.3	0	0.0	0	0.0
Derrick, Rotary Drill, Etc., Oil, Gas, & Mining (4750YY)	0	0	0.0	0	0.0	0	0.0	0	0.0	0	0.0
<b>INSTALLATION, MAINTENANCE, &amp; REPAIR OCCS. (490000)</b>	<b>9,164</b>	<b>8,647</b>	<b>94.4</b>	<b>471</b>	<b>5.1</b>	<b>7,272</b>	<b>79.4</b>	<b>344</b>	<b>3.8</b>	<b>618</b>	<b>6.7</b>
Super. of Installation, Maint., & Repair Wrks. (491000)	605	530	87.6	74	12.2	485	80.2	60	9.9	10	1.7
First-Line Super./Mgrs. of Mechanics, Etc (491011)	605	530	87.6	74	12.2	485	80.2	60	9.9	10	1.7
Elect. & Electronic Equip. Mechanics, Etc. (492000)	1,599	1,462	91.4	137	8.6	1,303	81.5	103	6.4	95	5.9
Computer, ATM, & Office Mach Repairers (492011)	400	394	98.5	4	1.0	345	86.3	0	0.0	45	11.3
Radio & Telecomm. Equip. Install & Repair (492020)	705	610	86.5	100	14.2	540	76.6	80	11.3	40	5.7
Avionics Technicians (492091)	15	4	26.7	10	66.7	4	26.7	0	0.0	0	0.0
Electric Motor, Pwr Tool, & Related Repairers (492092)	60	60	100.0	0	0.0	60	100.0	0	0.0	0	0.0
Electr. Equip. Install & Repair, Motor Veh. (492096)	4	4	100.0	0	0.0	4	100.0	0	0.0	0	0.0
Electr. Home Entert. Equip. Install & Repair (492097)	100	95	95.0	4	4.0	85	85.0	4	4.0	10	10.0
Security & Fire Alarm Systems Installers (492098)	225	210	93.3	15	6.7	210	93.3	15	6.7	0	0.0
Elect/Electr Repr, Ind., Utility, & Transp. Equip. (49209X)	90	85	94.4	4	4.4	55	61.1	4	4.4	0	0.0
Veh. & Mobile Equip. Mechs, Installers (493000)	3,420	3,291	96.2	111	3.2	2,709	79.2	84	2.5	255	7.5
Aircraft Mechanics & Service Techs (493011)	265	240	90.6	19	7.2	200	75.5	15	5.7	20	7.5
Automotive Body & Related Repairers (493021)	395	369	93.4	20	5.1	285	72.2	20	5.1	35	8.9
Automotive Glass Installers & Repairers (493022)	20	19	95.0	0	0.0	4	20.0	0	0.0	0	0.0
Automotive Service Techs & Mechanics (493023)	1,770	1,718	97.1	48	2.7	1,410	79.7	25	1.4	175	9.9
Bus & Truck Mechs & Diesel Eng. Specialists (493031)	470	460	97.9	4	0.9	355	75.5	4	0.9	10	2.1
Heavy Veh. & Mob. Equip. Serv. Techs & Mechs (493040)	345	340	98.6	10	2.9	325	94.2	10	2.9	15	4.3
Small Engine Mechanics (493050)	85	75	88.2	10	11.8	75	88.2	10	11.8	0	0.0
Misc. Veh. & Mob. Equip. Mechs, Etc. (493090)	70	70	100.0	0	0.0	55	78.6	0	0.0	0	0.0
Other Installation, Maint. & Repair Occs (499000)	3,540	3,364	95.0	149	4.2	2,775	78.4	97	2.7	258	7.3
Control & Valve Installers & Repairers (499010)	30	35	116.7	0	0.0	25	83.3	0	0.0	10	33.3
Heating, AC, & Refrig. Mechs & Installers (499021)	650	647	99.5	0	0.0	620	95.4	0	0.0	4	0.6
Home Appliance Repairers (499031)	90	90	100.0	0	0.0	90	100.0	0	0.0	0	0.0
Maintenance & Repair Workers, General (499042)	740	734	99.2	4	0.5	530	71.6	4	0.5	95	12.8
Maintenance Workers, Machinery (499043)	40	33	82.5	0	0.0	25	62.5	0	0.0	0	0.0
Millwrights (499044)	180	160	88.9	19	10.6	160	88.9	4	2.2	0	0.0
Ind. & Refractory Machinery Mechanics (49904X)	480	474	98.8	4	0.8	320	66.7	0	0.0	90	18.8
Electrical Power-Line Installers & Repairers (499051)	140	138	98.6	0	0.0	120	85.7	0	0.0	10	7.1
Telecomm. Line Installers & Repairers (499052)	425	359	84.5	65	15.3	335	78.8	40	9.4	4	0.9
Precision Instrument & Equip. Repairers (499060)	65	55	84.6	4	6.2	45	69.2	4	6.2	0	0.0
Coin, Vending, & Amuse. Mach Servicers (499091)	85	59	69.4	25	29.4	45	52.9	25	29.4	10	11.8
Locksmiths & Safe Repairers (499094)	65	60	92.3	4	6.2	60	92.3	0	0.0	0	0.0
Manufactured Bldg & Mobile Home Install (499095)	20	20	100.0	0	0.0	20	100.0	0	0.0	0	0.0
Riggers (499096)	0	0	0.0	0	0.0	0	0.0	0	0.0	0	0.0
Helpers--Installation, Maint., & Rep. Wrks (499098)	30	30	100.0	0	0.0	20	66.7	0	0.0	10	33.3
Other Install., Maint., & Rpr. Wrks, Etc. (49909X)	500	470	94.0	24	4.8	360	72.0	20	4.0	25	5.0
<b>PRODUCTION OCCUPATIONS (510000)</b>	<b>21,398</b>	<b>13,973</b>	<b>65.3</b>	<b>7,328</b>	<b>34.2</b>	<b>9,143</b>	<b>42.7</b>	<b>3,500</b>	<b>16.4</b>	<b>1,590</b>	<b>7.4</b>
Supervisors, Production Workers (511000)	2,450	1,874	76.5	579	23.6	1,510	61.6	360	14.7	125	5.1
First-Line Supr./Mgrs. of Prod. & Oper. Wrks (511011)	2,450	1,874	76.5	579	23.6	1,510	61.6	360	14.7	125	5.1
Assemblers & Fabricators (512000)	2,950	1,293	43.8	1,653	56.0	770	26.1	704	23.9	224	7.6



**CONNECTICUT OCCUPATIONAL STATISTICS**  
**for Equal Employment Opportunity and Affirmative Action Planning**  
**2000 Census of Population and Housing - Special EEO Tabulation**

**New Haven/Meriden PMSA**

Black Non-Hispanic		Hispanic in Any Race				All Other Non-Hispanic				Occupation
Female	%	Male	%	Female	%	Male	%	Female	%	
0	0.0	25	17.9	0	0.0	0	0.0	0	0.0	Highway Maintenance Workers (474051)
0	0.0	0	0.0	0	0.0	0	0.0	0	0.0	Rail-Track Laying & Maint. Equip. Operators (474061)
0	0.0	0	0.0	0	0.0	0	0.0	0	0.0	Septic Tank Serv. & Sewer Pipe Cleaners (474071)
0	0.0	4	11.4	0	0.0	0	0.0	0	0.0	Misc. Construction & Rel. Workers (474090)
0	0.0	20	23.5	0	0.0	0	0.0	0	0.0	Extraction Workers (475000)
0	0.0	0	0.0	0	0.0	0	0.0	0	0.0	Earth Drillers, Except Oil & Gas (475021)
0	0.0	0	0.0	0	0.0	0	0.0	0	0.0	Expl. Wrkrs, Ord. Handling Experts, & Blasters (475031)
0	0.0	0	0.0	0	0.0	0	0.0	0	0.0	Mining Machine Operators (475040)
0	0.0	20	66.7	0	0.0	0	0.0	0	0.0	Misc. Extraction Workers, Etc. (4750XX)
0	0.0	0	0.0	0	0.0	0	0.0	0	0.0	Derrick, Rotary Drill, Etc., Oil, Gas, & Mining (4750YY)
<b>83</b>	<b>0.9</b>	<b>670</b>	<b>7.3</b>	<b>28</b>	<b>0.3</b>	<b>87</b>	<b>0.9</b>	<b>16</b>	<b>0.2</b>	<b>INSTALLATION, MAINTENANCE, &amp; REPAIR OCCS. (490000)</b>
10	1.7	15	2.5	0	0.0	20	3.3	4	0.7	Super. of Installation, Maint., & Repair Wrkrs. (491000)
10	1.7	15	2.5	0	0.0	20	3.3	4	0.7	First-Line Super./Mgrs. of Mechanics, Etc (491011)
20	1.3	44	2.8	10	0.6	20	1.3	4	0.3	Elect. & Electronic Equip. Mechanics, Etc. (492000)
0	0.0	4	1.0	0	0.0	0	0.0	4	1.0	Computer, ATM, & Office Mach Repairers (492011)
10	1.4	10	1.4	10	1.4	20	2.8	0	0.0	Radio & Telecomm. Equip. Install & Repair (492020)
10	66.7	0	0.0	0	0.0	0	0.0	0	0.0	Avionics Technicians (492091)
0	0.0	0	0.0	0	0.0	0	0.0	0	0.0	Electric Motor, Pwr Tool, & Related Repairers (492092)
0	0.0	0	0.0	0	0.0	0	0.0	0	0.0	Electr. Equip. Install & Repair, Motor Veh. (492096)
0	0.0	0	0.0	0	0.0	0	0.0	0	0.0	Electr. Home Entert. Equip. Install & Repair (492097)
0	0.0	0	0.0	0	0.0	0	0.0	0	0.0	Security & Fire Alarm Systems Installers (492098)
0	0.0	30	33.3	0	0.0	0	0.0	0	0.0	Elect/Electr Repr, Ind., Utility, & Transp. Equip. (49209X)
15	0.4	315	9.2	8	0.2	12	0.4	4	0.1	Veh. & Mobile Equip. Mechs, Installers (493000)
0	0.0	20	7.5	0	0.0	0	0.0	4	1.5	Aircraft Mechanics & Service Techs (493011)
0	0.0	45	11.4	0	0.0	4	1.0	0	0.0	Automotive Body & Related Repairers (493021)
0	0.0	15	75.0	0	0.0	0	0.0	0	0.0	Automotive Glass Installers & Repairers (493022)
15	0.8	125	7.1	8	0.5	8	0.5	0	0.0	Automotive Service Techs & Mechanics (493023)
0	0.0	95	20.2	0	0.0	0	0.0	0	0.0	Bus & Truck Mechs & Diesel Eng. Specialists (493031)
0	0.0	0	0.0	0	0.0	0	0.0	0	0.0	Heavy Veh. & Mob. Equip. Serv. Techs & Mechs (493040)
0	0.0	0	0.0	0	0.0	0	0.0	0	0.0	Small Engine Mechanics (493050)
0	0.0	15	21.4	0	0.0	0	0.0	0	0.0	Misc. Veh. & Mob. Equip. Mechs, Etc. (493090)
38	1.1	296	8.4	10	0.3	35	1.0	4	0.1	Other Installation, Maint. & Repair Occs (499000)
0	0.0	0	0.0	0	0.0	0	0.0	0	0.0	Control & Valve Installers & Repairers (499010)
0	0.0	19	2.9	0	0.0	4	0.6	0	0.0	Heating, AC, & Refrig. Mechs & Installers (499021)
0	0.0	0	0.0	0	0.0	0	0.0	0	0.0	Home Appliance Repairers (499031)
0	0.0	90	12.2	0	0.0	19	2.6	0	0.0	Maintenance & Repair Workers, General (499042)
0	0.0	4	10.0	0	0.0	4	10.0	0	0.0	Maintenance Workers, Machinery (499043)
15	8.3	0	0.0	0	0.0	0	0.0	0	0.0	Millwrights (499044)
4	0.8	60	12.5	0	0.0	4	0.8	0	0.0	Ind. & Refractory Machinery Mechanics (49904X)
0	0.0	4	2.9	0	0.0	4	2.9	0	0.0	Electrical Power-Line Installers & Repairers (499051)
15	3.5	20	4.7	10	2.4	0	0.0	0	0.0	Telecomm. Line Installers & Repairers (499052)
0	0.0	10	15.4	0	0.0	0	0.0	0	0.0	Precision Instrument & Equip. Repairers (499060)
0	0.0	4	4.7	0	0.0	0	0.0	0	0.0	Coin, Vending, & Amuse. Mach Servicers (499091)
0	0.0	0	0.0	0	0.0	0	0.0	4	6.2	Locksmiths & Safe Repairers (499094)
0	0.0	0	0.0	0	0.0	0	0.0	0	0.0	Manufactured Blding & Mobile Home Install (499095)
0	0.0	0	0.0	0	0.0	0	0.0	0	0.0	Riggers (499096)
0	0.0	0	0.0	0	0.0	0	0.0	0	0.0	Helpers--Installation, Maint., & Rep. Wrkrs (499098)
4	0.8	85	17.0	0	0.0	0	0.0	0	0.0	Other Install., Maint., & Rpr. Wrkrs, Etc. (49909X)
<b>1,086</b>	<b>5.1</b>	<b>2,564</b>	<b>12.0</b>	<b>2,193</b>	<b>10.2</b>	<b>676</b>	<b>3.2</b>	<b>549</b>	<b>2.6</b>	<b>PRODUCTION OCCUPATIONS (510000)</b>
95	3.9	215	8.8	90	3.7	24	1.0	34	1.4	Supervisors, Production Workers (511000)
95	3.9	215	8.8	90	3.7	24	1.0	34	1.4	First-Line Supr./Mgrs. of Prod. & Oper. Wrkrs (511011)
205	6.9	214	7.3	560	19.0	85	2.9	184	6.2	Assemblers & Fabricators (512000)

**CONNECTICUT OCCUPATIONAL STATISTICS**  
**for Equal Employment Opportunity and Affirmative Action Planning**  
**2000 Census of Population and Housing - Special EEO Tabulation**

**New Haven/Meriden PMSA**

Occupation	Total All Races *	Total Civilian Labor Force				White Non-Hispanic				Black Non-Hispanic	
		Male	%	Female	%	Male	%	Female	%	Male	%
Aircraft Struct., Surf., Rlg. Assemblers (512011)	35	20	57.1	14	40.0	20	57.1	10	28.6	0	0.0
Elect., Electr., & Electromech. Assemblers (512020)	630	200	31.7	435	69.0	75	11.9	215	34.1	45	7.1
Engine & Other Machine Assemblers (512031)	45	34	75.6	4	8.9	20	44.4	4	8.9	0	0.0
Structural Metal Fabricators & Filters (512041)	80	74	92.5	0	0.0	60	75.0	0	0.0	4	5.0
Miscellaneous Assemblers & Fabricators (512090)	2,160	965	44.7	1,200	55.6	595	27.5	475	22.0	175	8.1
Food Processing Workers (513000)	839	511	60.9	315	37.5	360	42.9	199	23.7	34	4.1
Bakers (513011)	380	174	45.8	200	52.6	115	30.3	155	40.8	4	1.1
Butchers/Other Meat, Poultry, Fish Proc Wrkrs (513020)	305	274	89.8	29	9.5	220	72.1	10	3.3	15	4.9
Food & Tob. Roasting, Etc. Mach Op/Tenders (513091)	15	15	100.0	0	0.0	0	0.0	0	0.0	0	0.0
Food Batchmakers (513092)	135	48	35.6	82	60.7	25	18.5	30	22.2	15	11.1
Food Cooking Machine Operators & Tenders (513093)	4	0	0.0	4	100.0	0	0.0	4	100.0	0	0.0
Metal Workers & Plastic Workers (514000)	5,955	4,616	77.5	1,311	22.0	2,985	50.1	499	8.4	508	8.5
Computer Control Programmers & Operators (514010)	115	108	93.9	0	0.0	60	52.2	0	0.0	25	21.7
Extr. & Drawing Mach Set, Etc, Metal & Plastic (514021)	35	30	85.7	4	11.4	30	85.7	4	11.4	0	0.0
Forging Mach Setters, Etc., Metal & Plastic (514022)	55	54	98.2	0	0.0	40	72.7	0	0.0	4	7.3
Rolling Mach Setters, Etc., Metal & Plastic (514023)	70	50	71.4	20	28.6	50	71.4	0	0.0	0	0.0
Cut, Punch, & Press Mach Set, Etc., M/P (514031)	135	89	65.9	39	28.9	40	29.6	20	14.8	35	25.9
Drill & Boring Mach Tool Setters, Etc., M/P (514032)	45	34	75.6	10	22.2	30	66.7	0	0.0	4	8.9
Grinding, Etc. Mach Tool Setters, Etc., M/P (514033)	210	124	59.0	83	39.5	80	38.1	65	31.0	15	7.1
Lathe & Turning Mach Tool Setters, Etc., M/P (514034)	10	10	100.0	0	0.0	10	100.0	0	0.0	0	0.0
Machinists (514041)	1,215	1,079	88.8	144	11.9	845	69.5	65	5.3	110	9.1
Metal Furnace & Kiln Operators & Tenders (514050)	30	29	96.7	0	0.0	25	83.3	0	0.0	0	0.0
Model Makers & Patternmakers, M/P (514060)	25	25	100.0	0	0.0	25	100.0	0	0.0	0	0.0
Molders & Molding Mach Setters, Etc., M/P (514070)	255	180	70.6	73	28.6	115	45.1	45	17.6	25	9.8
Tool & Die Makers (514111)	555	519	93.5	30	5.4	455	82.0	30	5.4	25	4.5
Welding, Soldering, & Brazing Workers (514120)	670	558	83.3	108	16.1	370	55.2	30	4.5	65	9.7
Heat Treating Equip. Setters, Etc., M/P (514191)	30	24	80.0	0	0.0	20	66.7	0	0.0	0	0.0
Lay-Out Workers, Metal & Plastic (514192)	0	0	0.0	0	0.0	0	0.0	0	0.0	0	0.0
Plating & Coating Mach Setters, Etc., M/P (514193)	60	39	65.0	20	33.3	20	33.3	20	33.3	0	0.0
Tool Grinders, Filers, & Sharpeners (514194)	15	15	100.0	0	0.0	15	100.0	0	0.0	0	0.0
Other Metal & Plastic Workers, Incl. Milling, Etc. (514XXX)	2,425	1,649	68.0	780	32.2	755	31.1	220	9.1	200	8.2
Printing Workers (515000)	935	753	80.5	185	19.8	565	60.4	145	15.5	34	3.6
Bookbinders & Bindery Workers (515010)	85	45	52.9	45	52.9	35	41.2	45	52.9	0	0.0
Job Printers (515021)	245	220	89.8	30	12.2	155	63.3	30	12.2	10	4.1
Prepress Technicians & Workers (515022)	175	115	65.7	60	34.3	95	54.3	50	28.6	20	11.4
Printing Machine Operators (515023)	430	373	86.7	50	11.6	280	65.1	20	4.7	4	0.9
Textile, Apparel, & Furnishings Workers (516000)	1,104	396	35.9	684	62.0	224	20.3	334	30.3	34	3.1
Laundry & Dry-Cleaning Workers (516011)	465	170	36.6	295	63.4	125	26.9	110	23.7	10	2.2
Pressers, Textile, Garment, & Rel. Materials (516021)	90	40	44.4	44	48.9	0	0.0	4	4.4	10	11.1
Sewing Machine Operators (516031)	300	50	16.7	244	81.3	25	8.3	135	45.0	0	0.0
Shoe & Leather Workers & Repairers (516041)	4	4	100.0	0	0.0	0	0.0	0	0.0	0	0.0
Shoe Machine Operators & Tenders (516042)	0	0	0.0	0	0.0	0	0.0	0	0.0	0	0.0
Tailors, Dressmakers, & Sewers (516050)	110	30	27.3	77	70.0	20	18.2	65	59.1	10	9.1
Textile Bleaching & Dyeing Mach Op/Tenders (516061)	0	0	0.0	0	0.0	0	0.0	0	0.0	0	0.0
Textile Cutting Mach Setters, Opers/Tenders (516062)	10	10	100.0	0	0.0	10	100.0	0	0.0	0	0.0
Textile Knitting & Weaving Mach Setters, Etc. (516063)	0	0	0.0	0	0.0	0	0.0	0	0.0	0	0.0
Textile Winding, Etc. Mach Setters, Op/Tenders (516064)	0	0	0.0	0	0.0	0	0.0	0	0.0	0	0.0
Upholsterers (516093)	75	68	90.7	0	0.0	40	53.3	0	0.0	4	5.3
Misc. Textile, App, & Furn. Wrkrs, Exc. Upholst (51609X)	50	24	48.0	24	48.0	4	8.0	20	40.0	0	0.0
Woodworkers (517000)	250	240	96.0	4	1.6	209	83.6	4	1.6	8	3.2
Cabinetmakers & Bench Carpenters (517011)	120	118	98.3	0	0.0	110	91.7	0	0.0	4	3.3
Furniture Finishers (517021)	35	35	100.0	0	0.0	35	100.0	0	0.0	0	0.0

**CONNECTICUT OCCUPATIONAL STATISTICS**  
**for Equal Employment Opportunity and Affirmative Action Planning**  
**2000 Census of Population and Housing - Special EEO Tabulation**

**New Haven/Meriden PMSA**

Black Non-Hispanic		Hispanic in Any Race				All Other Non-Hispanic				Occupation
Female	%	Male	%	Female	%	Male	%	Female	%	
0	0.0	0	0.0	0	0.0	0	0.0	4	11.4	Aircraft Struct., Surf., Rig. Assemblers (512011)
35	5.6	70	11.1	105	16.7	10	1.6	80	12.7	Elect., Electr., & Electromech. Assemblers (512020)
0	0.0	4	8.9	0	0.0	10	22.2	0	0.0	Engine & Other Machine Assemblers (512031)
0	0.0	10	12.5	0	0.0	0	0.0	0	0.0	Structural Metal Fabricators & Fitters (512041)
170	7.9	130	6.0	455	21.1	65	3.0	100	4.6	Miscellaneous Assemblers & Fabricators (512090)
50	6.0	113	13.5	58	6.9	4	0.5	8	1.0	Food Processing Workers (513000)
20	5.3	55	14.5	25	6.6	0	0.0	0	0.0	Bakers (513011)
15	4.9	39	12.8	4	1.3	0	0.0	0	0.0	Butchers/Other Meat, Poultry, Fish Proc Wrkrs (513020)
0	0.0	15	100.0	0	0.0	0	0.0	0	0.0	Food & Tob. Roasting, Etc. Mach Op/Tenders (513091)
15	11.1	4	3.0	29	21.5	4	3.0	8	5.9	Food Batchmakers (513092)
0	0.0	0	0.0	0	0.0	0	0.0	0	0.0	Food Cooking Machine Operators & Tenders (513093)
283	4.8	855	14.4	425	7.1	268	4.5	104	1.7	Metal Workers & Plastic Workers (514000)
0	0.0	19	16.5	0	0.0	4	3.5	0	0.0	Computer Control Programmers & Operators (514010)
0	0.0	0	0.0	0	0.0	0	0.0	0	0.0	Extr. & Drawing Mach Set, Etc, Metal & Plastic (514021)
0	0.0	10	18.2	0	0.0	0	0.0	0	0.0	Forging Mach Setters, Etc., Metal & Plastic (514022)
0	0.0	0	0.0	20	28.6	0	0.0	0	0.0	Rolling Mach Setters, Etc., Metal & Plastic (514023)
4	3.0	10	7.4	15	11.1	4	3.0	0	0.0	Cut, Punch, & Press Mach Set, Etc., M/P (514031)
0	0.0	0	0.0	0	0.0	0	0.0	10	22.2	Drill & Boring Mach Tool Setters, Etc., M/P (514032)
4	1.9	25	11.9	14	6.7	4	1.9	0	0.0	Grinding, Etc. Mach Tool Setters, Etc., M/P (514033)
0	0.0	0	0.0	0	0.0	0	0.0	0	0.0	Lathe & Turning Mach Tool Setters, Etc., M/P (514034)
45	3.7	65	5.3	34	2.8	59	4.9	0	0.0	Machinists (514041)
0	0.0	4	13.3	0	0.0	0	0.0	0	0.0	Metal Furnace & Kiln Operators & Tenders (514050)
0	0.0	0	0.0	0	0.0	0	0.0	0	0.0	Model Makers & Patternmakers, M/P (514060)
20	7.8	30	11.8	8	3.1	10	3.9	0	0.0	Molders & Molding Mach Setters, Etc., M/P (514070)
0	0.0	29	5.2	0	0.0	10	1.8	0	0.0	Tool & Die Makers (514111)
35	5.2	105	15.7	39	5.8	18	2.7	4	0.6	Welding, Soldering, & Brazing Workers (514120)
0	0.0	4	13.3	0	0.0	0	0.0	0	0.0	Heat Treating Equip. Setters, Etc., M/P (514191)
0	0.0	0	0.0	0	0.0	0	0.0	0	0.0	Lay-Out Workers, Metal & Plastic (514192)
0	0.0	19	31.7	0	0.0	0	0.0	0	0.0	Plating & Coating Mach Setters, Etc., M/P (514193)
0	0.0	0	0.0	0	0.0	0	0.0	0	0.0	Tool Grinders, Filers, & Sharpeners (514194)
175	7.2	535	22.1	295	12.2	159	6.6	90	3.7	Other Metal & Plastic Workers, Incl. Milling, Etc. (514XXX)
0	0.0	125	13.4	30	3.2	29	3.1	10	1.1	Printing Workers (515000)
0	0.0	10	11.8	0	0.0	0	0.0	0	0.0	Bookbinders & Bindery Workers (515010)
0	0.0	55	22.4	0	0.0	0	0.0	0	0.0	Job Printers (515021)
0	0.0	0	0.0	10	5.7	0	0.0	0	0.0	Prepress Technicians & Workers (515022)
0	0.0	60	14.0	20	4.7	29	6.7	10	2.3	Printing Machine Operators (515023)
83	7.5	134	12.1	214	19.4	4	0.4	53	4.8	Textile, Apparel, & Furnishings Workers (516000)
65	14.0	35	7.5	100	21.5	0	0.0	20	4.3	Laundry & Dry-Cleaning Workers (516011)
0	0.0	30	33.3	40	44.4	0	0.0	0	0.0	Pressers, Textile, Garment, & Rel. Materials (516021)
10	3.3	25	8.3	70	23.3	0	0.0	29	9.7	Sewing Machine Operators (516031)
0	0.0	4	100.0	0	0.0	0	0.0	0	0.0	Shoe & Leather Workers & Repairers (516041)
0	0.0	0	0.0	0	0.0	0	0.0	0	0.0	Shoe Machine Operators & Tenders (516042)
4	3.6	0	0.0	4	3.6	0	0.0	4	3.6	Tailors, Dressmakers, & Sewers (516050)
0	0.0	0	0.0	0	0.0	0	0.0	0	0.0	Textile Bleaching & Dyeing Mach Op/Tenders (516061)
0	0.0	0	0.0	0	0.0	0	0.0	0	0.0	Textile Cutting Mach Setters, Opers/Tenders (516062)
0	0.0	0	0.0	0	0.0	0	0.0	0	0.0	Textile Knitting & Weaving Mach Setters, Etc. (516063)
0	0.0	0	0.0	0	0.0	0	0.0	0	0.0	Textile Winding, Etc. Mach Setters, Op/Tenders (516064)
0	0.0	20	26.7	0	0.0	4	5.3	0	0.0	Upholsterers (516093)
4	8.0	20	40.0	0	0.0	0	0.0	0	0.0	Misc. Textile, App, & Furn. Wrkrs, Exc. Upholst (51609X)
0	0.0	23	9.2	0	0.0	0	0.0	0	0.0	Woodworkers (517000)
0	0.0	4	3.3	0	0.0	0	0.0	0	0.0	Cabinetmakers & Bench Carpenters (517011)
0	0.0	0	0.0	0	0.0	0	0.0	0	0.0	Furniture Finishers (517021)

**CONNECTICUT OCCUPATIONAL STATISTICS**  
**for Equal Employment Opportunity and Affirmative Action Planning**  
**2000 Census of Population and Housing - Special EEO Tabulation**

**New Haven/Meriden PMSA**

Occupation	Total All Races *	Total Civilian Labor Force				White Non-Hispanic				Black Non-Hispanic	
		Male	%	Female	%	Male	%	Female	%	Male	%
Sawing Mach Setters, Opers, & Tenders, Wood (517041)	10	10	100.0	0	0.0	10	100.0	0	0.0	0	0.0
Woodwork Mach Setters, Op/Tenders, Exc. Sawing (517042)	20	19	95.0	0	0.0	4	20.0	0	0.0	0	0.0
Misc. Woodworkers (5170XX)	65	58	89.2	4	6.2	50	76.9	4	6.2	4	6.2
Plant & System Operators (518000)	330	312	94.5	20	6.1	220	66.7	20	6.1	48	14.5
Power Plant Operators, Distr, & Dispatchers (518010)	50	45	90.0	10	20.0	35	70.0	10	20.0	0	0.0
Stationary Engineers & Boiler Operators (518021)	170	159	93.5	10	5.9	85	50.0	10	5.9	40	23.5
Water & Liq Waste Treat Plant & Sys. Opers (518031)	95	94	98.9	0	0.0	90	94.7	0	0.0	4	4.2
Miscellaneous Plant & System Operators (518090)	15	14	93.3	0	0.0	10	66.7	0	0.0	4	26.7
Other Production Occupations (519000)	6,585	3,978	60.4	2,577	39.1	2,300	34.9	1,235	18.8	575	8.7
Chem. Proc. Mach Setters, Ops, & Tenders (519010)	135	119	88.1	15	11.1	65	48.1	15	11.1	30	22.2
Crushing, Grinding, Etc. Workers (519020)	180	134	74.4	39	21.7	85	47.2	20	11.1	25	13.9
Cutting Workers (519030)	165	140	84.8	20	12.1	75	45.5	20	12.1	15	9.1
Extruding, Form, Press Mach Setters, Opers (519041)	65	60	92.3	10	15.4	40	61.5	10	15.4	0	0.0
Furnace, Kiln, Oven, Drier, & Kettle Op/Tenders (519051)	30	19	63.3	10	33.3	15	50.0	10	33.3	0	0.0
Inspectors, Testers, Sorters, Samplers, Weighers (519061)	1,980	1,079	54.5	899	45.4	805	40.7	480	24.2	130	6.6
Jewelers & Precious Stone & Metal Workers (519071)	80	80	100.0	0	0.0	70	87.5	0	0.0	0	0.0
Medical, Dental, & Ophthalmic Laboratory Techns (519080)	170	60	35.3	114	67.1	40	23.5	85	50.0	10	5.9
Packaging & Filling Mach Operators & Tenders (519111)	400	153	38.3	239	59.8	30	7.5	55	13.8	20	5.0
Painting Workers (519120)	210	165	78.6	45	21.4	110	52.4	35	16.7	15	7.1
Photog Process Wrkrs & Processing Mach Ops (519130)	210	74	35.2	129	61.4	40	19.0	100	47.6	30	14.3
Cementing & Gluing Machine Ops & Tenders (519191)	15	10	66.7	4	26.7	0	0.0	0	0.0	0	0.0
Cleaning, Washing, & Metal Pickling Eq Op/Tenders (519192)	15	15	100.0	0	0.0	0	0.0	0	0.0	0	0.0
Etchers & Engravers (519194)	25	25	100.0	0	0.0	15	60.0	0	0.0	0	0.0
Molders, Shapers, & Casters, Exc Metal & Plastic (519195)	75	55	73.3	20	26.7	55	73.3	10	13.3	0	0.0
Paper Goods Machine Setters, Op/Tenders (519196)	100	80	80.0	14	14.0	30	30.0	0	0.0	20	20.0
Tire Builders (519197)	15	15	100.0	0	0.0	15	100.0	0	0.0	0	0.0
Helpers - Production Workers (519198)	75	50	66.7	25	33.3	40	53.3	25	33.3	0	0.0
Other Production Workers (5191XX)	2,640	1,645	62.3	994	37.7	770	29.2	370	14.0	280	10.6
<b>TRANSP. &amp; MATERIAL MOVING OCCUPATIONS (530000)</b>	<b>12,075</b>	<b>10,153</b>	<b>84.1</b>	<b>1,922</b>	<b>15.9</b>	<b>6,759</b>	<b>56.0</b>	<b>1,083</b>	<b>9.0</b>	<b>1,705</b>	<b>14.1</b>
Super., Transportation & Material Moving Wrkrs (531000)	420	363	86.4	50	11.9	320	76.2	30	7.1	25	6.0
Air Transportation Workers (532000)	205	194	94.6	4	2.0	190	92.7	4	2.0	4	2.0
Aircraft Pilots & Flight Engineers (532010)	160	150	93.8	4	2.5	150	93.8	4	2.5	0	0.0
Air Traffic Control & Airfield Ops Specialists (532020)	45	44	97.8	0	0.0	40	88.9	0	0.0	4	8.9
Motor Vehicle Operators (533000)	5,890	5,281	89.7	614	10.4	3,745	63.6	400	6.8	798	13.5
Bus Drivers (533020)	760	374	49.2	384	50.5	220	28.9	255	33.6	125	16.4
Driver/Sales Workers & Truck Drivers (533030)	4,595	4,449	96.8	150	3.3	3,280	71.4	90	2.0	549	11.9
Taxi Drivers & Chauffeurs (533041)	485	409	84.3	80	16.5	210	43.3	55	11.3	120	24.7
Misc. Motor Vehicle Opers, Incl. Amb. Drivers (5330XX)	50	49	98.0	0	0.0	35	70.0	0	0.0	4	8.0
Rail Transportation Workers (534000)	360	313	86.9	50	13.9	234	65.0	50	13.9	54	15.0
Locomotive Engineers & Operators (534010)	70	75	107.1	0	0.0	60	85.7	0	0.0	15	21.4
Railroad Brake, Signal, & Switch Operators (534021)	0	0	0.0	0	0.0	0	0.0	0	0.0	0	0.0
Railroad Conductors & Yardmasters (534031)	280	230	82.1	50	17.9	170	60.7	50	17.9	35	12.5
Subway, Streetcar, & Other Rail Transp. Workers (5340XX)	10	8	80.0	0	0.0	4	40.0	0	0.0	4	40.0
Water Transportation Workers (535000)	70	70	100.0	0	0.0	70	100.0	0	0.0	0	0.0
Sailors & Marine Oilers (535011)	55	55	100.0	0	0.0	55	100.0	0	0.0	0	0.0
Ship & Boat Captains & Operators (535020)	15	15	100.0	0	0.0	15	100.0	0	0.0	0	0.0
Ship Engineers (535031)	0	0	0.0	0	0.0	0	0.0	0	0.0	0	0.0
Other Transportation Workers (536000)	370	293	79.2	77	20.8	260	70.3	45	12.2	10	2.7
Parking Lot Attendants (536021)	85	69	81.2	14	16.5	55	64.7	10	11.8	10	11.8
Service Station Attendants (536031)	220	174	79.1	49	22.3	170	77.3	25	11.4	0	0.0
Transportation Inspectors (536051)	45	40	88.9	4	8.9	25	55.6	0	0.0	0	0.0
Misc. Transportation Workers (5360XX)	20	10	50.0	10	50.0	10	50.0	10	50.0	0	0.0

**CONNECTICUT OCCUPATIONAL STATISTICS**  
**for Equal Employment Opportunity and Affirmative Action Planning**  
**2000 Census of Population and Housing - Special EEO Tabulation**

**New Haven/Meriden PMSA**

Black Non-Hispanic		Hispanic in Any Race				All Other Non-Hispanic				Occupation
Female	%	Male	%	Female	%	Male	%	Female	%	
0	0.0	0	0.0	0	0.0	0	0.0	0	0.0	Sawing Mach Setters, Opers, & Tenders, Wood (517041)
0	0.0	15	75.0	0	0.0	0	0.0	0	0.0	Woodwork Mach Setters, Op/Tenders, Exc. Sawing (517042)
0	0.0	4	6.2	0	0.0	0	0.0	0	0.0	Misc. Woodworkers (5170XX)
0	0.0	24	7.3	0	0.0	20	6.1	0	0.0	Plant & System Operators (518000)
0	0.0	10	20.0	0	0.0	0	0.0	0	0.0	Power Plant Operators, Distr, & Dispatchers (518010)
0	0.0	14	8.2	0	0.0	20	11.8	0	0.0	Stationary Engineers & Boiler Operators (518021)
0	0.0	0	0.0	0	0.0	0	0.0	0	0.0	Water & Liq Waste Treat Plant & Sys. Opers (518031)
0	0.0	0	0.0	0	0.0	0	0.0	0	0.0	Miscellaneous Plant & System Operators (518090)
370	5.6	861	13.1	816	12.4	242	3.7	156	2.4	Other Production Occupations (519000)
0	0.0	24	17.8	0	0.0	0	0.0	0	0.0	Chem. Proc. Mach Setters, Ops, & Tenders (519010)
0	0.0	14	7.8	4	2.2	10	5.6	15	8.3	Crushing, Grinding, Etc. Workers (519020)
0	0.0	15	9.1	0	0.0	35	21.2	0	0.0	Cutting Workers (519030)
0	0.0	20	30.8	0	0.0	0	0.0	0	0.0	Extruding, Form, Press Mach Setters, Opers (519041)
0	0.0	4	13.3	0	0.0	0	0.0	0	0.0	Furnace, Kiln, Oven, Drier, & Kettle Op/Tenders (519051)
110	5.6	95	4.8	240	12.1	49	2.5	69	3.5	Inspectors, Testers, Sorters, Samplers, Weighers (519061)
0	0.0	10	12.5	0	0.0	0	0.0	0	0.0	Jewelers & Precious Stone & Metal Workers (519071)
0	0.0	10	5.9	25	14.7	0	0.0	4	2.4	Medical, Dental, & Ophthalmic Laboratory Techns (519080)
25	6.3	85	21.3	155	38.8	18	4.5	4	1.0	Packaging & Filling Mach Operators & Tenders (519111)
10	4.8	40	19.0	0	0.0	0	0.0	0	0.0	Painting Workers (519120)
15	7.1	4	1.9	4	1.9	0	0.0	10	4.8	Photog Process Wrkrs & Processing Mach Ops (519130)
0	0.0	10	66.7	4	26.7	0	0.0	0	0.0	Cementing & Gluing Machine Ops & Tenders (519191)
0	0.0	15	100.0	0	0.0	0	0.0	0	0.0	Cleaning, Washing, & Metal Pickling Eq Op/Tenders (519192)
0	0.0	10	40.0	0	0.0	0	0.0	0	0.0	Etchers & Engravers (519194)
0	0.0	0	0.0	10	13.3	0	0.0	0	0.0	Molders, Shapers, & Casters, Exc Metal & Plastic (519195)
0	0.0	30	30.0	14	14.0	0	0.0	0	0.0	Paper Goods Machine Setters, Op/Tenders (519196)
0	0.0	0	0.0	0	0.0	0	0.0	0	0.0	Tire Builders (519197)
0	0.0	10	13.3	0	0.0	0	0.0	0	0.0	Helpers - Production Workers (519198)
210	8.0	465	17.6	360	13.6	130	4.9	54	2.0	Other Production Workers (5191XX)
<b>263</b>	<b>2.2</b>	<b>1,466</b>	<b>12.1</b>	<b>424</b>	<b>3.5</b>	<b>223</b>	<b>1.8</b>	<b>152</b>	<b>1.3</b>	<b>TRANSP. &amp; MATERIAL MOVING OCCUPATIONS (530000)</b>
0	0.0	4	1.0	10	2.4	14	3.3	10	2.4	Super., Transportation & Material Moving Wrkrs (531000)
0	0.0	0	0.0	0	0.0	0	0.0	0	0.0	Air Transportation Workers (532000)
0	0.0	0	0.0	0	0.0	0	0.0	0	0.0	Aircraft Pilots & Flight Engineers (532010)
0	0.0	0	0.0	0	0.0	0	0.0	0	0.0	Air Traffic Control & Airfield Ops Specialists (532020)
95	1.6	644	10.9	95	1.6	94	1.6	24	0.4	Motor Vehicle Operators (533000)
50	6.6	25	3.3	65	8.6	4	0.5	14	1.8	Bus Drivers (533020)
35	0.8	550	12.0	15	0.3	70	1.5	10	0.2	Driver/Sales Workers & Truck Drivers (533030)
10	2.1	59	12.2	15	3.1	20	4.1	0	0.0	Taxi Drivers & Chauffeurs (533041)
0	0.0	10	20.0	0	0.0	0	0.0	0	0.0	Misc. Motor Vehicle Opers, Incl. Amb. Drivers (5330XX)
0	0.0	0	0.0	0	0.0	25	6.9	0	0.0	Rail Transportation Workers (534000)
0	0.0	0	0.0	0	0.0	0	0.0	0	0.0	Locomotive Engineers & Operators (534010)
0	0.0	0	0.0	0	0.0	0	0.0	0	0.0	Railroad Brake, Signal, & Switch Operators (534021)
0	0.0	0	0.0	0	0.0	25	8.9	0	0.0	Railroad Conductors & Yardmasters (534031)
0	0.0	0	0.0	0	0.0	0	0.0	0	0.0	Subway, Streetcar, & Other Rail Transp. Workers (5340XX)
0	0.0	0	0.0	0	0.0	0	0.0	0	0.0	Water Transportation Workers (535000)
0	0.0	0	0.0	0	0.0	0	0.0	0	0.0	Sailors & Marine Oilers (535011)
0	0.0	0	0.0	0	0.0	0	0.0	0	0.0	Ship & Boat Captains & Operators (535020)
0	0.0	0	0.0	0	0.0	0	0.0	0	0.0	Ship Engineers (535031)
8	2.2	23	6.2	10	2.7	0	0.0	14	3.8	Other Transportation Workers (536000)
4	4.7	4	4.7	0	0.0	0	0.0	0	0.0	Parking Lot Attendants (536021)
0	0.0	4	1.8	10	4.5	0	0.0	14	6.4	Service Station Attendants (536031)
4	8.9	15	33.3	0	0.0	0	0.0	0	0.0	Transportation Inspectors (536051)
0	0.0	0	0.0	0	0.0	0	0.0	0	0.0	Misc. Transportation Workers (5360XX)

**CONNECTICUT OCCUPATIONAL STATISTICS**  
**for Equal Employment Opportunity and Affirmative Action Planning**  
**2000 Census of Population and Housing - Special EEO Tabulation**

**New Haven/Meriden PMSA**

Occupation	Total All Races *	Total Civilian Labor Force				White Non-Hispanic				Black Non-Hispanic	
		Male	%	Female	%	Male	%	Female	%	Male	%
Material Moving Workers (537000)	4,760	3,639	76.4	1,127	23.7	1,940	40.8	554	11.6	814	17.1
Crane & Tower Operators (537021)	165	143	86.7	20	12.1	135	81.8	0	0.0	4	2.4
Dredge, Excavating, & Loading Mach Op (537030)	65	65	100.0	0	0.0	65	100.0	0	0.0	0	0.0
Hoist & Winch Operators (537041)	0	0	0.0	0	0.0	0	0.0	0	0.0	0	0.0
Industrial Truck & Tractor Operators (537051)	475	458	96.4	20	4.2	180	37.9	0	0.0	145	30.5
Cleaners of Vehicles & Equipment (537061)	600	515	85.8	89	14.8	185	30.8	65	10.8	150	25.0
Laborers & Freight, Stock, & Mat. Movers, Hand (537062)	2,575	2,079	80.7	504	19.6	1,225	47.6	310	12.0	445	17.3
Machine Feeders & Offbearers (537063)	50	40	80.0	15	30.0	25	50.0	0	0.0	0	0.0
Packers & Packagers, Hand (537064)	680	209	30.7	465	68.4	80	11.8	165	24.3	45	6.6
Pumping Station Operators (537070)	15	15	100.0	0	0.0	15	100.0	0	0.0	0	0.0
Refuse & Recyclable Material Collectors (537081)	115	105	91.3	4	3.5	30	26.1	4	3.5	25	21.7
Misc. Material Moving Wrks (537XXX)	20	10	50.0	10	50.0	0	0.0	10	50.0	0	0.0
<b>Unemployed, No Civilian Work Experience Since 1995</b>	<b>2,070</b>	<b>1,178</b>	<b>56.9</b>	<b>884</b>	<b>42.7</b>	<b>430</b>	<b>20.8</b>	<b>375</b>	<b>18.1</b>	<b>395</b>	<b>19.1</b>

**CONNECTICUT OCCUPATIONAL STATISTICS**  
**for Equal Employment Opportunity and Affirmative Action Planning**  
**2000 Census of Population and Housing - Special EEO Tabulation**

**New Haven/Meriden PMSA**

Black Non-Hispanic		Hispanic in Any Race				All Other Non-Hispanic				Occupation
Female	%	Male	%	Female	%	Male	%	Female	%	
160	3.4	795	16.7	309	6.5	90	1.9	104	2.2	Material Moving Workers (537000)
0	0.0	0	0.0	0	0.0	4	2.4	20	12.1	Crane & Tower Operators (537021)
0	0.0	0	0.0	0	0.0	0	0.0	0	0.0	Dredge, Excavating, & Loading Mach Op (537030)
0	0.0	0	0.0	0	0.0	0	0.0	0	0.0	Hoist & Winch Operators (537041)
20	4.2	125	26.3	0	0.0	8	1.7	0	0.0	Industrial Truck & Tractor Operators (537051)
10	1.7	170	28.3	4	0.7	10	1.7	10	1.7	Cleaners of Vehicles & Equipment (537061)
55	2.1	345	13.4	75	2.9	64	2.5	64	2.5	Laborers & Freight, Stock, & Mat. Movers, Hand (537062)
15	30.0	15	30.0	0	0.0	0	0.0	0	0.0	Machine Feeders & Offbearers (537063)
60	8.8	80	11.8	230	33.8	4	0.6	10	1.5	Packers & Packagers, Hand (537064)
0	0.0	0	0.0	0	0.0	0	0.0	0	0.0	Pumping Station Operators (537070)
0	0.0	50	43.5	0	0.0	0	0.0	0	0.0	Refuse & Recyclable Material Collectors (537081)
0	0.0	10	50.0	0	0.0	0	0.0	0	0.0	Misc. Material Moving Wrkrs (537XXX)
<b>360</b>	<b>17.4</b>	<b>215</b>	<b>10.4</b>	<b>120</b>	<b>5.8</b>	<b>138</b>	<b>6.7</b>	<b>29</b>	<b>1.4</b>	<b>Unemployed, No Civilian Work Experience Since 1995</b>





2000

*Connecticut*

*Occupational*

*Statistics*

*STAMFORD/NORWALK  
MSA*

**CONNECTICUT OCCUPATIONAL STATISTICS**  
**for Equal Employment Opportunity and Affirmative Action Planning**  
**2000 Census of Population and Housing - Special EEO Tabulation**

**Stamford/Norwalk PMSA**

Occupation	Total All Races *	Total Civilian Labor Force				White Non-Hispanic				Black Non-Hispanic	
		Male	%	Female	%	Male	%	Female	%	Male	%
<b>Total Civilian Labor Force</b>	<b>181,171</b>	<b>99,041</b>	<b>54.7</b>	<b>81,809</b>	<b>45.2</b>	<b>75,002</b>	<b>41.4</b>	<b>59,929</b>	<b>33.1</b>	<b>6,768</b>	<b>3.7</b>
<b>MGMT., BUSINESS, &amp; FIN. OCCS. (110000)</b>	<b>46,119</b>	<b>29,189</b>	<b>63.3</b>	<b>16,917</b>	<b>36.7</b>	<b>25,928</b>	<b>56.2</b>	<b>14,245</b>	<b>30.9</b>	<b>588</b>	<b>1.3</b>
<b>Management Occupations (110001)</b>	<b>30,344</b>	<b>20,103</b>	<b>66.3</b>	<b>10,219</b>	<b>33.7</b>	<b>17,878</b>	<b>58.9</b>	<b>8,950</b>	<b>29.5</b>	<b>381</b>	<b>1.3</b>
Top Executives (111000)	7,590	5,970	78.7	1,603	21.1	5,504	72.5	1,520	20.0	74	1.0
Chief Executives (111011)	5,520	4,472	81.0	1,040	18.8	4,155	75.3	980	17.8	44	0.8
General & Operations Mgrs. (111021)	2,030	1,494	73.6	533	26.3	1,345	66.3	510	25.1	30	1.5
Legislators (111031)	40	4	10.0	30	75.0	4	10.0	30	75.0	0	0.0
Advert., Marketing, Promo., Pub. Rel. (112000)	5,875	3,324	56.6	2,564	43.6	3,015	51.3	2,325	39.6	60	1.0
Advertising & Promotions Mgrs. (112011)	555	245	44.1	314	56.6	225	40.5	310	55.9	10	1.8
Marketing & Sales Mgrs. (112020)	5,125	3,024	59.0	2,110	41.2	2,745	53.6	1,875	36.6	40	0.8
Public Relations Mgrs. (112031)	195	55	28.2	140	71.8	45	23.1	140	71.8	10	5.1
Operations Specialties Mgrs. (113000)	7,375	4,822	65.4	2,548	34.5	4,215	57.2	2,145	29.1	120	1.6
Administrative Services Mgrs. (113011)	255	124	48.6	134	52.5	105	41.2	115	45.1	15	5.9
Computer & Info. Systems Mgrs. (113021)	850	619	72.8	235	27.6	515	60.6	220	25.9	25	2.9
Financial Managers (113031)	4,565	3,170	69.4	1,395	30.6	2,840	62.2	1,200	26.3	55	1.2
Human Resources Mgrs. (113040)	860	424	49.3	434	50.5	360	41.9	400	46.5	25	2.9
Industrial Production Mgrs. (113051)	365	180	49.3	180	49.3	160	43.8	100	27.4	0	0.0
Purchasing Managers (113061)	245	100	40.8	140	57.1	80	32.7	95	38.8	0	0.0
Transp., Storage, & Dist. Mgrs. (113071)	235	205	87.2	30	12.8	155	66.0	15	6.4	0	0.0
Other Management Occupations (119000)	9,504	5,987	63.0	3,504	36.9	5,144	54.1	2,960	31.1	127	1.3
Farm, Ranch, & Other Agric. Mgrs. (119011)	60	60	100.0	0	0.0	60	100.0	0	0.0	0	0.0
Farmers & Ranchers (119012)	55	45	81.8	10	18.2	45	81.8	10	18.2	0	0.0
Construction Managers (119021)	850	764	89.9	80	9.4	710	83.5	80	9.4	4	0.5
Education Administrators (119030)	865	342	39.5	525	60.7	320	37.0	445	51.4	4	0.5
Engineering Managers (119041)	110	94	85.5	10	9.1	80	72.7	10	9.1	10	9.1
Food Service Managers (119051)	875	660	75.4	209	23.9	460	52.6	170	19.4	10	1.1
Funeral Directors (119061)	30	15	50.0	15	50.0	15	50.0	15	50.0	0	0.0
Gaming Managers (119071)	20	20	100.0	0	0.0	20	100.0	0	0.0	0	0.0
Lodging Managers (119081)	120	60	50.0	58	48.3	40	33.3	30	25.0	20	16.7
Medical & Health Services Mgrs. (119111)	520	110	21.2	409	78.7	85	16.3	365	70.2	0	0.0
Natural Sciences Managers (119121)	55	10	18.2	45	81.8	10	18.2	35	63.6	0	0.0
Postmasters & Mail Superintendents (119131)	4	4	100.0	0	0.0	4	100.0	0	0.0	0	0.0
Prop., Real Est., & Comm. Assoc. Mgrs. (119141)	780	550	70.5	235	30.1	490	62.8	190	24.4	0	0.0
Social & Community Service Managers (119151)	335	89	26.6	248	74.0	85	25.4	180	53.7	4	1.2
Managers, All Other (119199)	4,825	3,164	65.6	1,660	34.4	2,720	56.4	1,430	29.6	75	1.6
<b>Business &amp; Financial Oper. Occs. (130001)</b>	<b>15,775</b>	<b>9,086</b>	<b>57.6</b>	<b>6,698</b>	<b>42.5</b>	<b>8,050</b>	<b>51.0</b>	<b>5,295</b>	<b>33.6</b>	<b>207</b>	<b>1.3</b>
Business Operations Specialists (131000)	7,060	3,591	50.9	3,483	49.3	3,070	43.5	2,905	41.1	134	1.9
Agents & Bus. Mgrs. of Artists, Etc. (131011)	100	40	40.0	60	60.0	40	40.0	50	50.0	0	0.0
Purch. Agts & Buyers, Farm Prod. (131021)	10	0	0.0	10	100.0	0	0.0	0	0.0	0	0.0
Whsle & Ret. Buyers, Exc. Farm Prod. (131022)	490	142	29.0	349	71.2	110	22.4	330	67.3	0	0.0
Purch. Agts, Exc. Whsle, Ret., Etc. (131023)	285	148	51.9	134	47.0	120	42.1	100	35.1	10	3.5
Claims Adj., Appr., Examiners, & Invest. (131030)	140	60	42.9	80	57.1	60	42.9	65	46.4	0	0.0
Compliance Officers, Exc. Agri., Etc. (131041)	115	33	28.7	80	69.6	25	21.7	60	52.2	4	3.5
Cost Estimators (131051)	120	120	100.0	0	0.0	120	100.0	0	0.0	0	0.0
Human Res., Training, & Labor Rel. Spec. (131070)	2,085	695	33.3	1,400	67.1	600	28.8	1,095	52.5	50	2.4
Logisticians (131081)	50	24	48.0	24	48.0	20	40.0	20	40.0	0	0.0
Management Analysts (131111)	3,285	2,210	67.3	1,083	33.0	1,895	57.7	970	29.5	35	1.1
Meeting & Convention Planners (131121)	170	30	17.6	139	81.8	20	11.8	115	67.6	10	5.9
Other Business Operations Specialists (1311XX)	210	89	42.4	124	59.0	60	28.6	100	47.6	25	11.9
Financial Specialists (132000)	8,715	5,495	63.1	3,215	36.9	4,980	57.1	2,390	27.4	73	0.8
Accountants & Auditors (132011)	4,780	2,649	55.4	2,129	44.5	2,385	49.9	1,540	32.2	49	1.0
Appraisers & Assessors of Real Estate (132021)	115	85	73.9	35	30.4	85	73.9	35	30.4	0	0.0

**CONNECTICUT OCCUPATIONAL STATISTICS**  
**for Equal Employment Opportunity and Affirmative Action Planning**  
**2000 Census of Population and Housing - Special EEO Tabulation**

**Stamford/Norwalk PMSA**

Black Non-Hispanic		Hispanic in Any Race				All Other Non-Hispanic				Occupation
Female	%	Male	%	Female	%	Male	%	Female	%	
9,504	5.2	11,515	6.4	8,199	4.5	5,756	3.2	4,177	2.3	<b>Total Civilian Labor Force</b>
1,065	2.3	1,092	2.4	604	1.3	1,581	3.4	1,003	2.2	<b>MGMT., BUSINESS, &amp; FIN. OCCS. (110000)</b>
422	1.4	816	2.7	317	1.0	1,028	3.4	530	1.7	<b>Management Occupations (110001)</b>
29	0.4	114	1.5	20	0.3	278	3.7	34	0.4	Top Executives (111000)
10	0.2	85	1.5	20	0.4	188	3.4	30	0.5	Chief Executives (111011)
19	0.9	29	1.4	0	0.0	90	4.4	4	0.2	General & Operations Mgrs. (111021)
0	0.0	0	0.0	0	0.0	0	0.0	0	0.0	Legislators (111031)
59	1.0	65	1.1	50	0.9	184	3.1	130	2.2	Advert., Marketing., Promo., Pub. Rel. (112000)
4	0.7	0	0.0	0	0.0	10	1.8	0	0.0	Advertising & Promotions Mgrs. (112011)
55	1.1	65	1.3	50	1.0	174	3.4	130	2.5	Marketing & Sales Mgrs. (112020)
0	0.0	0	0.0	0	0.0	0	0.0	0	0.0	Public Relations Mgrs. (112031)
140	1.9	258	3.5	84	1.1	229	3.1	179	2.4	Operations Specialties Mgrs. (113000)
0	0.0	4	1.6	19	7.5	0	0.0	0	0.0	Administrative Services Mgrs. (113011)
0	0.0	24	2.8	0	0.0	55	6.5	15	1.8	Computer & Info. Systems Mgrs. (113021)
55	1.2	105	2.3	35	0.8	170	3.7	105	2.3	Financial Managers (113031)
20	2.3	35	4.1	0	0.0	4	0.5	14	1.6	Human Resources Mgrs. (113040)
20	5.5	20	5.5	30	8.2	0	0.0	30	8.2	Industrial Production Mgrs. (113051)
30	12.2	20	8.2	0	0.0	0	0.0	15	6.1	Purchasing Managers (113061)
15	6.4	50	21.3	0	0.0	0	0.0	0	0.0	Transp., Storage, & Dist. Mgrs. (113071)
194	2.0	379	4.0	163	1.7	337	3.5	187	2.0	Other Management Occupations (119000)
0	0.0	0	0.0	0	0.0	0	0.0	0	0.0	Farm, Ranch, & Other Agric. Mgrs. (119011)
0	0.0	0	0.0	0	0.0	0	0.0	0	0.0	Farmers & Ranchers (119012)
0	0.0	50	5.9	0	0.0	0	0.0	0	0.0	Construction Managers (119021)
25	2.9	14	1.6	20	2.3	4	0.5	35	4.0	Education Administrators (119030)
0	0.0	0	0.0	0	0.0	4	3.6	0	0.0	Engineering Managers (119041)
0	0.0	120	13.7	35	4.0	70	8.0	4	0.5	Food Service Managers (119051)
0	0.0	0	0.0	0	0.0	0	0.0	0	0.0	Funeral Directors (119061)
0	0.0	0	0.0	0	0.0	0	0.0	0	0.0	Gaming Managers (119071)
4	3.3	0	0.0	0	0.0	0	0.0	24	20.0	Lodging Managers (119081)
30	5.8	0	0.0	4	0.8	25	4.8	10	1.9	Medical & Health Services Mgrs. (119111)
0	0.0	0	0.0	0	0.0	0	0.0	10	18.2	Natural Sciences Managers (119121)
0	0.0	0	0.0	0	0.0	0	0.0	0	0.0	Postmasters & Mail Superintendents (119131)
25	3.2	60	7.7	20	2.6	0	0.0	0	0.0	Prop., Real Est., & Comm. Assoc. Mgrs. (119141)
50	14.9	0	0.0	14	4.2	0	0.0	4	1.2	Social & Community Service Managers (119151)
60	1.2	135	2.8	70	1.5	234	4.8	100	2.1	Managers, All Other (119199)
643	4.1	276	1.7	287	1.8	553	3.5	473	3.0	<b>Business &amp; Financial Oper. Occs. (130001)</b>
303	4.3	142	2.0	139	2.0	245	3.5	136	1.9	Business Operations Specialists (131000)
10	10.0	0	0.0	0	0.0	0	0.0	0	0.0	Agents & Bus. Mgrs. of Artists, Etc. (131011)
10	100.0	0	0.0	0	0.0	0	0.0	0	0.0	Purch. Agts & Buyers, Farm Prod. (131021)
4	0.8	14	2.9	15	3.1	18	3.7	0	0.0	Whsle & Ret. Buyers, Exc. Farm Prod. (131022)
15	5.3	10	3.5	15	5.3	8	2.8	4	1.4	Purch. Agts, Exc. Whsle, Ret., Etc. (131023)
15	10.7	0	0.0	0	0.0	0	0.0	0	0.0	Claims Adj., Appr., Examiners, & Invest. (131030)
0	0.0	4	3.5	0	0.0	0	0.0	20	17.4	Compliance Officers, Exc. Agri., Etc. (131041)
0	0.0	0	0.0	0	0.0	0	0.0	0	0.0	Cost Estimators (131051)
180	8.6	20	1.0	65	3.1	25	1.2	60	2.9	Human Res., Training, & Labor Rel. Spec. (131070)
4	8.0	4	8.0	0	0.0	0	0.0	0	0.0	Logisticians (131081)
55	1.7	90	2.7	10	0.3	190	5.8	48	1.5	Management Analysts (131111)
0	0.0	0	0.0	20	11.8	0	0.0	4	2.4	Meeting & Convention Planners (131121)
10	4.8	0	0.0	14	6.7	4	1.9	0	0.0	Other Business Operations Specialists (1311XX)
340	3.9	134	1.5	148	1.7	308	3.5	337	3.9	Financial Specialists (132000)
290	6.1	60	1.3	70	1.5	155	3.2	229	4.8	Accountants & Auditors (132011)
0	0.0	0	0.0	0	0.0	0	0.0	0	0.0	Appraisers & Assessors of Real Estate (132021)

**CONNECTICUT OCCUPATIONAL STATISTICS**  
**for Equal Employment Opportunity and Affirmative Action Planning**  
**2000 Census of Population and Housing - Special EEO Tabulation**

**Stamford/Norwalk PMSA**

Occupation	Total All Races *	Total Civilian Labor Force				White Non-Hispanic				Black Non-Hispanic	
		Male	%	Female	%	Male	%	Female	%	Male	%
Budget Analysts (132031)	35	20	57.1	20	57.1	20	57.1	20	57.1	0	0.0
Credit Analysts (132041)	85	40	47.1	45	52.9	20	23.5	30	35.3	10	11.8
Financial Analysts (132051)	975	720	73.8	248	25.4	660	67.7	205	21.0	0	0.0
Personal Financial Advisors (132052)	1,735	1,370	79.0	365	21.0	1,260	72.6	260	15.0	10	0.6
Insurance Underwriters (132053)	145	94	64.8	50	34.5	80	55.2	50	34.5	0	0.0
Financial Examiners (132061)	0	0	0.0	0	0.0	0	0.0	0	0.0	0	0.0
Loan Counselors & Officers (132070)	480	299	62.3	179	37.3	285	59.4	165	34.4	0	0.0
Tax Examiners, Collectors, & Rev. Agts (132081)	10	10	100.0	0	0.0	10	100.0	0	0.0	0	0.0
Tax Preparers (132082)	190	113	59.5	75	39.5	95	50.0	65	34.2	4	2.1
Financial Specialists, All Other (132099)	165	95	57.6	69	41.8	80	48.5	20	12.1	0	0.0
<b>PROFESSIONAL &amp; RELATED OCCUPATIONS (150000)</b>	<b>41,121</b>	<b>18,687</b>	<b>45.4</b>	<b>22,283</b>	<b>54.2</b>	<b>15,645</b>	<b>38.0</b>	<b>18,445</b>	<b>44.9</b>	<b>708</b>	<b>1.7</b>
<b>Computer &amp; Mathematical Occupations (150001)</b>	<b>6,110</b>	<b>4,189</b>	<b>68.6</b>	<b>1,911</b>	<b>31.3</b>	<b>3,020</b>	<b>49.4</b>	<b>1,295</b>	<b>21.2</b>	<b>150</b>	<b>2.5</b>
Computer Specialists (151000)	5,610	3,834	68.3	1,762	31.4	2,720	48.5	1,170	20.9	150	2.7
Computer Programmers (151021)	1,110	715	64.4	395	35.6	530	47.7	240	21.6	15	1.4
Computer Software Engineers (151030)	1,105	810	73.3	294	26.6	470	42.5	175	15.8	35	3.2
Computer Support Specialists (151041)	355	213	60.0	134	37.7	145	40.8	105	29.6	25	7.0
Database Administrators (151061)	180	90	50.0	89	49.4	50	27.8	50	27.8	0	0.0
Network & Computer Syst. Admins. (151071)	310	208	67.1	95	30.6	170	54.8	60	19.4	0	0.0
Network Sys. & Data Comm. Analysts (151081)	810	630	77.8	190	23.5	480	59.3	155	19.1	25	3.1
Computer Scientists & Sys. Analysts (1510XX)	1,740	1,168	67.1	565	32.5	875	50.3	385	22.1	50	2.9
Mathematical Scientists (152000)	500	355	71.0	149	29.8	300	60.0	125	25.0	0	0.0
Actuaries (152011)	285	240	84.2	49	17.2	215	75.4	25	8.8	0	0.0
Operations Research Analysts (152031)	120	75	62.5	45	37.5	55	45.8	45	37.5	0	0.0
Misc. Math Science Occupations (1520XX)	95	40	42.1	55	57.9	30	31.6	55	57.9	0	0.0
<b>Architecture &amp; Engineering Occs. (170001)</b>	<b>2,373</b>	<b>1,998</b>	<b>84.2</b>	<b>375</b>	<b>15.8</b>	<b>1,669</b>	<b>70.3</b>	<b>345</b>	<b>14.5</b>	<b>34</b>	<b>1.4</b>
Architects, Surveyors, & Cartographers (171000)	680	524	77.1	160	23.5	455	66.9	160	23.5	0	0.0
Architects, Except Naval (171010)	645	489	75.8	160	24.8	420	65.1	160	24.8	0	0.0
Surv., Cartog., & Photogrammetrists (171020)	35	35	100.0	0	0.0	35	100.0	0	0.0	0	0.0
Engineers (172000)	1,333	1,161	87.1	165	12.4	1,014	76.1	135	10.1	10	0.8
Aerospace Engineers (172011)	20	20	100.0	0	0.0	20	100.0	0	0.0	0	0.0
Chemical Engineers (172041)	90	74	82.2	15	16.7	70	77.8	15	16.7	0	0.0
Civil Engineers (172051)	270	224	83.0	45	16.7	205	75.9	45	16.7	0	0.0
Computer Hardware Engineers (172061)	145	119	82.1	20	13.8	105	72.4	20	13.8	10	6.9
Electrical & Electronics Engineers (172070)	270	244	90.4	25	9.3	200	74.1	25	9.3	0	0.0
Environmental Engineers (172081)	50	50	100.0	0	0.0	50	100.0	0	0.0	0	0.0
Ind. Engineers, Incl. Health & Safety (172110)	90	60	66.7	30	33.3	60	66.7	10	11.1	0	0.0
Marine Engineers & Naval Architects (172121)	4	4	100.0	0	0.0	0	0.0	0	0.0	0	0.0
Materials Engineers (172131)	10	10	100.0	0	0.0	10	100.0	0	0.0	0	0.0
Mechanical Engineers (172141)	100	78	78.0	20	20.0	60	60.0	20	20.0	0	0.0
Nuclear Engineers (172161)	0	0	0.0	0	0.0	0	0.0	0	0.0	0	0.0
Petroleum, Mining & Geological Engrs. (1721XX)	4	4	100.0	0	0.0	4	100.0	0	0.0	0	0.0
Miscellaneous Engineers, Incl. Agric. (172XXX)	280	274	97.9	10	3.6	230	82.1	0	0.0	0	0.0
Drafters, Engrng. & Mapping Techs. (173000)	360	313	86.9	50	13.9	200	55.6	50	13.9	24	6.7
Drafters (173010)	125	109	87.2	15	12.0	85	68.0	15	12.0	20	16.0
Engineering Technicians, Exc. Drafters (173020)	205	184	89.8	25	12.2	95	46.3	25	12.2	4	2.0
Surveying & Mapping Technicians (173031)	30	20	66.7	10	33.3	20	66.7	10	33.3	0	0.0
<b>Life, Physical, &amp; Social Science Occs. (190001)</b>	<b>2,134</b>	<b>1,065</b>	<b>49.9</b>	<b>1,060</b>	<b>49.7</b>	<b>868</b>	<b>40.7</b>	<b>849</b>	<b>39.8</b>	<b>58</b>	<b>2.7</b>
Life Scientists (191000)	190	109	57.4	75	39.5	80	42.1	45	23.7	10	5.3
Agricultural & Food Scientists (191010)	20	20	100.0	0	0.0	20	100.0	0	0.0	0	0.0
Biological Scientists (191020)	50	25	50.0	25	50.0	25	50.0	25	50.0	0	0.0
Conservation Scientists & Foresters (191030)	0	0	0.0	0	0.0	0	0.0	0	0.0	0	0.0
Medical Scientists (191040)	120	64	53.3	50	41.7	35	29.2	20	16.7	10	8.3

**CONNECTICUT OCCUPATIONAL STATISTICS**  
**for Equal Employment Opportunity and Affirmative Action Planning**  
**2000 Census of Population and Housing - Special EEO Tabulation**

**Stamford/Norwalk PMSA**

Black Non-Hispanic		Hispanic in Any Race				All Other Non-Hispanic				Occupation
Female	%	Male	%	Female	%	Male	%	Female	%	
0	0.0	0	0.0	0	0.0	0	0.0	0	0.0	Budget Analysts (132031)
0	0.0	0	0.0	15	17.6	10	11.8	0	0.0	Credit Analysts (132041)
10	1.0	0	0.0	4	0.4	60	6.2	29	3.0	Financial Analysts (132051)
20	1.2	50	2.9	20	1.2	50	2.9	65	3.7	Personal Financial Advisors (132052)
0	0.0	4	2.8	0	0.0	10	6.9	0	0.0	Insurance Underwriters (132053)
0	0.0	0	0.0	0	0.0	0	0.0	0	0.0	Financial Examiners (132061)
0	0.0	10	2.1	4	0.8	4	0.8	10	2.1	Loan Counselors & Officers (132070)
0	0.0	0	0.0	0	0.0	0	0.0	0	0.0	Tax Examiners, Collectors, & Rev. Agts (132081)
0	0.0	10	5.3	10	5.3	4	2.1	0	0.0	Tax Preparers (132082)
20	12.1	0	0.0	25	15.2	15	9.1	4	2.4	Financial Specialists, All Other (132099)
<b>1,609</b>	<b>3.9</b>	<b>699</b>	<b>1.7</b>	<b>919</b>	<b>2.2</b>	<b>1,635</b>	<b>4.0</b>	<b>1,310</b>	<b>3.2</b>	<b>PROFESSIONAL &amp; RELATED OCCUPATIONS (150000)</b>
<b>189</b>	<b>3.1</b>	<b>229</b>	<b>3.7</b>	<b>97</b>	<b>1.6</b>	<b>790</b>	<b>12.9</b>	<b>330</b>	<b>5.4</b>	<b>Computer &amp; Mathematical Occupations (150001)</b>
169	3.0	209	3.7	93	1.7	755	13.5	330	5.9	Computer Specialists (151000)
45	4.1	30	2.7	25	2.3	140	12.6	85	7.7	Computer Programmers (151021)
10	0.9	25	2.3	4	0.4	280	25.3	105	9.5	Computer Software Engineers (151030)
4	1.1	35	9.9	25	7.0	8	2.3	0	0.0	Computer Support Specialists (151041)
15	8.3	10	5.6	4	2.2	30	16.7	20	11.1	Database Administrators (151061)
20	6.5	24	7.7	0	0.0	14	4.5	15	4.8	Network & Computer Syst. Admins. (151071)
15	1.9	45	5.6	0	0.0	80	9.9	20	2.5	Network Sys. & Data Comm. Analysts (151081)
60	3.4	40	2.3	35	2.0	203	11.7	85	4.9	Computer Scientists & Sys. Analysts (1510XX)
20	4.0	20	4.0	4	0.8	35	7.0	0	0.0	Mathematical Scientists (152000)
20	7.0	10	3.5	4	1.4	15	5.3	0	0.0	Actuaries (152011)
0	0.0	0	0.0	0	0.0	20	16.7	0	0.0	Operations Research Analysts (152031)
0	0.0	10	10.5	0	0.0	0	0.0	0	0.0	Misc. Math Science Occupations (1520XX)
<b>0</b>	<b>0.0</b>	<b>116</b>	<b>4.9</b>	<b>20</b>	<b>0.8</b>	<b>179</b>	<b>7.5</b>	<b>10</b>	<b>0.4</b>	<b>Architecture &amp; Engineering Occs. (170001)</b>
0	0.0	25	3.7	0	0.0	44	6.5	0	0.0	Architects, Surveyors, & Cartographers (171000)
0	0.0	25	3.9	0	0.0	44	6.8	0	0.0	Architects, Except Naval (171010)
0	0.0	0	0.0	0	0.0	0	0.0	0	0.0	Surv., Cartog., & Photogrammetrists (171020)
0	0.0	52	3.9	20	1.5	85	6.4	10	0.8	Engineers (172000)
0	0.0	0	0.0	0	0.0	0	0.0	0	0.0	Aerospace Engineers (172011)
0	0.0	0	0.0	0	0.0	4	4.4	0	0.0	Chemical Engineers (172041)
0	0.0	4	1.5	0	0.0	15	5.6	0	0.0	Civil Engineers (172051)
0	0.0	0	0.0	0	0.0	4	2.8	0	0.0	Computer Hardware Engineers (172061)
0	0.0	0	0.0	0	0.0	44	16.3	0	0.0	Electrical & Electronics Engineers (172070)
0	0.0	0	0.0	0	0.0	0	0.0	0	0.0	Environmental Engineers (172081)
0	0.0	0	0.0	20	22.2	0	0.0	0	0.0	Ind. Engineers, Incl. Health & Safety (172110)
0	0.0	0	0.0	0	0.0	4	100.0	0	0.0	Marine Engineers & Naval Architects (172121)
0	0.0	0	0.0	0	0.0	0	0.0	0	0.0	Materials Engineers (172131)
0	0.0	8	8.0	0	0.0	10	10.0	0	0.0	Mechanical Engineers (172141)
0	0.0	0	0.0	0	0.0	0	0.0	0	0.0	Nuclear Engineers (172161)
0	0.0	0	0.0	0	0.0	0	0.0	0	0.0	Petroleum, Mining & Geological Engrs. (1721XX)
0	0.0	40	14.3	0	0.0	4	1.4	10	3.6	Miscellaneous Engineers, Incl. Agric. (172XXX)
0	0.0	39	10.8	0	0.0	50	13.9	0	0.0	Drafters, Engrng. & Mapping Techs. (173000)
0	0.0	4	3.2	0	0.0	0	0.0	0	0.0	Drafters (173010)
0	0.0	35	17.1	0	0.0	50	24.4	0	0.0	Engineering Technicians, Exc. Drafters (173020)
0	0.0	0	0.0	0	0.0	0	0.0	0	0.0	Surveying & Mapping Technicians (173031)
<b>49</b>	<b>2.3</b>	<b>55</b>	<b>2.6</b>	<b>53</b>	<b>2.5</b>	<b>84</b>	<b>3.9</b>	<b>109</b>	<b>5.1</b>	<b>Life, Physical, &amp; Social Science Occs. (190001)</b>
10	5.3	4	2.1	0	0.0	15	7.9	20	10.5	Life Scientists (191000)
0	0.0	0	0.0	0	0.0	0	0.0	0	0.0	Agricultural & Food Scientists (191010)
0	0.0	0	0.0	0	0.0	0	0.0	0	0.0	Biological Scientists (191020)
0	0.0	0	0.0	0	0.0	0	0.0	0	0.0	Conservation Scientists & Foresters (191030)
10	8.3	4	3.3	0	0.0	15	12.5	20	16.7	Medical Scientists (191040)

**CONNECTICUT OCCUPATIONAL STATISTICS**  
**for Equal Employment Opportunity and Affirmative Action Planning**  
**2000 Census of Population and Housing - Special EEO Tabulation**

**Stamford/Norwalk PMSA**

Occupation	Total All Races *	Total Civilian Labor Force				White Non-Hispanic				Black Non-Hispanic	
		Male	%	Female	%	Male	%	Female	%	Male	%
Physical Scientists (192000)	314	166	52.9	152	48.4	144	45.9	115	36.6	0	0.0
Astronomers & Physicists (192010)	0	0	0.0	0	0.0	0	0.0	0	0.0	0	0.0
Atmospheric & Space Scientists (192021)	4	4	100.0	0	0.0	4	100.0	0	0.0	0	0.0
Chemists & Materials Scientists (192030)	140	73	52.1	64	45.7	55	39.3	35	25.0	0	0.0
Environ. Scientists & Geoscientists (192040)	45	40	88.9	10	22.2	40	88.9	10	22.2	0	0.0
Physical Scientists, All Other (192099)	125	49	39.2	78	62.4	45	36.0	70	56.0	0	0.0
Social Scientists & Related Workers (193000)	1,360	648	47.6	715	52.6	599	44.0	610	44.9	4	0.3
Economists (193011)	185	145	78.4	45	24.3	135	73.0	35	18.9	0	0.0
Market & Survey Researchers (193020)	540	280	51.9	260	48.1	270	50.0	190	35.2	0	0.0
Psychologists (193030)	525	175	33.3	350	66.7	150	28.6	325	61.9	0	0.0
Urban & Regional Planners (193051)	80	40	50.0	40	50.0	40	50.0	40	50.0	0	0.0
Misc. Soc. Scientists, Incl. Sociologists (1930XX)	30	8	26.7	20	66.7	4	13.3	20	66.7	4	13.3
Life, Physical, & Soc.Science Techs. (194000)	270	142	52.6	118	43.7	45	16.7	79	29.3	44	16.3
Agric. & Food Science Technicians (194011)	35	35	100.0	0	0.0	10	28.6	0	0.0	0	0.0
Biological Technicians (194021)	0	0	0.0	0	0.0	0	0.0	0	0.0	0	0.0
Chemical Technicians (194031)	130	88	67.7	33	25.4	20	15.4	4	3.1	40	30.8
Geological & Petroleum Technicians (194041)	0	0	0.0	0	0.0	0	0.0	0	0.0	0	0.0
Misc. Life, Phy., & Soc. Sci. Techs. (1940XX)	105	19	18.1	85	81.0	15	14.3	75	71.4	4	3.8
<b>Community &amp; Social Services Occs. (210001)</b>	<b>2,215</b>	<b>762</b>	<b>34.4</b>	<b>1,449</b>	<b>65.4</b>	<b>550</b>	<b>24.8</b>	<b>1,055</b>	<b>47.6</b>	<b>100</b>	<b>4.5</b>
Counselors, Soc. Workers, & Others (211000)	1,655	357	21.6	1,294	78.2	260	15.7	915	55.3	75	4.5
Counselors (211010)	720	165	22.9	555	77.1	145	20.1	420	58.3	20	2.8
Social Workers (211020)	720	123	17.1	594	82.5	85	11.8	435	60.4	30	4.2
Misc. Comm. & Soc. Serv. Specialists (211090)	215	69	32.1	145	67.4	30	14.0	60	27.9	25	11.6
Religious Workers (212000)	560	405	72.3	155	27.7	290	51.8	140	25.0	25	4.5
Clergy (212011)	445	365	82.0	80	18.0	270	60.7	80	18.0	15	3.4
Directors, Religious Activities & Educ. (212021)	45	10	22.2	35	77.8	10	22.2	35	77.8	0	0.0
Religious Workers, All Other (212099)	70	30	42.9	40	57.1	10	14.3	25	35.7	10	14.3
<b>Legal Occupations (230001)</b>	<b>4,385</b>	<b>2,998</b>	<b>68.4</b>	<b>1,385</b>	<b>31.6</b>	<b>2,865</b>	<b>65.3</b>	<b>1,180</b>	<b>26.9</b>	<b>40</b>	<b>0.9</b>
Lawyers, Judges, & Related Workers (231000)	3,705	2,848	76.9	855	23.1	2,725	73.5	735	19.8	40	1.1
Lawyers (231011)	3,590	2,788	77.7	800	22.3	2,665	74.2	690	19.2	40	1.1
Judges, Magistrates, & Other Jud. Wrks (231020)	115	60	52.2	55	47.8	60	52.2	45	39.1	0	0.0
Legal Support Workers (232000)	680	150	22.1	530	77.9	140	20.6	445	65.4	0	0.0
Paralegals & Legal Assistants (232011)	490	30	6.1	455	92.9	30	6.1	390	79.6	0	0.0
Miscellaneous Legal Support Workers (232090)	190	120	63.2	75	39.5	110	57.9	55	28.9	0	0.0
<b>Education, Training, &amp; Library Occs. (250001)</b>	<b>10,125</b>	<b>2,098</b>	<b>20.7</b>	<b>7,999</b>	<b>79.0</b>	<b>1,803</b>	<b>17.8</b>	<b>6,915</b>	<b>68.3</b>	<b>109</b>	<b>1.1</b>
Postsecondary Teachers (251000)	1,015	409	40.3	595	58.6	310	30.5	485	47.8	45	4.4
Primary, Sec. & Special Ed. Teachers (252000)	6,435	1,243	19.3	5,188	80.6	1,119	17.4	4,640	72.1	39	0.6
Preschool & Kindergarten Teachers (252010)	1,075	0	0.0	1,080	100.5	0	0.0	915	85.1	0	0.0
Elementary & Middle School Teachers (252020)	4,105	865	21.1	3,229	78.7	765	18.6	2,905	70.8	35	0.9
Secondary School Teachers (252030)	1,070	374	35.0	700	65.4	350	32.7	645	60.3	4	0.4
Special Education Teachers (252040)	185	4	2.2	179	96.8	4	2.2	175	94.6	0	0.0
Other Teachers & Instructors (253000)	850	224	26.4	623	73.3	185	21.8	540	63.5	15	1.8
Librarians, Curators, & Archivists (254000)	520	83	16.0	433	83.3	64	12.3	425	81.7	0	0.0
Archivists, Curators, & Museum Techs. (254010)	60	39	65.0	20	33.3	20	33.3	20	33.3	0	0.0
Librarians (254021)	420	40	9.5	378	90.0	40	9.5	370	88.1	0	0.0
Library Technicians (254031)	40	4	10.0	35	87.5	4	10.0	35	87.5	0	0.0
Other Educ., Training, & Library Occs. (259000)	1,305	139	10.7	1,160	88.9	125	9.6	825	63.2	10	0.8
Teacher Assistants (259041)	1,235	135	10.9	1,095	88.7	125	10.1	760	61.5	10	0.8
Other Educ., Training, & Library Wrks (2590XX)	70	4	5.7	65	92.9	0	0.0	65	92.9	0	0.0
<b>Arts, Des., Entert., Sports, &amp; Media Occs. (270001)</b>	<b>6,960</b>	<b>3,351</b>	<b>48.1</b>	<b>3,561</b>	<b>51.2</b>	<b>3,069</b>	<b>44.1</b>	<b>3,248</b>	<b>46.7</b>	<b>118</b>	<b>1.7</b>
Art & Design Workers (271000)	2,975	1,081	36.3	1,888	63.5	970	32.6	1,725	58.0	55	1.8
Artists & Related Workers (271010)	670	297	44.3	363	54.2	260	38.8	355	53.0	25	3.7



**CONNECTICUT OCCUPATIONAL STATISTICS**  
**for Equal Employment Opportunity and Affirmative Action Planning**  
**2000 Census of Population and Housing - Special EEO Tabulation**

**Stamford/Norwalk PMSA**

Black Non-Hispanic		Hispanic in Any Race				All Other Non-Hispanic				Occupation
Female	%	Male	%	Female	%	Male	%	Female	%	
4	1.3	8	2.5	19	6.1	14	4.5	14	4.5	Physical Scientists (192000)
0	0.0	0	0.0	0	0.0	0	0.0	0	0.0	Astronomers & Physicists (192010)
0	0.0	0	0.0	0	0.0	0	0.0	0	0.0	Atmospheric & Space Scientists (192021)
4	2.9	4	2.9	15	10.7	14	10.0	10	7.1	Chemists & Materials Scientists (192030)
0	0.0	0	0.0	0	0.0	0	0.0	0	0.0	Environ. Scientists & Geoscientists (192040)
0	0.0	4	3.2	4	3.2	0	0.0	4	3.2	Physical Scientists, All Other (192099)
10	0.7	10	0.7	20	1.5	35	2.6	75	5.5	Social Scientists & Related Workers (193000)
0	0.0	10	5.4	0	0.0	0	0.0	10	5.4	Economists (193011)
10	1.9	0	0.0	20	3.7	10	1.9	40	7.4	Market & Survey Researchers (193020)
0	0.0	0	0.0	0	0.0	25	4.8	25	4.8	Psychologists (193030)
0	0.0	0	0.0	0	0.0	0	0.0	0	0.0	Urban & Regional Planners (193051)
0	0.0	0	0.0	0	0.0	0	0.0	0	0.0	Misc. Soc. Scientists, Incl. Sociologists (1930XX)
25	9.3	33	12.2	14	5.2	20	7.4	0	0.0	Life, Physical, & Soc. Science Techs. (194000)
0	0.0	25	71.4	0	0.0	0	0.0	0	0.0	Agric. & Food Science Technicians (194011)
0	0.0	0	0.0	0	0.0	0	0.0	0	0.0	Biological Technicians (194021)
25	19.2	8	6.2	4	3.1	20	15.4	0	0.0	Chemical Technicians (194031)
0	0.0	0	0.0	0	0.0	0	0.0	0	0.0	Geological & Petroleum Technicians (194041)
0	0.0	0	0.0	10	9.5	0	0.0	0	0.0	Misc. Life, Phy., & Soc. Sci. Techs. (1940XX)
<b>230</b>	<b>10.4</b>	<b>58</b>	<b>2.6</b>	<b>145</b>	<b>6.5</b>	<b>54</b>	<b>2.4</b>	<b>19</b>	<b>0.9</b>	<b>Community &amp; Social Services Occs. (210001)</b>
230	13.9	18	1.1	130	7.9	4	0.2	19	1.1	Counselors, Soc. Workers, & Others (211000)
80	11.1	0	0.0	40	5.6	0	0.0	15	2.1	Counselors (211010)
95	13.2	4	0.6	60	8.3	4	0.6	4	0.6	Social Workers (211020)
55	25.6	14	6.5	30	14.0	0	0.0	0	0.0	Misc. Comm. & Soc. Serv. Specialists (211090)
0	0.0	40	7.1	15	2.7	50	8.9	0	0.0	Religious Workers (212000)
0	0.0	30	6.7	0	0.0	50	11.2	0	0.0	Clergy (212011)
0	0.0	0	0.0	0	0.0	0	0.0	0	0.0	Directors, Religious Activities & Educ. (212021)
0	0.0	10	14.3	15	21.4	0	0.0	0	0.0	Religious Workers, All Other (212099)
<b>105</b>	<b>2.4</b>	<b>4</b>	<b>0.1</b>	<b>55</b>	<b>1.3</b>	<b>89</b>	<b>2.0</b>	<b>45</b>	<b>1.0</b>	<b>Legal Occupations (230001)</b>
70	1.9	4	0.1	30	0.8	79	2.1	20	0.5	Lawyers, Judges, & Related Workers (231000)
60	1.7	4	0.1	30	0.8	79	2.2	20	0.6	Lawyers (231011)
10	8.7	0	0.0	0	0.0	0	0.0	0	0.0	Judges, Magistrates, & Other Jud. Wrks (231020)
35	5.1	0	0.0	25	3.7	10	1.5	25	3.7	Legal Support Workers (232000)
25	5.1	0	0.0	25	5.1	0	0.0	15	3.1	Paralegals & Legal Assistants (232011)
10	5.3	0	0.0	0	0.0	10	5.3	10	5.3	Miscellaneous Legal Support Workers (232090)
<b>459</b>	<b>4.5</b>	<b>73</b>	<b>0.7</b>	<b>324</b>	<b>3.2</b>	<b>113</b>	<b>1.1</b>	<b>301</b>	<b>3.0</b>	<b>Education, Training, &amp; Library Occs. (250001)</b>
35	3.4	15	1.5	10	1.0	39	3.8	65	6.4	Postsecondary Teachers (251000)
269	4.2	30	0.5	110	1.7	55	0.9	169	2.6	Primary, Sec. & Special Ed. Teachers (252000)
95	8.8	0	0.0	30	2.8	0	0.0	40	3.7	Preschool & Kindergarten Teachers (252010)
140	3.4	10	0.2	65	1.6	55	1.3	119	2.9	Elementary & Middle School Teachers (252020)
30	2.8	20	1.9	15	1.4	0	0.0	10	0.9	Secondary School Teachers (252030)
4	2.2	0	0.0	0	0.0	0	0.0	0	0.0	Special Education Teachers (252040)
25	2.9	24	2.8	40	4.7	0	0.0	18	2.1	Other Teachers & Instructors (253000)
0	0.0	0	0.0	4	0.8	19	3.7	4	0.8	Librarians, Curators, & Archivists (254000)
0	0.0	0	0.0	0	0.0	19	31.7	0	0.0	Archivists, Curators, & Museum Techs. (254010)
0	0.0	0	0.0	4	1.0	0	0.0	4	1.0	Librarians (254021)
0	0.0	0	0.0	0	0.0	0	0.0	0	0.0	Library Technicians (254031)
130	10.0	4	0.3	160	12.3	0	0.0	45	3.4	Other Educ., Training, & Library Occs. (259000)
130	10.5	0	0.0	160	13.0	0	0.0	45	3.6	Teacher Assistants (259041)
0	0.0	4	5.7	0	0.0	0	0.0	0	0.0	Other Educ., Training, & Library Wrks (2590XX)
<b>68</b>	<b>1.0</b>	<b>75</b>	<b>1.1</b>	<b>119</b>	<b>1.7</b>	<b>89</b>	<b>1.3</b>	<b>126</b>	<b>1.8</b>	<b>Arts, Des., Entert., Sports, &amp; Media Occs. (270001)</b>
45	1.5	23	0.8	50	1.7	33	1.1	68	2.3	Art & Design Workers (271000)
0	0.0	4	0.6	0	0.0	8	1.2	8	1.2	Artists & Related Workers (271010)

**CONNECTICUT OCCUPATIONAL STATISTICS**  
**for Equal Employment Opportunity and Affirmative Action Planning**  
**2000 Census of Population and Housing - Special EEO Tabulation**

**Stamford/Norwalk PMSA**

Occupation	Total All Races *	Total Civilian Labor Force				White Non-Hispanic				Black Non-Hispanic	
		Male	%	Female	%	Male	%	Female	%	Male	%
Designers (271020)	2,305	784	34.0	1,525	66.2	710	30.8	1,370	59.4	30	1.3
Entertainers & Perf., Sports & Rel. Wrkrs. (272000)	1,335	936	70.1	391	29.3	849	63.6	379	28.4	55	4.1
Actors (272011)	100	75	75.0	24	24.0	65	65.0	20	20.0	10	10.0
Producers & Directors (272012)	440	253	57.5	184	41.8	245	55.7	180	40.9	0	0.0
Athletes, Coaches, Umps, & Rel. Wrkrs (272020)	405	345	85.2	59	14.6	315	77.8	55	13.6	20	4.9
Dancers & Choreographers (272030)	15	4	26.7	10	66.7	4	26.7	10	66.7	0	0.0
Musicians, Singers, & Rel. Workers (272040)	350	239	68.3	110	31.4	200	57.1	110	31.4	25	7.1
Ent. & Perf., Sports & Rel. Wrkrs, All Other (272099)	25	20	80.0	4	16.0	20	80.0	4	16.0	0	0.0
Media & Communication Workers (273000)	2,150	926	43.1	1,203	56.0	870	40.5	1,079	50.2	4	0.2
Announcers (273010)	105	89	84.8	14	13.3	85	81.0	4	3.8	0	0.0
News Analysts, Reporters & Corresp. (273020)	210	115	54.8	89	42.4	105	50.0	85	40.5	0	0.0
Public Relations Specialists (273031)	410	115	28.0	295	72.0	105	25.6	295	72.0	0	0.0
Editors (273041)	630	224	35.6	398	63.2	220	34.9	350	55.6	0	0.0
Technical Writers (273042)	125	50	40.0	74	59.2	50	40.0	55	44.0	0	0.0
Writers & Authors (273043)	555	299	53.9	250	45.0	275	49.5	240	43.2	0	0.0
Misc. Media & Comm. Workers (273090)	115	34	29.6	83	72.2	30	26.1	50	43.5	4	3.5
Media & Comm. Equipment Workers (274000)	500	408	81.6	79	15.8	380	76.0	65	13.0	4	0.8
Photographers (274021)	245	180	73.5	60	24.5	160	65.3	50	20.4	0	0.0
TV, Video, & Motion Pict. Camera Oper. (274030)	85	75	88.2	4	4.7	75	88.2	0	0.0	0	0.0
BC & Sound Engring. Techs, Etc. (2740XX)	170	153	90.0	15	8.8	145	85.3	15	8.8	4	2.4
<b>Healthcare Practitioners &amp; Tech. Occs. (290001)</b>	<b>6,819</b>	<b>2,226</b>	<b>32.6</b>	<b>4,543</b>	<b>66.6</b>	<b>1,801</b>	<b>26.4</b>	<b>3,558</b>	<b>52.2</b>	<b>99</b>	<b>1.5</b>
Health Diag. & Treating Practitioners (291000)	5,509	1,914	34.7	3,553	64.5	1,592	28.9	2,939	53.3	89	1.6
Chiropractors (291011)	85	65	76.5	20	23.5	65	76.5	20	23.5	0	0.0
Dentists (291020)	405	314	77.5	82	20.2	265	65.4	60	14.8	30	7.4
Dietitians & Nutritionists (291031)	125	4	3.2	115	92.0	4	3.2	75	60.0	0	0.0
Optometrists (291041)	115	55	47.8	59	51.3	55	47.8	55	47.8	0	0.0
Pharmacists (291051)	170	80	47.1	85	50.0	80	47.1	85	50.0	0	0.0
Physicians & Surgeons (291060)	1,610	1,175	73.0	434	27.0	965	59.9	310	19.3	40	2.5
Physician Assistants (291071)	95	25	26.3	64	67.4	25	26.3	60	63.2	0	0.0
Podiatrists (291081)	30	30	100.0	0	0.0	30	100.0	0	0.0	0	0.0
Registered Nurses (291111)	2,230	89	4.0	2,135	95.7	45	2.0	1,725	77.4	0	0.0
Audiologists (291121)	10	0	0.0	10	100.0	0	0.0	10	100.0	0	0.0
Occupational Therapists (291122)	80	0	0.0	80	100.0	0	0.0	80	100.0	0	0.0
Physical Therapists (291123)	185	54	29.2	130	70.3	35	18.9	120	64.9	19	10.3
Radiation Therapists (291124)	4	0	0.0	4	100.0	0	0.0	4	100.0	0	0.0
Recreational Therapists (291125)	40	4	10.0	30	75.0	4	10.0	30	75.0	0	0.0
Respiratory Therapists (291126)	10	0	0.0	10	100.0	0	0.0	10	100.0	0	0.0
Speech-Language Pathologists (291127)	155	0	0.0	155	100.0	0	0.0	155	100.0	0	0.0
Therapists, All Other (291129)	100	4	4.0	95	95.0	4	4.0	95	95.0	0	0.0
Veterinarians (291131)	50	15	30.0	35	70.0	15	30.0	35	70.0	0	0.0
Health Diag. & Treating Pract., All Other (291199)	10	0	0.0	10	100.0	0	0.0	10	100.0	0	0.0
Health Technologists & Technicians (292000)	1,285	308	24.0	971	75.6	205	16.0	604	47.0	10	0.8
Clinical Lab Technologists & Techs. (292010)	260	75	28.8	184	70.8	25	9.6	130	50.0	10	3.8
Dental Hygienists (292021)	140	0	0.0	140	100.0	0	0.0	135	96.4	0	0.0
Diagnostic-Rel. Technologists & Techs. (292030)	145	75	51.7	70	48.3	75	51.7	60	41.4	0	0.0
Emergency Med. Techs & Paramedics (292041)	20	14	70.0	4	20.0	10	50.0	4	20.0	0	0.0
Health Diag & Treat. Pract. Supp. Techs. (292050)	270	55	20.4	220	81.5	25	9.3	130	48.1	0	0.0
Lic. Practical & Lic. Vocational Nurses (292061)	280	0	0.0	274	97.9	0	0.0	95	33.9	0	0.0
Medical Records & Health Info. Techs. (292071)	70	25	35.7	40	57.1	10	14.3	30	42.9	0	0.0
Opticians, Dispensing (292081)	45	44	97.8	0	0.0	40	88.9	0	0.0	0	0.0
Misc. Health Technologists & Techs. (292090)	55	20	36.4	34	61.8	20	36.4	20	36.4	0	0.0
Other Healthcare Pract. & Tech. Occs. (299000)	25	4	16.0	19	76.0	4	16.0	15	60.0	0	0.0

**CONNECTICUT OCCUPATIONAL STATISTICS**  
**for Equal Employment Opportunity and Affirmative Action Planning**  
**2000 Census of Population and Housing - Special EEO Tabulation**

**Stamford/Norwalk PMSA**

Black Non-Hispanic		Hispanic in Any Race				All Other Non-Hispanic				Occupation
Female	%	Male	%	Female	%	Male	%	Female	%	
45	2.0	19	0.8	50	2.2	25	1.1	60	2.6	Designers (271020)
0	0.0	4	0.3	8	0.6	28	2.1	4	0.3	Entertainers & Perf., Sports & Rel. Wrkrs. (272000)
0	0.0	0	0.0	4	4.0	0	0.0	0	0.0	Actors (272011)
0	0.0	0	0.0	4	0.9	8	1.8	0	0.0	Producers & Directors (272012)
0	0.0	0	0.0	0	0.0	10	2.5	4	1.0	Athletes, Coaches, Umps, & Rel. Wrkrs (272020)
0	0.0	0	0.0	0	0.0	0	0.0	0	0.0	Dancers & Choreographers (272030)
0	0.0	4	1.1	0	0.0	10	2.9	0	0.0	Musicians, Singers, & Rel. Workers (272040)
0	0.0	0	0.0	0	0.0	0	0.0	0	0.0	Ent. & Perf., Sports & Rel. Wrkrs, All Other (272099)
23	1.1	28	1.3	47	2.2	24	1.1	54	2.5	Media & Communication Workers (273000)
0	0.0	4	3.8	10	9.5	0	0.0	0	0.0	Announcers (273010)
0	0.0	0	0.0	4	1.9	10	4.8	0	0.0	News Analysts, Reporters & Corresp. (273020)
0	0.0	10	2.4	0	0.0	0	0.0	0	0.0	Public Relations Specialists (273031)
19	3.0	4	0.6	4	0.6	0	0.0	25	4.0	Editors (273041)
0	0.0	0	0.0	4	3.2	0	0.0	15	12.0	Technical Writers (273042)
0	0.0	10	1.8	0	0.0	14	2.5	10	1.8	Writers & Authors (273043)
4	3.5	0	0.0	25	21.7	0	0.0	4	3.5	Misc. Media & Comm. Workers (273090)
0	0.0	20	4.0	14	2.8	4	0.8	0	0.0	Media & Comm. Equipment Workers (274000)
0	0.0	20	8.2	10	4.1	0	0.0	0	0.0	Photographers (274021)
0	0.0	0	0.0	4	4.7	0	0.0	0	0.0	TV, Video, & Motion Pict. Camera Oper. (274030)
0	0.0	0	0.0	0	0.0	4	2.4	0	0.0	BC & Sound Engring. Techs, Etc. (2740XX)
<b>509</b>	<b>7.5</b>	<b>89</b>	<b>1.3</b>	<b>106</b>	<b>1.6</b>	<b>237</b>	<b>3.5</b>	<b>370</b>	<b>5.4</b>	<b>Healthcare Practitioners &amp; Tech. Occs. (290001)</b>
234	4.2	35	0.6	69	1.3	198	3.6	311	5.6	Health Diag. & Treating Practitioners (291000)
0	0.0	0	0.0	0	0.0	0	0.0	0	0.0	Chiropractors (291011)
4	1.0	15	3.7	4	1.0	4	1.0	14	3.5	Dentists (291020)
0	0.0	0	0.0	0	0.0	0	0.0	40	32.0	Dietitians & Nutritionists (291031)
0	0.0	0	0.0	0	0.0	0	0.0	4	3.5	Optometrists (291041)
0	0.0	0	0.0	0	0.0	0	0.0	0	0.0	Pharmacists (291051)
10	0.6	20	1.2	10	0.6	150	9.3	104	6.5	Physicians & Surgeons (291060)
0	0.0	0	0.0	0	0.0	0	0.0	4	4.2	Physician Assistants (291071)
0	0.0	0	0.0	0	0.0	0	0.0	0	0.0	Podiatrists (291081)
220	9.9	0	0.0	45	2.0	44	2.0	145	6.5	Registered Nurses (291111)
0	0.0	0	0.0	0	0.0	0	0.0	0	0.0	Audiologists (291121)
0	0.0	0	0.0	0	0.0	0	0.0	0	0.0	Occupational Therapists (291122)
0	0.0	0	0.0	10	5.4	0	0.0	0	0.0	Physical Therapists (291123)
0	0.0	0	0.0	0	0.0	0	0.0	0	0.0	Radiation Therapists (291124)
0	0.0	0	0.0	0	0.0	0	0.0	0	0.0	Recreational Therapists (291125)
0	0.0	0	0.0	0	0.0	0	0.0	0	0.0	Respiratory Therapists (291126)
0	0.0	0	0.0	0	0.0	0	0.0	0	0.0	Speech-Language Pathologists (291127)
0	0.0	0	0.0	0	0.0	0	0.0	0	0.0	Therapists, All Other (291129)
0	0.0	0	0.0	0	0.0	0	0.0	0	0.0	Veterinarians (291131)
0	0.0	0	0.0	0	0.0	0	0.0	0	0.0	Health Diag. & Treating Pract., All Other (291199)
275	21.4	54	4.2	37	2.9	39	3.0	55	4.3	Health Technologists & Technicians (292000)
35	13.5	30	11.5	4	1.5	10	3.8	15	5.8	Clinical Lab Technologists & Techs. (292010)
10	7.1	0	0.0	0	0.0	0	0.0	0	0.0	Dental Hygienists (292021)
0	0.0	0	0.0	0	0.0	0	0.0	10	6.9	Diagnostic-Rel. Technologists & Techs. (292030)
0	0.0	4	20.0	0	0.0	0	0.0	0	0.0	Emergency Med. Techs & Paramedics (292041)
65	24.1	20	7.4	25	9.3	10	3.7	0	0.0	Health Diag & Treat. Pract. Supp. Techs. (292050)
145	51.8	0	0.0	4	1.4	0	0.0	30	10.7	Lic. Practical & Lic. Vocational Nurses (292061)
10	14.3	0	0.0	0	0.0	15	21.4	0	0.0	Medical Records & Health Info. Techs. (292071)
0	0.0	0	0.0	0	0.0	4	8.9	0	0.0	Opticians, Dispensing (292081)
10	18.2	0	0.0	4	7.3	0	0.0	0	0.0	Misc. Health Technologists & Techs. (292090)
0	0.0	0	0.0	0	0.0	0	0.0	4	16.0	Other Healthcare Pract. & Tech. Occs. (299000)

**CONNECTICUT OCCUPATIONAL STATISTICS**  
**for Equal Employment Opportunity and Affirmative Action Planning**  
**2000 Census of Population and Housing - Special EEO Tabulation**

**Stamford/Norwalk PMSA**

Occupation	Total All Races *	Total Civilian Labor Force				White Non-Hispanic				Black Non-Hispanic	
		Male	%	Female	%	Male	%	Female	%	Male	%
<b>SERVICE OCCUPATIONS (310000)</b>	<b>21,810</b>	<b>10,376</b>	<b>47.6</b>	<b>11,369</b>	<b>52.1</b>	<b>5,027</b>	<b>23.0</b>	<b>5,225</b>	<b>24.0</b>	<b>1,328</b>	<b>6.1</b>
<i>Healthcare Support Occupations (310001)</i>	<b>2,430</b>	<b>263</b>	<b>10.8</b>	<b>2,157</b>	<b>88.8</b>	<b>135</b>	<b>5.6</b>	<b>715</b>	<b>29.4</b>	<b>35</b>	<b>1.4</b>
Nursing, Psych., & Home Health Aides (311000)	1,680	179	10.7	1,490	88.7	75	4.5	290	17.3	25	1.5
Nursing, Psych., & Home Health Aides (311010)	1,680	179	10.7	1,490	88.7	75	4.5	290	17.3	25	1.5
Occ. & Phys. Therapist Assists & Aides (312000)	10	0	0.0	10	100.0	0	0.0	0	0.0	0	0.0
Occ. Therapist Assistants & Aides (312010)	0	0	0.0	0	0.0	0	0.0	0	0.0	0	0.0
Physical Therapist Assistants & Aides (312020)	10	0	0.0	10	100.0	0	0.0	0	0.0	0	0.0
Other Healthcare Support Occupations (319000)	740	84	11.4	657	88.8	60	8.1	425	57.4	10	1.4
Massage Therapists (319011)	145	49	33.8	100	69.0	45	31.0	60	41.4	0	0.0
Dental Assistants (319091)	220	0	0.0	214	97.3	0	0.0	110	50.0	0	0.0
Med. Assist. & Other Health Supp. Occs (31909X)	375	35	9.3	343	91.5	15	4.0	255	68.0	10	2.7
<b>Protective Service Occupations (330001)</b>	<b>2,210</b>	<b>1,882</b>	<b>85.2</b>	<b>314</b>	<b>14.2</b>	<b>1,355</b>	<b>61.3</b>	<b>164</b>	<b>7.4</b>	<b>304</b>	<b>13.8</b>
First-Line Super./Mgr., Protective Serv. Wrkr (331000)	250	243	97.2	0	0.0	170	68.0	0	0.0	30	12.0
First-Line Super./Mgrs. of Correct. Offrs (331011)	0	0	0.0	0	0.0	0	0.0	0	0.0	0	0.0
First-Line Super./Mgrs. of Police & Det. (331012)	75	74	98.7	0	0.0	55	73.3	0	0.0	15	20.0
First-Line Super./Mgrs. of Fire Fighters (331021)	35	35	100.0	0	0.0	35	100.0	0	0.0	0	0.0
Super., Protect. Serv. Wrkrs, All Other (331099)	140	134	95.7	0	0.0	80	57.1	0	0.0	15	10.7
Fire Fighting & Prevention Workers (332000)	315	310	98.4	4	1.3	280	88.9	4	1.3	30	9.5
Fire Fighters (332011)	290	285	98.3	4	1.4	255	87.9	4	1.4	30	10.3
Fire Inspectors (332020)	25	25	100.0	0	0.0	25	100.0	0	0.0	0	0.0
Law Enforcement Workers (333000)	630	525	83.3	108	17.1	405	64.3	50	7.9	75	11.9
Bailliffs, Correctional Officers, & Jailers (333010)	45	10	22.2	34	75.6	0	0.0	15	33.3	10	22.2
Detectives & Criminal Investigators (333021)	100	75	75.0	25	25.0	75	75.0	10	10.0	0	0.0
Police Officers (333050)	475	430	90.5	49	10.3	320	67.4	25	5.3	65	13.7
Misc. Law Enforcement Workers (3330XX)	10	10	100.0	0	0.0	10	100.0	0	0.0	0	0.0
Other Protective Service Workers (339000)	1,015	804	79.2	202	19.9	500	49.3	110	10.8	169	16.7
Animal Control Workers (339011)	10	10	100.0	0	0.0	10	100.0	0	0.0	0	0.0
Private Detectives & Investigators (339021)	10	10	100.0	0	0.0	10	100.0	0	0.0	0	0.0
Sec. Guards & Gaming Surv. Officers (339030)	740	635	85.8	104	14.1	355	48.0	35	4.7	155	20.9
Crossing Guards (339091)	40	29	72.5	4	10.0	25	62.5	0	0.0	4	10.0
Lifeguards & Other Prot. Serv. Wrkrs (33909X)	215	120	55.8	94	43.7	100	46.5	75	34.9	10	4.7
<b>Food Prep. &amp; Serving-Rel. Occupations (350001)</b>	<b>5,160</b>	<b>2,842</b>	<b>55.1</b>	<b>2,314</b>	<b>44.8</b>	<b>1,254</b>	<b>24.3</b>	<b>1,315</b>	<b>25.5</b>	<b>465</b>	<b>9.0</b>
Supervisors, Food Prep. & Serv. Wrkrs (351000)	855	654	76.5	198	23.2	405	47.4	120	14.0	110	12.9
Chefs & Head Cooks (351011)	500	444	88.8	48	9.6	260	52.0	40	8.0	85	17.0
First-Line Super./Mgrs. of Food Workers (351012)	355	210	59.2	150	42.3	145	40.8	80	22.5	25	7.0
Cooks & Food Preparation Workers (352000)	1,910	1,074	56.2	823	43.1	365	19.1	325	17.0	210	11.0
Cooks (352010)	1,430	865	60.5	558	39.0	270	18.9	235	16.4	170	11.9
Food Preparation Workers (352021)	480	209	43.5	265	55.2	95	19.8	90	18.8	40	8.3
Food & Beverage Serving Workers (353000)	1,775	781	44.0	1,005	56.6	385	21.7	640	36.1	85	4.8
Bartenders (353011)	235	159	67.7	74	31.5	125	53.2	60	25.5	0	0.0
Comb Food Prep/Serv., Incl. Fast Food (353021)	260	160	61.5	97	37.3	75	28.8	70	26.9	15	5.8
Counter Attend., Café., Food Conc., Etc. (353022)	115	44	38.3	79	68.7	30	26.1	50	43.5	0	0.0
Waiters & Waitresses (353031)	1,035	369	35.7	670	64.7	155	15.0	435	42.0	35	3.4
Food Servers, Non-restaurant (353041)	130	49	37.7	85	65.4	0	0.0	25	19.2	35	26.9
Other Food Prep. & Serv. Rel. Workers (359000)	620	333	53.7	288	46.5	99	16.0	230	37.1	60	9.7
Dishwashers (359021)	165	149	90.3	14	8.5	45	27.3	10	6.1	10	6.1
Hosts/Hostesses, Rest., Lounge, Etc. (359031)	185	14	7.6	170	91.9	4	2.2	135	73.0	10	5.4
Misc. Food Prep & Serving Rel. Workers (3590XX)	270	170	63.0	104	38.5	50	18.5	85	31.5	40	14.8
<b>Bldng &amp; Grounds Cleaning &amp; Maint. Occs. (370001)</b>	<b>7,275</b>	<b>4,501</b>	<b>61.9</b>	<b>2,769</b>	<b>38.1</b>	<b>1,715</b>	<b>23.6</b>	<b>579</b>	<b>8.0</b>	<b>384</b>	<b>5.3</b>
Super., Bldng & Grnds Clean & Maint. Wrkrs (371000)	400	339	84.8	64	16.0	170	42.5	29	7.3	4	1.0
First-Line Supr./Mgrs. of Housekeeping Etc. (371011)	155	105	67.7	60	38.7	25	16.1	25	16.1	0	0.0
First-Line Supr./Mgrs. of Landscaping, Etc. (371012)	245	234	95.5	4	1.6	145	59.2	4	1.6	4	1.6

**CONNECTICUT OCCUPATIONAL STATISTICS**  
**for Equal Employment Opportunity and Affirmative Action Planning**  
**2000 Census of Population and Housing - Special EEO Tabulation**

**Stamford/Norwalk PMSA**

Black Non-Hispanic		Hispanic in Any Race				All Other Non-Hispanic				Occupation
Female	%	Male	%	Female	%	Male	%	Female	%	
2,522	11.6	3,427	15.7	3,137	14.4	594	2.7	485	2.2	<b>SERVICE OCCUPATIONS (310000)</b>
<b>1,020</b>	<b>42.0</b>	<b>28</b>	<b>1.2</b>	<b>279</b>	<b>11.5</b>	<b>65</b>	<b>2.7</b>	<b>143</b>	<b>5.9</b>	<b>Healthcare Support Occupations (310001)</b>
910	54.2	14	0.8	175	10.4	65	3.9	115	6.8	Nursing, Psych., & Home Health Aides (311000)
910	54.2	14	0.8	175	10.4	65	3.9	115	6.8	Nursing, Psych., & Home Health Aides (311010)
10	100.0	0	0.0	0	0.0	0	0.0	0	0.0	Occ. & Phys. Therapist Assists & Aides (312000)
0	0.0	0	0.0	0	0.0	0	0.0	0	0.0	Occ. Therapist Assistants & Aides (312010)
10	100.0	0	0.0	0	0.0	0	0.0	0	0.0	Physical Therapist Assistants & Aides (312020)
100	13.5	14	1.9	104	14.1	0	0.0	28	3.8	Other Healthcare Support Occupations (319000)
10	6.9	4	2.8	20	13.8	0	0.0	10	6.9	Massage Therapists (319011)
30	13.6	0	0.0	70	31.8	0	0.0	4	1.8	Dental Assistants (319091)
60	16.0	10	2.7	14	3.7	0	0.0	14	3.7	Med. Assist. & Other Health Supp. Occs (31909X)
<b>108</b>	<b>4.9</b>	<b>138</b>	<b>6.2</b>	<b>38</b>	<b>1.7</b>	<b>85</b>	<b>3.8</b>	<b>4</b>	<b>0.2</b>	<b>Protective Service Occupations (330001)</b>
0	0.0	33	13.2	0	0.0	10	4.0	0	0.0	First-Line Super./Mgr., Protective Serv. Wrkr (331000)
0	0.0	0	0.0	0	0.0	0	0.0	0	0.0	First-Line Super./Mgrs. of Correct. Offrs (331011)
0	0.0	4	5.3	0	0.0	0	0.0	0	0.0	First-Line Super./Mgrs. of Police & Det. (331012)
0	0.0	0	0.0	0	0.0	0	0.0	0	0.0	First-Line Super./Mgrs. of Fire Fighters (331021)
0	0.0	29	20.7	0	0.0	10	7.1	0	0.0	Super., Protect. Serv. Wrkrs, All Other (331099)
0	0.0	0	0.0	0	0.0	0	0.0	0	0.0	Fire Fighting & Prevention Workers (332000)
0	0.0	0	0.0	0	0.0	0	0.0	0	0.0	Fire Fighters (332011)
0	0.0	0	0.0	0	0.0	0	0.0	0	0.0	Fire Inspectors (332020)
35	5.6	25	4.0	19	3.0	20	3.2	4	0.6	Law Enforcement Workers (333000)
0	0.0	0	0.0	19	42.2	0	0.0	0	0.0	Bailiffs, Correctional Officers, & Jailers (333010)
15	15.0	0	0.0	0	0.0	0	0.0	0	0.0	Detectives & Criminal Investigators (333021)
20	4.2	25	5.3	0	0.0	20	4.2	4	0.8	Police Officers (333050)
0	0.0	0	0.0	0	0.0	0	0.0	0	0.0	Misc. Law Enforcement Workers (3330XX)
73	7.2	80	7.9	19	1.9	55	5.4	0	0.0	Other Protective Service Workers (339000)
0	0.0	0	0.0	0	0.0	0	0.0	0	0.0	Animal Control Workers (339011)
0	0.0	0	0.0	0	0.0	0	0.0	0	0.0	Private Detectives & Investigators (339021)
65	8.8	70	9.5	4	0.5	55	7.4	0	0.0	Sec. Guards & Gaming Surv. Officers (339030)
4	10.0	0	0.0	0	0.0	0	0.0	0	0.0	Crossing Guards (339091)
4	1.9	10	4.7	15	7.0	0	0.0	0	0.0	Lifeguards & Other Prot. Serv. Wrkrs (33909X)
<b>391</b>	<b>7.6</b>	<b>843</b>	<b>16.3</b>	<b>513</b>	<b>9.9</b>	<b>280</b>	<b>5.4</b>	<b>95</b>	<b>1.8</b>	<b>Food Prep. &amp; Serving-Rel. Occupations (350001)</b>
44	5.1	95	11.1	30	3.5	44	5.1	4	0.5	Supervisors, Food Prep. & Serv. Wrkrs (351000)
4	0.8	55	11.0	0	0.0	44	8.8	4	0.8	Chefs & Head Cooks (351011)
40	11.3	40	11.3	30	8.5	0	0.0	0	0.0	First-Line Super./Mgrs. of Food Workers (351012)
209	10.9	380	19.9	260	13.6	119	6.2	29	1.5	Cooks & Food Preparation Workers (352000)
109	7.6	320	22.4	185	12.9	105	7.3	29	2.0	Cooks (352010)
100	20.8	60	12.5	75	15.6	14	2.9	0	0.0	Food Preparation Workers (352021)
119	6.7	223	12.6	194	10.9	88	5.0	52	2.9	Food & Beverage Serving Workers (353000)
0	0.0	24	10.2	0	0.0	10	4.3	14	6.0	Bartenders (353011)
4	1.5	60	23.1	19	7.3	10	3.8	4	1.5	Comb Food Prep/Serv., Incl. Fast Food (353021)
0	0.0	14	12.2	15	13.0	0	0.0	14	12.2	Counter Attend., Café., Food Conc., Etc. (353022)
70	6.8	115	11.1	145	14.0	64	6.2	20	1.9	Waiters & Waitresses (353031)
45	34.6	10	7.7	15	11.5	4	3.1	0	0.0	Food Servers, Non-restaurant (353041)
19	3.1	145	23.4	29	4.7	29	4.7	10	1.6	Other Food Prep. & Serv. Rel. Workers (359000)
4	2.4	90	54.5	0	0.0	4	2.4	0	0.0	Dishwashers (359021)
0	0.0	0	0.0	25	13.5	0	0.0	10	5.4	Hosts/Hostesses, Rest., Lounge, Etc. (359031)
15	5.6	55	20.4	4	1.5	25	9.3	0	0.0	Misc. Food Prep & Serving Rel. Workers (3590XX)
<b>465</b>	<b>6.4</b>	<b>2,310</b>	<b>31.8</b>	<b>1,605</b>	<b>22.1</b>	<b>92</b>	<b>1.3</b>	<b>120</b>	<b>1.6</b>	<b>Bldg &amp; Grounds Cleaning &amp; Maint. Occs. (370001)</b>
10	2.5	165	41.3	25	6.3	0	0.0	0	0.0	Super., Bldg & Grnds Clean & Maint. Wrkrs (371000)
10	6.5	80	51.6	25	16.1	0	0.0	0	0.0	First-Line Supr./Mgrs. of Housekeeping Etc. (371011)
0	0.0	85	34.7	0	0.0	0	0.0	0	0.0	First-Line Supr./Mgrs. of Landscaping, Etc. (371012)

**CONNECTICUT OCCUPATIONAL STATISTICS**  
**for Equal Employment Opportunity and Affirmative Action Planning**  
**2000 Census of Population and Housing - Special EEO Tabulation**

**Stamford/Norwalk PMSA**

Occupation	Total All Races *	Total Civilian Labor Force				White Non-Hispanic				Black Non-Hispanic	
		Male	%	Female	%	Male	%	Female	%	Male	%
Building Cleaning & Pest Control Workers (372000)	4,475	1,848	41.3	2,625	58.7	690	15.4	485	10.8	325	7.3
Maids & Housekeeping Cleaners (372012)	2,405	324	13.5	2,085	86.7	45	1.9	355	14.8	85	3.5
Janitors & Building Cleaners (37201X)	2,005	1,459	72.8	540	26.9	595	29.7	130	6.5	240	12.0
Pest Control Workers (372021)	65	65	100.0	0	0.0	50	76.9	0	0.0	0	0.0
Grounds Maintenance Workers (373000)	2,400	2,314	96.4	80	3.3	855	35.6	65	2.7	55	2.3
Grounds Maintenance Workers (373010)	2,400	2,314	96.4	80	3.3	855	35.6	65	2.7	55	2.3
<b>Personal Care &amp; Service Occupations (390001)</b>	<b>4,735</b>	<b>888</b>	<b>18.8</b>	<b>3,815</b>	<b>80.6</b>	<b>568</b>	<b>12.0</b>	<b>2,452</b>	<b>51.8</b>	<b>140</b>	<b>3.0</b>
Super., Personal Care & Service Workers (391000)	310	175	56.5	134	43.2	125	40.3	110	35.5	0	0.0
First-Line Super./Mgrs. of Gaming Workers (391010)	85	75	88.2	10	11.8	65	76.5	10	11.8	0	0.0
First-Line Super./Mgrs. of Pers. Serv. Wrkrs (391021)	225	100	44.4	124	55.1	60	26.7	100	44.4	0	0.0
Animal Care & Service Workers (392000)	215	53	24.7	159	74.0	15	7.0	155	72.1	10	4.7
Animal Trainers (392011)	65	4	6.2	60	92.3	0	0.0	60	92.3	0	0.0
Non-farm Animal Caretakers (392021)	150	49	32.7	99	66.0	15	10.0	95	63.3	10	6.7
Entert. Attendants & Related Workers (393000)	225	128	56.9	93	41.3	74	32.9	64	28.4	25	11.1
Gaming Services Workers (393010)	30	10	33.3	19	63.3	10	33.3	4	13.3	0	0.0
Motion Picture Projectionists (393021)	20	19	95.0	0	0.0	4	20.0	0	0.0	0	0.0
Ushers, Lobby Attend., & Ticket Takers (393031)	45	34	75.6	10	22.2	10	22.2	0	0.0	10	22.2
Misc. Entertainment Attend. & Rel Wrkrs (393090)	130	65	50.0	64	49.2	50	38.5	60	46.2	15	11.5
Funeral Service Workers (394000)	0	0	0.0	0	0.0	0	0.0	0	0.0	0	0.0
Personal Appearance Workers (395000)	850	185	21.8	660	77.6	135	15.9	459	54.0	20	2.4
Barbers (395011)	105	95	90.5	8	7.6	65	61.9	4	3.8	20	19.0
Hairdressers, Stylists, & Cosmetologists (395012)	635	90	14.2	538	84.7	70	11.0	370	58.3	0	0.0
Misc. Personal Appearance Workers (395090)	110	0	0.0	114	103.6	0	0.0	85	77.3	0	0.0
Transp., Tourism, & Lodging Attendants (396000)	240	55	22.9	184	76.7	35	14.6	144	60.0	20	8.3
Baggage Porters, Bellhops, & Concierges (396010)	10	0	0.0	10	100.0	0	0.0	10	100.0	0	0.0
Tour & Travel Guides (396020)	25	15	60.0	4	16.0	15	60.0	4	16.0	0	0.0
Transportation Attendants (396030)	205	40	19.5	170	82.9	20	9.8	130	63.4	20	9.8
Other Personal Care & Service Workers (399000)	2,895	292	10.1	2,585	89.3	184	6.4	1,520	52.5	65	2.2
Child Care Workers (399011)	2,180	38	1.7	2,130	97.7	4	0.2	1,160	53.2	30	1.4
Personal & Home Care Aides (399021)	185	30	16.2	155	83.8	30	16.2	60	32.4	0	0.0
Recreation & Fitness Workers (399030)	465	174	37.4	285	61.3	110	23.7	285	61.3	25	5.4
Residential Advisors (399041)	10	10	100.0	0	0.0	10	100.0	0	0.0	0	0.0
Pers. Care & Serv. Workers, All Other (399099)	55	40	72.7	15	27.3	30	54.5	15	27.3	10	18.2
<b>SALES &amp; RELATED OCCUPATIONS (410000)</b>	<b>24,690</b>	<b>14,653</b>	<b>59.3</b>	<b>10,054</b>	<b>40.7</b>	<b>12,275</b>	<b>49.7</b>	<b>7,570</b>	<b>30.7</b>	<b>829</b>	<b>3.4</b>
Supervisors, Sales Workers (411000)	4,950	3,123	63.1	1,830	37.0	2,490	50.3	1,465	29.6	165	3.3
First-Line Super./Mgrs. of Ret. Sales Wrkrs (411011)	2,890	1,754	60.7	1,135	39.3	1,295	44.8	855	29.6	110	3.8
First-Line Sup./Mgrs., Non-Ret Sales Wrkrs (411012)	2,060	1,369	66.5	695	33.7	1,195	58.0	610	29.6	55	2.7
Retail Sales Workers (412000)	7,265	3,336	45.9	3,943	54.3	2,335	32.1	2,300	31.7	430	5.9
Cashiers (412010)	2,390	884	37.0	1,510	63.2	420	17.6	530	22.2	125	5.2
Counter & Rental Clerks (412021)	170	84	49.4	93	54.7	55	32.4	45	26.5	10	5.9
Parts Salespersons (412022)	45	44	97.8	0	0.0	25	55.6	0	0.0	15	33.3
Retail Salespersons (412031)	4,660	2,324	49.9	2,340	50.2	1,835	39.4	1,725	37.0	280	6.0
Sales Representatives, Services (413000)	7,225	5,375	74.4	1,854	25.7	4,925	68.2	1,630	22.6	130	1.8
Advertising Sales Agents (413011)	925	490	53.0	434	46.9	490	53.0	390	42.2	0	0.0
Insurance Sales Agents (413021)	615	465	75.6	149	24.2	430	69.9	145	23.6	0	0.0
Securities, Comm., & Fin. Serv. Sales Agts (413031)	4,070	3,530	86.7	550	13.5	3,195	78.5	450	11.1	85	2.1
Travel Agents (413041)	290	25	8.6	264	91.0	25	8.6	220	75.9	0	0.0
Sales Reps, Services, All Other (413099)	1,325	865	65.3	457	34.5	785	59.2	425	32.1	45	3.4
Sales Reps, Wholesale & Manufacturing (414000)	2,310	1,574	68.1	735	31.8	1,400	60.6	610	26.4	65	2.8
Sales Reps, Wholesale & Manufacturing (414010)	2,310	1,574	68.1	735	31.8	1,400	60.6	610	26.4	65	2.8
Other Sales & Related Workers (419000)	2,940	1,245	42.3	1,692	57.6	1,125	38.3	1,565	53.2	39	1.3
Models, Demonstrators, & Prod Promoters (419010)	75	45	60.0	30	40.0	30	40.0	30	40.0	0	0.0



**CONNECTICUT OCCUPATIONAL STATISTICS**  
**for Equal Employment Opportunity and Affirmative Action Planning**  
**2000 Census of Population and Housing - Special EEO Tabulation**

**Stamford/Norwalk PMSA**

Black Non-Hispanic		Hispanic in Any Race				All Other Non-Hispanic				Occupation
Female	%	Male	%	Female	%	Male	%	Female	%	
455	10.2	755	16.9	1,565	35.0	78	1.7	120	2.7	Building Cleaning & Pest Control Workers (372000)
365	15.2	160	6.7	1,245	51.8	34	1.4	120	5.0	Maids & Housekeeping Cleaners (372012)
90	4.5	580	28.9	320	16.0	44	2.2	0	0.0	Janitors & Building Cleaners (37201X)
0	0.0	15	23.1	0	0.0	0	0.0	0	0.0	Pest Control Workers (372021)
0	0.0	1,390	57.9	15	0.6	14	0.6	0	0.0	Grounds Maintenance Workers (373000)
0	0.0	1,390	57.9	15	0.6	14	0.6	0	0.0	Grounds Maintenance Workers (373010)
<b>538</b>	<b>11.4</b>	<b>108</b>	<b>2.3</b>	<b>702</b>	<b>14.8</b>	<b>72</b>	<b>1.5</b>	<b>123</b>	<b>2.6</b>	<b>Personal Care &amp; Service Occupations (390001)</b>
4	1.3	0	0.0	20	6.5	50	16.1	0	0.0	Super., Personal Care & Service Workers (391000)
0	0.0	0	0.0	0	0.0	10	11.8	0	0.0	First-Line Super./Mgrs. of Gaming Workers (391010)
4	1.8	0	0.0	20	8.9	40	17.8	0	0.0	First-Line Super./Mgrs. of Pers. Serv. Wrkrs (391021)
0	0.0	20	9.3	4	1.9	8	3.7	0	0.0	Animal Care & Service Workers (392000)
0	0.0	0	0.0	0	0.0	4	6.2	0	0.0	Animal Trainers (392011)
0	0.0	20	13.3	4	2.7	4	2.7	0	0.0	Non-farm Animal Caretakers (392021)
14	6.2	29	12.9	15	6.7	0	0.0	0	0.0	Entert. Attendants & Related Workers (393000)
0	0.0	0	0.0	15	50.0	0	0.0	0	0.0	Gaming Services Workers (393010)
0	0.0	15	75.0	0	0.0	0	0.0	0	0.0	Motion Picture Projectionists (393021)
10	22.2	14	31.1	0	0.0	0	0.0	0	0.0	Ushers, Lobby Attend., & Ticket Takers (393031)
4	3.1	0	0.0	0	0.0	0	0.0	0	0.0	Misc. Entertainment Attend. & Rel Wrkrs (393090)
0	0.0	0	0.0	0	0.0	0	0.0	0	0.0	Funeral Service Workers (394000)
65	7.6	30	3.5	93	10.9	0	0.0	43	5.1	Personal Appearance Workers (395000)
0	0.0	10	9.5	4	3.8	0	0.0	0	0.0	Barbers (395011)
65	10.2	20	3.1	70	11.0	0	0.0	33	5.2	Hairdressers, Stylists, & Cosmetologists (395012)
0	0.0	0	0.0	19	17.3	0	0.0	10	9.1	Misc. Personal Appearance Workers (395090)
25	10.4	0	0.0	15	6.3	0	0.0	0	0.0	Transp., Tourism, & Lodging Attendants (396000)
0	0.0	0	0.0	0	0.0	0	0.0	0	0.0	Baggage Porters, Bellhops, & Concierges (396010)
0	0.0	0	0.0	0	0.0	0	0.0	0	0.0	Tour & Travel Guides (396020)
25	12.2	0	0.0	15	7.3	0	0.0	0	0.0	Transportation Attendants (396030)
430	14.9	29	1.0	555	19.2	14	0.5	80	2.8	Other Personal Care & Service Workers (399000)
355	16.3	4	0.2	545	25.0	0	0.0	70	3.2	Child Care Workers (399011)
75	40.5	0	0.0	10	5.4	0	0.0	10	5.4	Personal & Home Care Aides (399021)
0	0.0	25	5.4	0	0.0	14	3.0	0	0.0	Recreation & Fitness Workers (399030)
0	0.0	0	0.0	0	0.0	0	0.0	0	0.0	Residential Advisors (399041)
0	0.0	0	0.0	0	0.0	0	0.0	0	0.0	Pers. Care & Serv. Workers, All Other (399099)
<b>1,190</b>	<b>4.8</b>	<b>811</b>	<b>3.3</b>	<b>839</b>	<b>3.4</b>	<b>738</b>	<b>3.0</b>	<b>455</b>	<b>1.8</b>	<b>SALES &amp; RELATED OCCUPATIONS (410000)</b>
150	3.0	180	3.6	110	2.2	288	5.8	105	2.1	Supervisors, Sales Workers (411000)
120	4.2	155	5.4	80	2.8	194	6.7	80	2.8	First-Line Super./Mgrs. of Ret. Sales Wrkrs (411011)
30	1.5	25	1.2	30	1.5	94	4.6	25	1.2	First-Line Sup./Mgrs., Non-Ret Sales Wrkrs (411012)
845	11.6	414	5.7	584	8.0	157	2.2	214	2.9	Retail Sales Workers (412000)
465	19.5	285	11.9	405	16.9	54	2.3	110	4.6	Cashiers (412010)
25	14.7	19	11.2	19	11.2	0	0.0	4	2.4	Counter & Rental Clerks (412021)
0	0.0	0	0.0	0	0.0	4	8.9	0	0.0	Parts Salespersons (412022)
355	7.6	110	2.4	160	3.4	99	2.1	100	2.1	Retail Salespersons (412031)
75	1.0	95	1.3	57	0.8	225	3.1	92	1.3	Sales Representatives, Services (413000)
10	1.1	0	0.0	20	2.2	0	0.0	14	1.5	Advertising Sales Agents (413011)
0	0.0	0	0.0	4	0.7	35	5.7	0	0.0	Insurance Sales Agents (413021)
35	0.9	75	1.8	15	0.4	175	4.3	50	1.2	Securities, Comm., & Fin. Serv. Sales Agts (413031)
10	3.4	0	0.0	14	4.8	0	0.0	20	6.9	Travel Agents (413041)
20	1.5	20	1.5	4	0.3	15	1.1	8	0.6	Sales Reps, Services, All Other (413099)
70	3.0	65	2.8	25	1.1	44	1.9	30	1.3	Sales Reps, Wholesale & Manufacturing (414000)
70	3.0	65	2.8	25	1.1	44	1.9	30	1.3	Sales Reps, Wholesale & Manufacturing (414010)
50	1.7	57	1.9	63	2.1	24	0.8	14	0.5	Other Sales & Related Workers (419000)
0	0.0	15	20.0	0	0.0	0	0.0	0	0.0	Models, Demonstrators, & Prod Promoters (419010)



**CONNECTICUT OCCUPATIONAL STATISTICS**  
**for Equal Employment Opportunity and Affirmative Action Planning**  
**2000 Census of Population and Housing - Special EEO Tabulation**

**Stamford/Norwalk PMSA**

Occupation	Total All Races *	Total Civilian Labor Force				White Non-Hispanic				Black Non-Hispanic	
		Male	%	Female	%	Male	%	Female	%	Male	%
Real Estate Brokers & Sales Agents (419020)	1,930	755	39.1	1,179	61.1	715	37.0	1,135	58.8	20	1.0
Sales Engineers (419031)	45	45	100.0	0	0.0	35	77.8	0	0.0	0	0.0
Telemarketers (419041)	205	89	43.4	119	58.0	60	29.3	85	41.5	15	7.3
Door-To-Door Sales Workers & Rel Wrkrs (419091)	190	89	46.8	94	49.5	75	39.5	55	28.9	0	0.0
Sales & Related Workers, All Other (419099)	495	222	44.8	270	54.5	210	42.4	260	52.5	4	0.8
<b>OFFICE &amp; ADMIN. SUPPORT OCCUPATIONS (430000)</b>	<b>23,215</b>	<b>5,975</b>	<b>25.7</b>	<b>17,229</b>	<b>74.2</b>	<b>4,075</b>	<b>17.6</b>	<b>12,912</b>	<b>55.6</b>	<b>907</b>	<b>3.9</b>
Super., Office & Admin. Support Workers (431000)	2,255	750	33.3	1,500	66.5	530	23.5	1,140	50.6	110	4.9
First-Line Sup./Mgrs., Admin. Support Wrkrs (431011)	2,255	750	33.3	1,500	66.5	530	23.5	1,140	50.6	110	4.9
Communications Equipment Operators (432000)	160	49	30.6	109	68.1	30	18.8	89	55.6	15	9.4
Switchboard Operators, Incl. Ans. Service (432011)	105	20	19.0	85	81.0	20	19.0	75	71.4	0	0.0
Telephone Operators (432021)	20	10	50.0	10	50.0	10	50.0	10	50.0	0	0.0
Comm. Equipment Operators, All Other (432099)	35	19	54.3	14	40.0	0	0.0	4	11.4	15	42.9
Financial Clerks (433000)	3,275	467	14.3	2,807	85.7	350	10.7	2,085	63.7	55	1.7
Bill & Account Collectors (433011)	140	55	39.3	84	60.0	55	39.3	65	46.4	0	0.0
Billing & Posting Clerks & Machine Oper. (433021)	290	39	13.4	250	86.2	35	12.1	205	70.7	0	0.0
Bookkeeping, Accting, & Auditing Clerks (433031)	2,165	239	11.0	1,924	88.9	155	7.2	1,530	70.7	45	2.1
Gaming Cage Workers (433041)	0	0	0.0	0	0.0	0	0.0	0	0.0	0	0.0
Payroll & Timekeeping Clerks (433051)	270	49	18.1	220	81.5	35	13.0	115	42.6	10	3.7
Procurement Clerks (433061)	25	15	60.0	15	60.0	15	60.0	15	60.0	0	0.0
Tellers (433071)	385	70	18.2	314	81.6	55	14.3	155	40.3	0	0.0
Information & Record Clerks (434000)	5,230	1,335	25.5	3,908	74.7	900	17.2	2,959	56.6	193	3.7
Brokerage Clerks (434011)	70	20	28.6	53	75.7	20	28.6	35	50.0	0	0.0
Court, Municipal, & License Clerks (434031)	55	40	72.7	14	25.5	30	54.5	4	7.3	10	18.2
Credit Authorizers, Checkers, & Clerks (434041)	65	35	53.8	29	44.6	35	53.8	25	38.5	0	0.0
Customer Service Representatives (434051)	2,070	749	36.2	1,325	64.0	500	24.2	970	46.9	130	6.3
Eligibility Interviewers, Govt. Programs (434061)	20	0	0.0	20	100.0	0	0.0	0	0.0	0	0.0
File Clerks (434071)	365	110	30.1	259	71.0	60	16.4	215	58.9	30	8.2
Hotel, Motel, & Resort Desk Clerks (434081)	60	10	16.7	45	75.0	10	16.7	10	16.7	0	0.0
Interviewers, Except Eligibility & Loan (434111)	115	74	64.3	45	39.1	40	34.8	35	30.4	0	0.0
Library Assistants, Clerical (434121)	225	35	15.6	190	84.4	25	11.1	160	71.1	0	0.0
Loan Interviewers & Clerks (434131)	65	20	30.8	45	69.2	20	30.8	45	69.2	0	0.0
New Accounts Clerks (434141)	30	10	33.3	19	63.3	10	33.3	15	50.0	0	0.0
Human Res. Assists, Exc. Payroll Etc. (434161)	60	15	25.0	45	75.0	0	0.0	15	25.0	15	25.0
Receptionists & Information Clerks (434171)	1,590	94	5.9	1,495	94.0	75	4.7	1,190	74.8	4	0.3
Reserv. & Transp. Ticket Agts & Trav Clerks (434181)	215	35	16.3	184	85.6	25	11.6	115	53.5	0	0.0
Information & Record Clerks, All Other (434199)	60	20	33.3	45	75.0	10	16.7	45	75.0	0	0.0
Correspondence Clerks & Order Clerks (434XXX)	165	68	41.2	95	57.6	40	24.2	80	48.5	4	2.4
Material Recording, Scheduling, Etc. (435000)	2,640	1,849	70.0	795	30.1	1,140	43.2	399	15.1	365	13.8
Cargo & Freight Agents (435011)	45	45	100.0	0	0.0	35	77.8	0	0.0	0	0.0
Couriers & Messengers (435021)	250	195	78.0	55	22.0	120	48.0	20	8.0	65	26.0
Dispatchers (435030)	115	55	47.8	60	52.2	45	39.1	25	21.7	0	0.0
Meter Readers, Utilities (435041)	25	25	100.0	0	0.0	25	100.0	0	0.0	0	0.0
Postal Service Clerks (435051)	135	65	48.1	69	51.1	55	40.7	25	18.5	10	7.4
Postal Service Mail Carriers (435052)	300	280	93.3	25	8.3	205	68.3	25	8.3	30	10.0
Postal Service Mail Sorters, Processors, Etc. (435053)	130	85	65.4	44	33.8	55	42.3	4	3.1	0	0.0
Production, Planning, & Expediting Clerks (435061)	330	110	33.3	218	66.1	95	28.8	160	48.5	0	0.0
Shipping, Receiving, & Traffic Clerks (435071)	445	390	87.6	50	11.2	215	48.3	20	4.5	75	16.9
Stock Clerks & Order Fillers (435081)	825	559	67.8	274	33.2	250	30.3	120	14.5	185	22.4
Weighers, Measurers, Checkers, Etc. (435111)	40	40	100.0	0	0.0	40	100.0	0	0.0	0	0.0
Secretaries & Administrative Assistants (436000)	5,395	190	3.5	5,205	96.5	135	2.5	4,215	78.1	30	0.6
Secretaries & Administrative Assistants (436010)	5,395	190	3.5	5,205	96.5	135	2.5	4,215	78.1	30	0.6
Other Office & Admin. Support Workers (439000)	4,260	1,335	31.3	2,905	68.2	990	23.2	2,025	47.5	139	3.3

**CONNECTICUT OCCUPATIONAL STATISTICS**  
**for Equal Employment Opportunity and Affirmative Action Planning**  
**2000 Census of Population and Housing - Special EEO Tabulation**

**Stamford/Norwalk PMSA**

Black Non-Hispanic		Hispanic in Any Race				All Other Non-Hispanic				Occupation
Female	%	Male	%	Female	%	Male	%	Female	%	
20	1.0	10	0.5	24	1.2	10	0.5	0	0.0	Real Estate Brokers & Sales Agents (419020)
0	0.0	0	0.0	0	0.0	10	22.2	0	0.0	Sales Engineers (419031)
30	14.6	14	6.8	4	2.0	0	0.0	0	0.0	Telemarketers (419041)
0	0.0	14	7.4	25	13.2	0	0.0	14	7.4	Door-To-Door Sales Workers & Rel Wrks (419091)
0	0.0	4	0.8	10	2.0	4	0.8	0	0.0	Sales & Related Workers, All Other (419099)
<b>2,396</b>	<b>10.3</b>	<b>627</b>	<b>2.7</b>	<b>1,264</b>	<b>5.4</b>	<b>366</b>	<b>1.6</b>	<b>657</b>	<b>2.8</b>	<b>OFFICE &amp; ADMIN. SUPPORT OCCUPATIONS (430000)</b>
195	8.6	70	3.1	100	4.4	40	1.8	65	2.9	Super., Office & Admin. Support Workers (431000)
195	8.6	70	3.1	100	4.4	40	1.8	65	2.9	First-Line Sup./Mgrs., Admin. Support Wrks (431011)
20	12.5	0	0.0	0	0.0	4	2.5	0	0.0	Communications Equipment Operators (432000)
10	9.5	0	0.0	0	0.0	0	0.0	0	0.0	Switchboard Operators, Incl. Ans. Service (432011)
0	0.0	0	0.0	0	0.0	0	0.0	0	0.0	Telephone Operators (432021)
10	28.6	0	0.0	0	0.0	4	11.4	0	0.0	Comm. Equipment Operators, All Other (432099)
409	12.5	24	0.7	169	5.2	38	1.2	144	4.4	Financial Clerks (433000)
4	2.9	0	0.0	15	10.7	0	0.0	0	0.0	Bill & Account Collectors (433011)
10	3.4	0	0.0	10	3.4	4	1.4	25	8.6	Billing & Posting Clerks & Machine Oper. (433021)
225	10.4	20	0.9	105	4.8	19	0.9	64	3.0	Bookkeeping, Accting, & Auditing Clerks (433031)
0	0.0	0	0.0	0	0.0	0	0.0	0	0.0	Gaming Cage Workers (433041)
95	35.2	4	1.5	10	3.7	0	0.0	0	0.0	Payroll & Timekeeping Clerks (433051)
0	0.0	0	0.0	0	0.0	0	0.0	0	0.0	Procurement Clerks (433061)
75	19.5	0	0.0	29	7.5	15	3.9	55	14.3	Tellers (433071)
547	10.5	149	2.8	278	5.3	93	1.8	124	2.4	Information & Record Clerks (434000)
4	5.7	0	0.0	10	14.3	0	0.0	4	5.7	Brokerage Clerks (434011)
10	18.2	0	0.0	0	0.0	0	0.0	0	0.0	Court, Municipal, & License Clerks (434031)
4	6.2	0	0.0	0	0.0	0	0.0	0	0.0	Credit Authorizers, Checkers, & Clerks (434041)
195	9.4	95	4.6	105	5.1	24	1.2	55	2.7	Customer Service Representatives (434051)
20	100.0	0	0.0	0	0.0	0	0.0	0	0.0	Eligibility Interviewers, Govt. Programs (434061)
30	8.2	20	5.5	14	3.8	0	0.0	0	0.0	File Clerks (434071)
15	25.0	0	0.0	10	16.7	0	0.0	10	16.7	Hotel, Motel, & Resort Desk Clerks (434081)
10	8.7	4	3.5	0	0.0	30	26.1	0	0.0	Interviewers, Except Eligibility & Loan (434111)
30	13.3	10	4.4	0	0.0	0	0.0	0	0.0	Library Assistants, Clerical (434121)
0	0.0	0	0.0	0	0.0	0	0.0	0	0.0	Loan Interviewers & Clerks (434131)
4	13.3	0	0.0	0	0.0	0	0.0	0	0.0	New Accounts Clerks (434141)
30	50.0	0	0.0	0	0.0	0	0.0	0	0.0	Human Res. Assists, Exc. Payroll Etc. (434161)
175	11.0	0	0.0	85	5.3	15	0.9	45	2.8	Receptionists & Information Clerks (434171)
20	9.3	0	0.0	39	18.1	10	4.7	10	4.7	Reserv. & Transp. Ticket Agts & Trav Clerks (434181)
0	0.0	0	0.0	0	0.0	10	16.7	0	0.0	Information & Record Clerks, All Other (434199)
0	0.0	20	12.1	15	9.1	4	2.4	0	0.0	Correspondence Clerks & Order Clerks (434XXX)
240	9.1	285	10.8	110	4.2	59	2.2	46	1.7	Material Recording, Scheduling, Etc. (435000)
0	0.0	10	22.2	0	0.0	0	0.0	0	0.0	Cargo & Freight Agents (435011)
25	10.0	10	4.0	10	4.0	0	0.0	0	0.0	Couriers & Messengers (435021)
35	30.4	10	8.7	0	0.0	0	0.0	0	0.0	Dispatchers (435030)
0	0.0	0	0.0	0	0.0	0	0.0	0	0.0	Meter Readers, Utilities (435041)
40	29.6	0	0.0	0	0.0	0	0.0	4	3.0	Postal Service Clerks (435051)
0	0.0	30	10.0	0	0.0	15	5.0	0	0.0	Postal Service Mail Carriers (435052)
30	23.1	30	23.1	0	0.0	0	0.0	10	7.7	Postal Service Mail Sorters, Processors, Etc. (435053)
30	9.1	15	4.5	10	3.0	0	0.0	18	5.5	Production, Planning, & Expediting Clerks (435061)
10	2.2	80	18.0	20	4.5	20	4.5	0	0.0	Shipping, Receiving, & Traffic Clerks (435071)
70	8.5	100	12.1	70	8.5	24	2.9	14	1.7	Stock Clerks & Order Fillers (435081)
0	0.0	0	0.0	0	0.0	0	0.0	0	0.0	Weighers, Measurers, Checkers, Etc. (435111)
455	8.4	10	0.2	375	7.0	15	0.3	160	3.0	Secretaries & Administrative Assistants (436000)
455	8.4	10	0.2	375	7.0	15	0.3	160	3.0	Secretaries & Administrative Assistants (436010)
530	12.4	89	2.1	232	5.4	117	2.7	118	2.8	Other Office & Admin. Support Workers (439000)

**CONNECTICUT OCCUPATIONAL STATISTICS**  
**for Equal Employment Opportunity and Affirmative Action Planning**  
**2000 Census of Population and Housing - Special EEO Tabulation**

**Stamford/Norwalk PMSA**

Occupation	Total All Races *	Total Civilian Labor Force				White Non-Hispanic				Black Non-Hispanic	
		Male	%	Female	%	Male	%	Female	%	Male	%
Computer Operators (439011)	315	174	55.2	143	45.4	110	34.9	110	34.9	20	6.3
Data Entry Keyers (439021)	590	135	22.9	450	76.3	80	13.6	270	45.8	25	4.2
Word Processors & Typists (439022)	135	19	14.1	110	81.5	15	11.1	80	59.3	4	3.0
Desktop Publishers (439031)	50	15	30.0	34	68.0	15	30.0	30	60.0	0	0.0
Insurance Claims & Policy Proc. Clerks (439041)	175	70	40.0	110	62.9	60	34.3	75	42.9	0	0.0
Mail Clerks & Mail Mach Oper., Exc. USPS (439051)	250	153	61.2	95	38.0	110	44.0	60	24.0	15	6.0
Office Clerks, General (439061)	1,840	385	20.9	1,460	79.3	280	15.2	1,060	57.6	50	2.7
Office Machine Operators, Exc. Computer (439071)	20	10	50.0	10	50.0	10	50.0	0	0.0	0	0.0
Proofreaders & Copy Markers (439081)	40	20	50.0	15	37.5	20	50.0	15	37.5	0	0.0
Statistical Assistants (439111)	40	14	35.0	18	45.0	10	25.0	10	25.0	0	0.0
Office & Admin. Support Workers, All Other (439199)	805	340	42.2	460	57.1	280	34.8	315	39.1	25	3.1
<b>FARMING, FISHING, &amp; FORESTRY OCCUPATIONS (450000)</b>	<b>205</b>	<b>163</b>	<b>79.5</b>	<b>44</b>	<b>21.5</b>	<b>75</b>	<b>36.6</b>	<b>44</b>	<b>21.5</b>	<b>14</b>	<b>6.8</b>
Super., Farming, Fishing, & Forestry Wrks (451000)	10	4	40.0	4	40.0	0	0.0	4	40.0	0	0.0
First-Line Sup./Mgrs. of Farming, Etc. (451010)	10	4	40.0	4	40.0	0	0.0	4	40.0	0	0.0
Agricultural Workers (452000)	140	104	74.3	40	28.6	30	21.4	40	28.6	14	10.0
Agricultural Inspectors (452011)	0	0	0.0	0	0.0	0	0.0	0	0.0	0	0.0
Graders & Sorters, Agricultural Products (452041)	10	10	100.0	0	0.0	0	0.0	0	0.0	10	100.0
Misc. Agric. Wrks, Incl. Animal Breeders (4520XX)	130	94	72.3	40	30.8	30	23.1	40	30.8	4	3.1
Fishing & Hunting Workers (453000)	55	55	100.0	0	0.0	45	81.8	0	0.0	0	0.0
Forest, Conservation, & Logging Workers (454000)	0	0	0.0	0	0.0	0	0.0	0	0.0	0	0.0
Forest & Conservation Workers (454011)	0	0	0.0	0	0.0	0	0.0	0	0.0	0	0.0
Logging Workers (454020)	0	0	0.0	0	0.0	0	0.0	0	0.0	0	0.0
<b>CONSTRUCTION &amp; EXTRACTION OCCUPATIONS (470000)</b>	<b>8,109</b>	<b>7,918</b>	<b>97.6</b>	<b>168</b>	<b>2.1</b>	<b>5,233</b>	<b>64.5</b>	<b>80</b>	<b>1.0</b>	<b>364</b>	<b>4.5</b>
Super., Construction & Extraction Workers (471000)	780	755	96.8	19	2.4	600	76.9	15	1.9	35	4.5
First-Line Sup./Mgrs. of Constr & Extr. Wrks (471011)	780	755	96.8	19	2.4	600	76.9	15	1.9	35	4.5
Construction Trades Workers (472000)	7,089	6,924	97.7	149	2.1	4,418	62.3	65	0.9	329	4.6
Boilermakers (472011)	0	0	0.0	0	0.0	0	0.0	0	0.0	0	0.0
Brickmasons, Blockmasons, & Stonemasons (472020)	465	458	98.5	0	0.0	190	40.9	0	0.0	4	0.9
Carpenters (472031)	2,070	2,030	98.1	35	1.7	1,525	73.7	25	1.2	80	3.9
Carpet, Floor, & Tile Installers & Finishers (472040)	310	309	99.7	0	0.0	250	80.6	0	0.0	25	8.1
Cement Masons, Concrete Finishers, Etc. (472050)	10	10	100.0	0	0.0	0	0.0	0	0.0	10	100.0
Construction Laborers (472061)	1,045	995	95.2	50	4.8	410	39.2	20	1.9	50	4.8
Paving, Surfacing, & Tamping Equip. Oper. (472071)	15	14	93.3	0	0.0	4	26.7	0	0.0	10	66.7
Miscellaneous Construction Equip. Oper. (47207X)	150	154	102.7	0	0.0	115	76.7	0	0.0	25	16.7
Drywall Install., Ceil. Tile Install., & Tapers (472080)	55	55	100.0	0	0.0	40	72.7	0	0.0	0	0.0
Electricians (472111)	600	599	99.8	0	0.0	530	88.3	0	0.0	30	5.0
Glaziers (472121)	55	55	100.0	0	0.0	20	36.4	0	0.0	0	0.0
Insulation Workers (472130)	0	0	0.0	0	0.0	0	0.0	0	0.0	0	0.0
Painters, Construction & Maintenance (472141)	1,525	1,470	96.4	60	3.9	710	46.6	20	1.3	40	2.6
Paperhangers (472142)	20	20	100.0	0	0.0	20	100.0	0	0.0	0	0.0
Pipelayers, Plumbers, Pipefitters, Etc. (472150)	345	340	98.6	4	1.2	300	87.0	0	0.0	10	2.9
Plasterers & Stucco Masons (472161)	4	4	100.0	0	0.0	4	100.0	0	0.0	0	0.0
Roofers (472181)	205	199	97.1	0	0.0	120	58.5	0	0.0	35	17.1
Sheet Metal Workers (472211)	170	169	99.4	0	0.0	145	85.3	0	0.0	10	5.9
Iron & Steel Workers (472XXX)	45	43	95.6	0	0.0	35	77.8	0	0.0	0	0.0
Helpers, Construction Trades (473000)	60	60	100.0	0	0.0	40	66.7	0	0.0	0	0.0
Helpers, Construction Trades (473010)	60	60	100.0	0	0.0	40	66.7	0	0.0	0	0.0
Other Construction & Related Workers (474000)	170	169	99.4	0	0.0	165	97.1	0	0.0	0	0.0
Construction & Building Inspectors (474011)	80	79	98.8	0	0.0	75	93.8	0	0.0	0	0.0
Elevator Installers & Repairers (474021)	0	0	0.0	0	0.0	0	0.0	0	0.0	0	0.0
Fence Erectors (474031)	10	10	100.0	0	0.0	10	100.0	0	0.0	0	0.0
Hazardous Materials Removal Workers (474041)	0	0	0.0	0	0.0	0	0.0	0	0.0	0	0.0

**CONNECTICUT OCCUPATIONAL STATISTICS**  
**for Equal Employment Opportunity and Affirmative Action Planning**  
**2000 Census of Population and Housing - Special EEO Tabulation**

**Stamford/Norwalk PMSA**

Black Non-Hispanic		Hispanic in Any Race				All Other Non-Hispanic				Occupation
Female	%	Male	%	Female	%	Male	%	Female	%	
15	4.8	25	7.9	14	4.4	19	6.0	4	1.3	Computer Operators (439011)
110	18.6	20	3.4	45	7.6	10	1.7	25	4.2	Data Entry Keyers (439021)
10	7.4	0	0.0	10	7.4	0	0.0	10	7.4	Word Processors & Typists (439022)
0	0.0	0	0.0	4	8.0	0	0.0	0	0.0	Desktop Publishers (439031)
25	14.3	0	0.0	10	5.7	10	5.7	0	0.0	Insurance Claims & Policy Proc. Clerks (439041)
20	8.0	4	1.6	0	0.0	24	9.6	15	6.0	Mail Clerks & Mail Mach Oper., Exc. USPS (439051)
255	13.9	30	1.6	110	6.0	25	1.4	35	1.9	Office Clerks, General (439061)
10	50.0	0	0.0	0	0.0	0	0.0	0	0.0	Office Machine Operators, Exc. Computer (439071)
0	0.0	0	0.0	0	0.0	0	0.0	0	0.0	Proofreaders & Copy Markers (439081)
0	0.0	0	0.0	4	10.0	4	10.0	4	10.0	Statistical Assistants (439111)
85	10.6	10	1.2	35	4.3	25	3.1	25	3.1	Office & Admin. Support Workers, All Other (439199)
<b>0</b>	<b>0.0</b>	<b>64</b>	<b>31.2</b>	<b>0</b>	<b>0.0</b>	<b>10</b>	<b>4.9</b>	<b>0</b>	<b>0.0</b>	<b>FARMING, FISHING, &amp; FORESTRY OCCUPATIONS (450000)</b>
0	0.0	4	40.0	0	0.0	0	0.0	0	0.0	Super., Farming, Fishing, & Forestry Wrks (451000)
0	0.0	4	40.0	0	0.0	0	0.0	0	0.0	First-Line Sup./Mgrs. of Farming, Etc. (451010)
0	0.0	60	42.9	0	0.0	0	0.0	0	0.0	Agricultural Workers (452000)
0	0.0	0	0.0	0	0.0	0	0.0	0	0.0	Agricultural Inspectors (452011)
0	0.0	0	0.0	0	0.0	0	0.0	0	0.0	Graders & Sorters, Agricultural Products (452041)
0	0.0	60	46.2	0	0.0	0	0.0	0	0.0	Misc. Agric. Wrks, Incl. Animal Breeders (4520XX)
0	0.0	0	0.0	0	0.0	10	18.2	0	0.0	Fishing & Hunting Workers (453000)
0	0.0	0	0.0	0	0.0	0	0.0	0	0.0	Forest, Conservation, & Logging Workers (454000)
0	0.0	0	0.0	0	0.0	0	0.0	0	0.0	Forest & Conservation Workers (454011)
0	0.0	0	0.0	0	0.0	0	0.0	0	0.0	Logging Workers (454020)
<b>14</b>	<b>0.2</b>	<b>2,129</b>	<b>26.3</b>	<b>64</b>	<b>0.8</b>	<b>192</b>	<b>2.4</b>	<b>10</b>	<b>0.1</b>	<b>CONSTRUCTION &amp; EXTRACTION OCCUPATIONS (470000)</b>
0	0.0	100	12.8	4	0.5	20	2.6	0	0.0	Super., Construction & Extraction Workers (471000)
0	0.0	100	12.8	4	0.5	20	2.6	0	0.0	First-Line Sup./Mgrs. of Constr & Extr. Wrks (471011)
14	0.2	2,005	28.3	60	0.8	172	2.4	10	0.1	Construction Trades Workers (472000)
0	0.0	0	0.0	0	0.0	0	0.0	0	0.0	Boilermakers (472011)
0	0.0	250	53.8	0	0.0	14	3.0	0	0.0	Brickmasons, Blockmasons, & Stonemasons (472020)
10	0.5	385	18.6	0	0.0	40	1.9	0	0.0	Carpenters (472031)
0	0.0	34	11.0	0	0.0	0	0.0	0	0.0	Carpet, Floor, & Tile Installers & Finishers (472040)
0	0.0	0	0.0	0	0.0	0	0.0	0	0.0	Cement Masons, Concrete Finishers, Etc. (472050)
0	0.0	515	49.3	30	2.9	20	1.9	0	0.0	Construction Laborers (472061)
0	0.0	0	0.0	0	0.0	0	0.0	0	0.0	Paving, Surfacing, & Tamping Equip. Oper. (472071)
0	0.0	4	2.7	0	0.0	10	6.7	0	0.0	Miscellaneous Construction Equip. Oper. (47207X)
0	0.0	15	27.3	0	0.0	0	0.0	0	0.0	Drywall Install., Ceil. Tile Install., & Tapers (472080)
0	0.0	15	2.5	0	0.0	24	4.0	0	0.0	Electricians (472111)
0	0.0	35	63.6	0	0.0	0	0.0	0	0.0	Glaziers (472121)
0	0.0	0	0.0	0	0.0	0	0.0	0	0.0	Insulation Workers (472130)
0	0.0	680	44.6	30	2.0	40	2.6	10	0.7	Painters, Construction & Maintenance (472141)
0	0.0	0	0.0	0	0.0	0	0.0	0	0.0	Paperhangers (472142)
4	1.2	20	5.8	0	0.0	10	2.9	0	0.0	Pipelayers, Plumbers, Pipefitters, Etc. (472150)
0	0.0	0	0.0	0	0.0	0	0.0	0	0.0	Plasterers & Stucco Masons (472161)
0	0.0	40	19.5	0	0.0	4	2.0	0	0.0	Roofers (472181)
0	0.0	4	2.4	0	0.0	10	5.9	0	0.0	Sheet Metal Workers (472211)
0	0.0	8	17.8	0	0.0	0	0.0	0	0.0	Iron & Steel Workers (472XXX)
0	0.0	20	33.3	0	0.0	0	0.0	0	0.0	Helpers, Construction Trades (473000)
0	0.0	20	33.3	0	0.0	0	0.0	0	0.0	Helpers, Construction Trades (473010)
0	0.0	4	2.4	0	0.0	0	0.0	0	0.0	Other Construction & Related Workers (474000)
0	0.0	4	5.0	0	0.0	0	0.0	0	0.0	Construction & Building Inspectors (474011)
0	0.0	0	0.0	0	0.0	0	0.0	0	0.0	Elevator Installers & Repairers (474021)
0	0.0	0	0.0	0	0.0	0	0.0	0	0.0	Fence Erectors (474031)
0	0.0	0	0.0	0	0.0	0	0.0	0	0.0	Hazardous Materials Removal Workers (474041)

**CONNECTICUT OCCUPATIONAL STATISTICS**  
**for Equal Employment Opportunity and Affirmative Action Planning**  
**2000 Census of Population and Housing - Special EEO Tabulation**

**Stamford/Norwalk PMSA**

Occupation	Total All Races *	Total Civilian Labor Force				White Non-Hispanic				Black Non-Hispanic	
		Male	%	Female	%	Male	%	Female	%	Male	%
Highway Maintenance Workers (474051)	55	55	100.0	0	0.0	55	100.0	0	0.0	0	0.0
Rail-Track Laying & Maint. Equip. Operators (474061)	0	0	0.0	0	0.0	0	0.0	0	0.0	0	0.0
Septic Tank Serv. & Sewer Pipe Cleaners (474071)	0	0	0.0	0	0.0	0	0.0	0	0.0	0	0.0
Misc. Construction & Rel. Workers (474090)	25	25	100.0	0	0.0	25	100.0	0	0.0	0	0.0
Extraction Workers (475000)	10	10	100.0	0	0.0	10	100.0	0	0.0	0	0.0
Earth Drillers, Except Oil & Gas (475021)	0	0	0.0	0	0.0	0	0.0	0	0.0	0	0.0
Expl. Wrks, Ord. Handling Experts, & Blasters (475031)	0	0	0.0	0	0.0	0	0.0	0	0.0	0	0.0
Mining Machine Operators (475040)	10	10	100.0	0	0.0	10	100.0	0	0.0	0	0.0
Misc. Extraction Workers, Etc. (4750XX)	0	0	0.0	0	0.0	0	0.0	0	0.0	0	0.0
Derrick, Rotary Drill, Etc., Oil, Gas, & Mining (4750YY)	0	0	0.0	0	0.0	0	0.0	0	0.0	0	0.0
<b>INSTALLATION, MAINTENANCE, &amp; REPAIR OCCS. (490000)</b>	<b>3,435</b>	<b>3,307</b>	<b>96.3</b>	<b>105</b>	<b>3.1</b>	<b>2,226</b>	<b>64.8</b>	<b>82</b>	<b>2.4</b>	<b>352</b>	<b>10.2</b>
Super. of Installation, Maint., & Repair Wrks. (491000)	240	219	91.3	19	7.9	185	77.1	15	6.3	10	4.2
First-Line Super./Mgrs. of Mechanics, Etc (491011)	240	219	91.3	19	7.9	185	77.1	15	6.3	10	4.2
Elect. & Electronic Equip. Mechanics, Etc. (492000)	410	357	87.1	49	12.0	285	69.5	45	11.0	60	14.6
Computer, ATM, & Office Mach Repairers (492011)	190	138	72.6	49	25.8	95	50.0	45	23.7	35	18.4
Radio & Telecomm. Equip. Install & Repair (492020)	150	149	99.3	0	0.0	120	80.0	0	0.0	25	16.7
Avionics Technicians (492091)	0	0	0.0	0	0.0	0	0.0	0	0.0	0	0.0
Electric Motor, Pwr Tool, & Related Repairers (492092)	10	10	100.0	0	0.0	10	100.0	0	0.0	0	0.0
Electr. Equip. Install & Repair, Motor Veh. (492096)	0	0	0.0	0	0.0	0	0.0	0	0.0	0	0.0
Electr. Home Entert. Equip. Install & Repair (492097)	25	25	100.0	0	0.0	25	100.0	0	0.0	0	0.0
Security & Fire Alarm Systems Installers (492098)	20	20	100.0	0	0.0	20	100.0	0	0.0	0	0.0
Elect/Electr Repr, Ind., Utility, & Transp. Equip. (49209X)	15	15	100.0	0	0.0	15	100.0	0	0.0	0	0.0
Veh. & Mobile Equip. Mechs, Installers (493000)	1,400	1,391	99.4	8	0.6	864	61.7	8	0.6	99	7.1
Aircraft Mechanics & Service Techs (493011)	40	40	100.0	0	0.0	15	37.5	0	0.0	0	0.0
Automotive Body & Related Repairers (493021)	160	155	96.9	4	2.5	85	53.1	4	2.5	40	25.0
Automotive Glass Installers & Repairers (493022)	20	20	100.0	0	0.0	20	100.0	0	0.0	0	0.0
Automotive Service Techs & Mechanics (493023)	820	825	100.6	0	0.0	515	62.8	0	0.0	40	4.9
Bus & Truck Mechs & Diesel Eng. Specialists (493031)	225	229	101.8	0	0.0	150	66.7	0	0.0	4	1.8
Heavy Veh. & Mob. Equip. Serv. Techs & Mechs (493040)	95	83	87.4	4	4.2	50	52.6	4	4.2	15	15.8
Small Engine Mechanics (493050)	25	25	100.0	0	0.0	25	100.0	0	0.0	0	0.0
Misc. Veh. & Mob. Equip. Mechs, Etc. (493090)	15	14	93.3	0	0.0	4	26.7	0	0.0	0	0.0
Other Installation, Maint. & Repair Occs (499000)	1,385	1,340	96.8	29	2.1	892	64.4	14	1.0	183	13.2
Control & Valve Installers & Repairers (499010)	25	24	96.0	0	0.0	4	16.0	0	0.0	10	40.0
Heating, AC, & Refrig. Mechs & Installers (499021)	325	323	99.4	0	0.0	315	96.9	0	0.0	0	0.0
Home Appliance Repairers (499031)	80	75	93.8	0	0.0	55	68.8	0	0.0	20	25.0
Maintenance & Repair Workers, General (499042)	285	280	98.2	4	1.4	110	38.6	4	1.4	80	28.1
Maintenance Workers, Machinery (499043)	10	0	0.0	10	100.0	0	0.0	10	100.0	0	0.0
Millwrights (499044)	10	8	80.0	0	0.0	4	40.0	0	0.0	0	0.0
Ind. & Refractory Machinery Mechanics (49904X)	155	155	100.0	0	0.0	105	67.7	0	0.0	0	0.0
Electrical Power-Line Installers & Repairers (499051)	30	29	96.7	0	0.0	15	50.0	0	0.0	0	0.0
Telecomm. Line Installers & Repairers (499052)	125	124	99.2	0	0.0	105	84.0	0	0.0	19	15.2
Precision Instrument & Equip. Repairers (499060)	10	8	80.0	0	0.0	4	40.0	0	0.0	0	0.0
Coin, Vending, & Amuse. Mach Servicers (499091)	40	39	97.5	0	0.0	35	87.5	0	0.0	4	10.0
Locksmiths & Safe Repairers (499094)	15	15	100.0	0	0.0	15	100.0	0	0.0	0	0.0
Manufactured Bldg & Mobile Home Install (499095)	0	0	0.0	0	0.0	0	0.0	0	0.0	0	0.0
Riggers (499096)	0	0	0.0	0	0.0	0	0.0	0	0.0	0	0.0
Helpers--Installation, Maint., & Rep. Wrks (499098)	0	0	0.0	0	0.0	0	0.0	0	0.0	0	0.0
Other Install., Maint., & Rpr. Wrks, Etc. (49909X)	275	260	94.5	15	5.5	125	45.5	0	0.0	50	18.2
<b>PRODUCTION OCCUPATIONS (510000)</b>	<b>6,619</b>	<b>4,129</b>	<b>62.4</b>	<b>2,428</b>	<b>36.7</b>	<b>2,256</b>	<b>34.1</b>	<b>827</b>	<b>12.5</b>	<b>569</b>	<b>8.6</b>
Supervisors, Production Workers (511000)	825	600	72.7	220	26.7	390	47.3	140	17.0	55	6.7
First-Line Supr./Mgrs. of Prod. & Oper. Wrks (511011)	825	600	72.7	220	26.7	390	47.3	140	17.0	55	6.7
Assemblers & Fabricators (512000)	845	344	40.7	495	58.6	145	17.2	130	15.4	64	7.6

**CONNECTICUT OCCUPATIONAL STATISTICS**  
**for Equal Employment Opportunity and Affirmative Action Planning**  
**2000 Census of Population and Housing - Special EEO Tabulation**

**Stamford/Norwalk PMSA**

Black Non-Hispanic		Hispanic in Any Race				All Other Non-Hispanic				Occupation
Female	%	Male	%	Female	%	Male	%	Female	%	
0	0.0	0	0.0	0	0.0	0	0.0	0	0.0	Highway Maintenance Workers (474051)
0	0.0	0	0.0	0	0.0	0	0.0	0	0.0	Rail-Track Laying & Maint. Equip. Operators (474061)
0	0.0	0	0.0	0	0.0	0	0.0	0	0.0	Septic Tank Serv. & Sewer Pipe Cleaners (474071)
0	0.0	0	0.0	0	0.0	0	0.0	0	0.0	Misc. Construction & Rel. Workers (474090)
0	0.0	0	0.0	0	0.0	0	0.0	0	0.0	Extraction Workers (475000)
0	0.0	0	0.0	0	0.0	0	0.0	0	0.0	Earth Drillers, Except Oil & Gas (475021)
0	0.0	0	0.0	0	0.0	0	0.0	0	0.0	Expl. Wrkrs, Ord. Handling Experts, & Blasters (475031)
0	0.0	0	0.0	0	0.0	0	0.0	0	0.0	Mining Machine Operators (475040)
0	0.0	0	0.0	0	0.0	0	0.0	0	0.0	Misc. Extraction Workers, Etc. (4750XX)
0	0.0	0	0.0	0	0.0	0	0.0	0	0.0	Derrick, Rotary Drill, Etc., Oil, Gas, & Mining (4750YY)
<b>15</b>	<b>0.4</b>	<b>632</b>	<b>18.4</b>	<b>8</b>	<b>0.2</b>	<b>97</b>	<b>2.8</b>	<b>0</b>	<b>0.0</b>	<b>INSTALLATION, MAINTENANCE, &amp; REPAIR OCCS. (490000)</b>
0	0.0	24	10.0	4	1.7	0	0.0	0	0.0	Super. of Installation, Maint., & Repair Wrkrs. (491000)
0	0.0	24	10.0	4	1.7	0	0.0	0	0.0	First-Line Super./Mgrs. of Mechanics, Etc (491011)
0	0.0	8	2.0	4	1.0	4	1.0	0	0.0	Elect. & Electronic Equip. Mechanics, Etc. (492000)
0	0.0	4	2.1	4	2.1	4	2.1	0	0.0	Computer, ATM, & Office Mach Repairers (492011)
0	0.0	4	2.7	0	0.0	0	0.0	0	0.0	Radio & Telecomm. Equip. Install & Repair (492020)
0	0.0	0	0.0	0	0.0	0	0.0	0	0.0	Avionics Technicians (492091)
0	0.0	0	0.0	0	0.0	0	0.0	0	0.0	Electric Motor, Pwr Tool, & Related Repairers (492092)
0	0.0	0	0.0	0	0.0	0	0.0	0	0.0	Electr. Equip. Install & Repair, Motor Veh. (492096)
0	0.0	0	0.0	0	0.0	0	0.0	0	0.0	Electr. Home Entert. Equip. Install & Repair (492097)
0	0.0	0	0.0	0	0.0	0	0.0	0	0.0	Security & Fire Alarm Systems Installers (492098)
0	0.0	0	0.0	0	0.0	0	0.0	0	0.0	Elect/Electr Repr, Ind., Utility, & Transp. Equip. (49209X)
0	0.0	369	26.4	0	0.0	59	4.2	0	0.0	Veh. & Mobile Equip. Mechs, Installers (493000)
0	0.0	15	37.5	0	0.0	10	25.0	0	0.0	Aircraft Mechanics & Service Techs (493011)
0	0.0	30	18.8	0	0.0	0	0.0	0	0.0	Automotive Body & Related Repairers (493021)
0	0.0	0	0.0	0	0.0	0	0.0	0	0.0	Automotive Glass Installers & Repairers (493022)
0	0.0	225	27.4	0	0.0	45	5.5	0	0.0	Automotive Service Techs & Mechanics (493023)
0	0.0	75	33.3	0	0.0	0	0.0	0	0.0	Bus & Truck Mechs & Diesel Eng. Specialists (493031)
0	0.0	14	14.7	0	0.0	4	4.2	0	0.0	Heavy Veh. & Mob. Equip. Serv. Techs & Mechs (493040)
0	0.0	0	0.0	0	0.0	0	0.0	0	0.0	Small Engine Mechanics (493050)
0	0.0	10	66.7	0	0.0	0	0.0	0	0.0	Misc. Veh. & Mob. Equip. Mechs, Etc. (493090)
<b>15</b>	<b>1.1</b>	<b>231</b>	<b>16.7</b>	<b>0</b>	<b>0.0</b>	<b>34</b>	<b>2.5</b>	<b>0</b>	<b>0.0</b>	<b>Other Installation, Maint. &amp; Repair Occs (499000)</b>
0	0.0	10	40.0	0	0.0	0	0.0	0	0.0	Control & Valve Installers & Repairers (499010)
0	0.0	8	2.5	0	0.0	0	0.0	0	0.0	Heating, AC, & Refrig. Mechs & Installers (499021)
0	0.0	0	0.0	0	0.0	0	0.0	0	0.0	Home Appliance Repairers (499031)
0	0.0	80	28.1	0	0.0	10	3.5	0	0.0	Maintenance & Repair Workers, General (499042)
0	0.0	0	0.0	0	0.0	0	0.0	0	0.0	Maintenance Workers, Machinery (499043)
0	0.0	0	0.0	0	0.0	4	40.0	0	0.0	Millwrights (499044)
0	0.0	50	32.3	0	0.0	0	0.0	0	0.0	Ind. & Refractory Machinery Mechanics (49904X)
0	0.0	4	13.3	0	0.0	10	33.3	0	0.0	Electrical Power-Line Installers & Repairers (499051)
0	0.0	0	0.0	0	0.0	0	0.0	0	0.0	Telecomm. Line Installers & Repairers (499052)
0	0.0	4	40.0	0	0.0	0	0.0	0	0.0	Precision Instrument & Equip. Repairers (499060)
0	0.0	0	0.0	0	0.0	0	0.0	0	0.0	Coin, Vending, & Amuse. Mach Servicers (499091)
0	0.0	0	0.0	0	0.0	0	0.0	0	0.0	Locksmiths & Safe Repairers (499094)
0	0.0	0	0.0	0	0.0	0	0.0	0	0.0	Manufactured Blding & Mobile Home Install (499095)
0	0.0	0	0.0	0	0.0	0	0.0	0	0.0	Riggers (499096)
0	0.0	0	0.0	0	0.0	0	0.0	0	0.0	Helpers--Installation, Maint., & Rep. Wrkrs (499098)
<b>15</b>	<b>5.5</b>	<b>75</b>	<b>27.3</b>	<b>0</b>	<b>0.0</b>	<b>10</b>	<b>3.6</b>	<b>0</b>	<b>0.0</b>	<b>Other Install., Maint., &amp; Rpr. Wrkrs, Etc. (49909X)</b>
<b>424</b>	<b>6.4</b>	<b>1,023</b>	<b>15.5</b>	<b>976</b>	<b>14.7</b>	<b>281</b>	<b>4.2</b>	<b>201</b>	<b>3.0</b>	<b>PRODUCTION OCCUPATIONS (510000)</b>
30	3.6	125	15.2	40	4.8	30	3.6	10	1.2	Supervisors, Production Workers (511000)
30	3.6	125	15.2	40	4.8	30	3.6	10	1.2	First-Line Supr./Mgrs. of Prod. & Oper. Wrkrs (511011)
70	8.3	80	9.5	245	29.0	55	6.5	50	5.9	Assemblers & Fabricators (512000)



**CONNECTICUT OCCUPATIONAL STATISTICS**  
**for Equal Employment Opportunity and Affirmative Action Planning**  
**2000 Census of Population and Housing - Special EEO Tabulation**

**Stamford/Norwalk PMSA**

Occupation	Total All Races *	Total Civilian Labor Force				White Non-Hispanic				Black Non-Hispanic	
		Male	%	Female	%	Male	%	Female	%	Male	%
Aircraft Struct., Surf., Rlg. Assemblers (512011)	0	0	0.0	0	0.0	0	0.0	0	0.0	0	0.0
Elect., Electr., & Electromech. Assemblers (512020)	240	29	12.1	200	83.3	15	6.3	40	16.7	4	1.7
Engine & Other Machine Assemblers (512031)	10	10	100.0	0	0.0	10	100.0	0	0.0	0	0.0
Structural Metal Fabricators & Filters (512041)	0	0	0.0	0	0.0	0	0.0	0	0.0	0	0.0
Miscellaneous Assemblers & Fabricators (512090)	595	305	51.3	295	49.6	120	20.2	90	15.1	60	10.1
Food Processing Workers (513000)	315	263	83.5	55	17.5	100	31.7	25	7.9	85	27.0
Bakers (513011)	180	140	77.8	45	25.0	30	16.7	25	13.9	50	27.8
Butchers/Other Meat, Poultry, Fish Proc Wrkrs (513020)	75	79	105.3	0	0.0	50	66.7	0	0.0	25	33.3
Food & Tob. Roasting, Etc. Mach Op/Tenders (513091)	20	20	100.0	0	0.0	20	100.0	0	0.0	0	0.0
Food Batchmakers (513092)	30	14	46.7	10	33.3	0	0.0	0	0.0	10	33.3
Food Cooking Machine Operators & Tenders (513093)	10	10	100.0	0	0.0	0	0.0	0	0.0	0	0.0
Metal Workers & Plastic Workers (514000)	1,017	798	78.5	203	20.0	383	37.7	69	6.8	77	7.6
Computer Control Programmers & Operators (514010)	10	10	100.0	0	0.0	10	100.0	0	0.0	0	0.0
Extr. & Drawing Mach Set, Etc, Metal & Plastic (514021)	10	10	100.0	0	0.0	10	100.0	0	0.0	0	0.0
Forging Mach Setters, Etc., Metal & Plastic (514022)	0	0	0.0	0	0.0	0	0.0	0	0.0	0	0.0
Rolling Mach Setters, Etc., Metal & Plastic (514023)	0	0	0.0	0	0.0	0	0.0	0	0.0	0	0.0
Cut, Punch, & Press Mach Set, Etc., M/P (514031)	45	40	88.9	4	8.9	20	44.4	4	8.9	10	22.2
Drill & Boring Mach Tool Setters, Etc., M/P (514032)	4	4	100.0	0	0.0	4	100.0	0	0.0	0	0.0
Grinding, Etc. Mach Tool Setters, Etc., M/P (514033)	35	34	97.1	0	0.0	15	42.9	0	0.0	4	11.4
Lathe & Turning Mach Tool Setters, Etc., M/P (514034)	4	4	100.0	0	0.0	0	0.0	0	0.0	4	100.0
Machinists (514041)	225	209	92.9	10	4.4	140	62.2	0	0.0	4	1.8
Metal Furnace & Kiln Operators & Tenders (514050)	4	4	100.0	0	0.0	4	100.0	0	0.0	0	0.0
Model Makers & Patternmakers, M/P (514060)	30	30	100.0	0	0.0	30	100.0	0	0.0	0	0.0
Molders & Molding Mach Setters, Etc., M/P (514070)	10	10	100.0	0	0.0	10	100.0	0	0.0	0	0.0
Tool & Die Makers (514111)	70	69	98.6	0	0.0	55	78.6	0	0.0	0	0.0
Welding, Soldering, & Brazing Workers (514120)	95	84	88.4	4	4.2	45	47.4	0	0.0	0	0.0
Heat Treating Equip. Setters, Etc., M/P (514191)	0	0	0.0	0	0.0	0	0.0	0	0.0	0	0.0
Lay-Out Workers, Metal & Plastic (514192)	0	0	0.0	0	0.0	0	0.0	0	0.0	0	0.0
Plating & Coating Mach Setters, Etc., M/P (514193)	0	0	0.0	0	0.0	0	0.0	0	0.0	0	0.0
Tool Grinders, Filers, & Sharpeners (514194)	0	0	0.0	0	0.0	0	0.0	0	0.0	0	0.0
Other Metal & Plastic Workers, Incl. Milling, Etc. (514XXX)	475	290	61.1	185	38.9	40	8.4	65	13.7	55	11.6
Printing Workers (515000)	350	260	74.3	100	28.6	155	44.3	60	17.1	60	17.1
Bookbinders & Bindery Workers (515010)	70	35	50.0	45	64.3	15	21.4	25	35.7	20	28.6
Job Printers (515021)	90	85	94.4	0	0.0	45	50.0	0	0.0	25	27.8
Prepress Technicians & Workers (515022)	45	20	44.4	25	55.6	20	44.4	25	55.6	0	0.0
Printing Machine Operators (515023)	145	120	82.8	30	20.7	75	51.7	10	6.9	15	10.3
Textile, Apparel, & Furnishings Workers (516000)	899	348	38.7	533	59.3	158	17.6	93	10.3	70	7.8
Laundry & Dry-Cleaning Workers (516011)	230	43	18.7	184	80.0	4	1.7	20	8.7	25	10.9
Pressers, Textile, Garment, & Rel. Materials (516021)	145	33	22.8	110	75.9	4	2.8	15	10.3	25	17.2
Sewing Machine Operators (516031)	290	79	27.2	204	70.3	15	5.2	35	12.1	0	0.0
Shoe & Leather Workers & Repairers (516041)	25	25	100.0	0	0.0	15	60.0	0	0.0	10	40.0
Shoe Machine Operators & Tenders (516042)	0	0	0.0	0	0.0	0	0.0	0	0.0	0	0.0
Tailors, Dressmakers, & Sewers (516050)	95	68	71.6	23	24.2	50	52.6	15	15.8	10	10.5
Textile Bleaching & Dyeing Mach Op/Tenders (516061)	0	0	0.0	0	0.0	0	0.0	0	0.0	0	0.0
Textile Cutting Mach Setters, Opers/Tenders (516062)	10	10	100.0	0	0.0	0	0.0	0	0.0	0	0.0
Textile Knitting & Weaving Mach Setters, Etc. (516063)	4	0	0.0	4	100.0	0	0.0	0	0.0	0	0.0
Textile Winding, Etc. Mach Setters, Op/Tenders (516064)	0	0	0.0	0	0.0	0	0.0	0	0.0	0	0.0
Upholsterers (516093)	50	45	90.0	4	8.0	45	90.0	4	8.0	0	0.0
Misc. Textile, App, & Furn. Wrkrs, Exc. Upholst (51609X)	50	45	90.0	4	8.0	25	50.0	4	8.0	0	0.0
Woodworkers (517000)	224	184	82.1	39	17.4	160	71.4	35	15.6	0	0.0
Cabinetmakers & Bench Carpenters (517011)	110	95	86.4	15	13.6	85	77.3	15	13.6	0	0.0
Furniture Finishers (517021)	40	39	97.5	0	0.0	25	62.5	0	0.0	0	0.0



**CONNECTICUT OCCUPATIONAL STATISTICS**  
**for Equal Employment Opportunity and Affirmative Action Planning**  
**2000 Census of Population and Housing - Special EEO Tabulation**

**Stamford/Norwalk PMSA**

Black Non-Hispanic		Hispanic in Any Race				All Other Non-Hispanic				Occupation
Female	%	Male	%	Female	%	Male	%	Female	%	
0	0.0	0	0.0	0	0.0	0	0.0	0	0.0	Aircraft Struct., Surf., Rig. Assemblers (512011)
25	10.4	0	0.0	110	45.8	10	4.2	25	10.4	Elect., Electr., & Electromech. Assemblers (512020)
0	0.0	0	0.0	0	0.0	0	0.0	0	0.0	Engine & Other Machine Assemblers (512031)
0	0.0	0	0.0	0	0.0	0	0.0	0	0.0	Structural Metal Fabricators & Fitters (512041)
45	7.6	80	13.4	135	22.7	45	7.6	25	4.2	Miscellaneous Assemblers & Fabricators (512090)
30	9.5	64	20.3	0	0.0	14	4.4	0	0.0	Food Processing Workers (513000)
20	11.1	50	27.8	0	0.0	10	5.6	0	0.0	Bakers (513011)
0	0.0	0	0.0	0	0.0	4	5.3	0	0.0	Butchers/Other Meat, Poultry, Fish Proc Wrkrs (513020)
0	0.0	0	0.0	0	0.0	0	0.0	0	0.0	Food & Tob. Roasting, Etc. Mach Op/Tenders (513091)
10	33.3	4	13.3	0	0.0	0	0.0	0	0.0	Food Batchmakers (513092)
0	0.0	10	100.0	0	0.0	0	0.0	0	0.0	Food Cooking Machine Operators & Tenders (513093)
55	5.4	259	25.5	64	6.3	79	7.8	15	1.5	Metal Workers & Plastic Workers (514000)
0	0.0	0	0.0	0	0.0	0	0.0	0	0.0	Computer Control Programmers & Operators (514010)
0	0.0	0	0.0	0	0.0	0	0.0	0	0.0	Extr. & Drawing Mach Set, Etc, Metal & Plastic (514021)
0	0.0	0	0.0	0	0.0	0	0.0	0	0.0	Forging Mach Setters, Etc., Metal & Plastic (514022)
0	0.0	0	0.0	0	0.0	0	0.0	0	0.0	Rolling Mach Setters, Etc., Metal & Plastic (514023)
0	0.0	0	0.0	0	0.0	10	22.2	0	0.0	Cut, Punch, & Press Mach Set, Etc., M/P (514031)
0	0.0	0	0.0	0	0.0	0	0.0	0	0.0	Drill & Boring Mach Tool Setters, Etc., M/P (514032)
0	0.0	15	42.9	0	0.0	0	0.0	0	0.0	Grinding, Etc. Mach Tool Setters, Etc., M/P (514033)
0	0.0	0	0.0	0	0.0	0	0.0	0	0.0	Lathe & Turning Mach Tool Setters, Etc., M/P (514034)
10	4.4	40	17.8	0	0.0	25	11.1	0	0.0	Machinists (514041)
0	0.0	0	0.0	0	0.0	0	0.0	0	0.0	Metal Furnace & Kiln Operators & Tenders (514050)
0	0.0	0	0.0	0	0.0	0	0.0	0	0.0	Model Makers & Patternmakers, M/P (514060)
0	0.0	0	0.0	0	0.0	0	0.0	0	0.0	Molders & Molding Mach Setters, Etc., M/P (514070)
0	0.0	14	20.0	0	0.0	0	0.0	0	0.0	Tool & Die Makers (514111)
0	0.0	35	36.8	4	4.2	4	4.2	0	0.0	Welding, Soldering, & Brazing Workers (514120)
0	0.0	0	0.0	0	0.0	0	0.0	0	0.0	Heat Treating Equip. Setters, Etc., M/P (514191)
0	0.0	0	0.0	0	0.0	0	0.0	0	0.0	Lay-Out Workers, Metal & Plastic (514192)
0	0.0	0	0.0	0	0.0	0	0.0	0	0.0	Plating & Coating Mach Setters, Etc., M/P (514193)
0	0.0	0	0.0	0	0.0	0	0.0	0	0.0	Tool Grinders, Filers, & Sharpeners (514194)
45	9.5	155	32.6	60	12.6	40	8.4	15	3.2	Other Metal & Plastic Workers, Incl. Milling, Etc. (514XXX)
10	2.9	35	10.0	20	5.7	10	2.9	10	2.9	Printing Workers (515000)
10	14.3	0	0.0	10	14.3	0	0.0	0	0.0	Bookbinders & Bindery Workers (515010)
0	0.0	15	16.7	0	0.0	0	0.0	0	0.0	Job Printers (515021)
0	0.0	0	0.0	0	0.0	0	0.0	0	0.0	Prepress Technicians & Workers (515022)
0	0.0	20	13.8	10	6.9	10	6.9	10	6.9	Printing Machine Operators (515023)
139	15.5	108	12.0	244	27.1	12	1.3	57	6.3	Textile, Apparel, & Furnishings Workers (516000)
65	28.3	14	6.1	95	41.3	0	0.0	4	1.7	Laundry & Dry-Cleaning Workers (516011)
40	27.6	0	0.0	35	24.1	4	2.8	20	13.8	Pressers, Textile, Garment, & Rel. Materials (516021)
30	10.3	60	20.7	110	37.9	4	1.4	29	10.0	Sewing Machine Operators (516031)
0	0.0	0	0.0	0	0.0	0	0.0	0	0.0	Shoe & Leather Workers & Repairers (516041)
0	0.0	0	0.0	0	0.0	0	0.0	0	0.0	Shoe Machine Operators & Tenders (516042)
0	0.0	4	4.2	4	4.2	4	4.2	4	4.2	Tailors, Dressmakers, & Sewers (516050)
0	0.0	0	0.0	0	0.0	0	0.0	0	0.0	Textile Bleaching & Dyeing Mach Op/Tenders (516061)
0	0.0	10	100.0	0	0.0	0	0.0	0	0.0	Textile Cutting Mach Setters, Opers/Tenders (516062)
4	100.0	0	0.0	0	0.0	0	0.0	0	0.0	Textile Knitting & Weaving Mach Setters, Etc. (516063)
0	0.0	0	0.0	0	0.0	0	0.0	0	0.0	Textile Winding, Etc. Mach Setters, Op/Tenders (516064)
0	0.0	0	0.0	0	0.0	0	0.0	0	0.0	Upholsterers (516093)
0	0.0	20	40.0	0	0.0	0	0.0	0	0.0	Misc. Textile, App, & Furn. Wrkrs, Exc. Upholst (51609X)
0	0.0	20	8.9	4	1.8	4	1.8	0	0.0	Woodworkers (517000)
0	0.0	10	9.1	0	0.0	0	0.0	0	0.0	Cabinetmakers & Bench Carpenters (517011)
0	0.0	10	25.0	0	0.0	4	10.0	0	0.0	Furniture Finishers (517021)

**CONNECTICUT OCCUPATIONAL STATISTICS**  
**for Equal Employment Opportunity and Affirmative Action Planning**  
**2000 Census of Population and Housing - Special EEO Tabulation**

**Stamford/Norwalk PMSA**

Occupation	Total All Races *	Total Civilian Labor Force				White Non-Hispanic				Black Non-Hispanic	
		Male	%	Female	%	Male	%	Female	%	Male	%
Sawing Mach Setters, Opers, & Tenders, Wood (517041)	10	0	0.0	10	100.0	0	0.0	10	100.0	0	0.0
Woodwork Mach Setters, Op/Tenders, Exc. Sawing (517042)	4	0	0.0	4	100.0	0	0.0	0	0.0	0	0.0
Misc. Woodworkers (5170XX)	60	50	83.3	10	16.7	50	83.3	10	16.7	0	0.0
Plant & System Operators (518000)	165	164	99.4	0	0.0	120	72.7	0	0.0	30	18.2
Power Plant Operators, Distr, & Dispatchers (518010)	0	0	0.0	0	0.0	0	0.0	0	0.0	0	0.0
Stationary Engineers & Boiler Operators (518021)	105	105	100.0	0	0.0	75	71.4	0	0.0	30	28.6
Water & Liq Waste Treat Plant & Sys. Opers (518031)	45	45	100.0	0	0.0	45	100.0	0	0.0	0	0.0
Miscellaneous Plant & System Operators (518090)	15	14	93.3	0	0.0	0	0.0	0	0.0	0	0.0
Other Production Occupations (519000)	1,979	1,168	59.0	783	39.6	645	32.6	275	13.9	128	6.5
Chem. Proc. Mach Setters, Ops, & Tenders (519010)	10	4	40.0	4	40.0	0	0.0	4	40.0	0	0.0
Crushing, Grinding, Etc. Workers (519020)	55	49	89.1	4	7.3	10	18.2	4	7.3	15	27.3
Cutting Workers (519030)	45	38	84.4	10	22.2	15	33.3	10	22.2	4	8.9
Extruding, Form, Press Mach Setters, Opers (519041)	0	0	0.0	0	0.0	0	0.0	0	0.0	0	0.0
Furnace, Kiln, Oven, Drier, & Kettle Op/Tenders (519051)	0	0	0.0	0	0.0	0	0.0	0	0.0	0	0.0
Inspectors, Testers, Sorters, Samplers, Weighers (519061)	515	200	38.8	310	60.2	120	23.3	155	30.1	55	10.7
Jewelers & Precious Stone & Metal Workers (519071)	30	14	46.7	15	50.0	10	33.3	15	50.0	0	0.0
Medical, Dental, & Ophthalmic Laboratory Techns (519080)	85	74	87.1	8	9.4	60	70.6	4	4.7	0	0.0
Packaging & Filling Mach Operators & Tenders (519111)	190	54	28.4	130	68.4	20	10.5	10	5.3	0	0.0
Painting Workers (519120)	75	74	98.7	0	0.0	35	46.7	0	0.0	4	5.3
Photog Process Wrkrs & Processing Mach Ops (519130)	80	64	80.0	10	12.5	60	75.0	10	12.5	0	0.0
Cementing & Gluing Machine Ops & Tenders (519191)	10	10	100.0	0	0.0	0	0.0	0	0.0	10	100.0
Cleaning, Washing, & Metal Pickling Eq Op/Tenders (519192)	4	0	0.0	4	100.0	0	0.0	4	100.0	0	0.0
Etchers & Engravers (519194)	20	10	50.0	10	50.0	10	50.0	10	50.0	0	0.0
Molders, Shapers, & Casters, Exc Metal & Plastic (519195)	55	44	80.0	4	7.3	40	72.7	4	7.3	0	0.0
Paper Goods Machine Setters, Op/Tenders (519196)	25	25	100.0	0	0.0	0	0.0	0	0.0	0	0.0
Tire Builders (519197)	0	0	0.0	0	0.0	0	0.0	0	0.0	0	0.0
Helpers - Production Workers (519198)	65	63	96.9	0	0.0	35	53.8	0	0.0	10	15.4
Other Production Workers (5191XX)	715	445	62.2	274	38.3	230	32.2	45	6.3	30	4.2
<b>TRANSP. &amp; MATERIAL MOVING OCCUPATIONS (530000)</b>	<b>5,178</b>	<b>4,414</b>	<b>85.2</b>	<b>763</b>	<b>14.7</b>	<b>2,157</b>	<b>41.7</b>	<b>314</b>	<b>6.1</b>	<b>1,034</b>	<b>20.0</b>
Super., Transportation & Material Moving Wrkrs (531000)	115	100	87.0	20	17.4	55	47.8	10	8.7	20	17.4
Air Transportation Workers (532000)	145	123	84.8	15	10.3	119	82.1	15	10.3	0	0.0
Aircraft Pilots & Flight Engineers (532010)	130	115	88.5	15	11.5	115	88.5	15	11.5	0	0.0
Air Traffic Control & Airfield Ops Specialists (532020)	15	8	53.3	0	0.0	4	26.7	0	0.0	0	0.0
Motor Vehicle Operators (533000)	3,000	2,768	92.3	232	7.7	1,355	45.2	120	4.0	715	23.8
Bus Drivers (533020)	350	284	81.1	70	20.0	80	22.9	30	8.6	160	45.7
Driver/Sales Workers & Truck Drivers (533030)	1,825	1,715	94.0	115	6.3	1,040	57.0	70	3.8	320	17.5
Taxi Drivers & Chauffeurs (533041)	810	755	93.2	47	5.8	235	29.0	20	2.5	225	27.8
Misc. Motor Vehicle Opers, Incl. Amb. Drivers (5330XX)	15	14	93.3	0	0.0	0	0.0	0	0.0	10	66.7
Rail Transportation Workers (534000)	44	44	100.0	0	0.0	44	100.0	0	0.0	0	0.0
Locomotive Engineers & Operators (534010)	15	15	100.0	0	0.0	15	100.0	0	0.0	0	0.0
Railroad Brake, Signal, & Switch Operators (534021)	0	0	0.0	0	0.0	0	0.0	0	0.0	0	0.0
Railroad Conductors & Yardmasters (534031)	4	4	100.0	0	0.0	4	100.0	0	0.0	0	0.0
Subway, Streetcar, & Other Rail Transp. Workers (5340XX)	25	25	100.0	0	0.0	25	100.0	0	0.0	0	0.0
Water Transportation Workers (535000)	19	23	121.1	0	0.0	19	100.0	0	0.0	0	0.0
Sailors & Marine Oilers (535011)	4	4	100.0	0	0.0	4	100.0	0	0.0	0	0.0
Ship & Boat Captains & Operators (535020)	15	19	126.7	0	0.0	15	100.0	0	0.0	0	0.0
Ship Engineers (535031)	0	0	0.0	0	0.0	0	0.0	0	0.0	0	0.0
Other Transportation Workers (536000)	210	205	97.6	10	4.8	50	23.8	10	4.8	40	19.0
Parking Lot Attendants (536021)	100	105	105.0	0	0.0	25	25.0	0	0.0	20	20.0
Service Station Attendants (536031)	80	80	100.0	0	0.0	15	18.8	0	0.0	20	25.0
Transportation Inspectors (536051)	30	20	66.7	10	33.3	10	33.3	10	33.3	0	0.0
Misc. Transportation Workers (5360XX)	0	0	0.0	0	0.0	0	0.0	0	0.0	0	0.0

**CONNECTICUT OCCUPATIONAL STATISTICS**  
**for Equal Employment Opportunity and Affirmative Action Planning**  
**2000 Census of Population and Housing - Special EEO Tabulation**

**Stamford/Norwalk PMSA**

Black Non-Hispanic		Hispanic in Any Race				All Other Non-Hispanic				Occupation
Female	%	Male	%	Female	%	Male	%	Female	%	
0	0.0	0	0.0	0	0.0	0	0.0	0	0.0	Sawing Mach Setters, Opers, & Tenders, Wood (517041)
0	0.0	0	0.0	4	100.0	0	0.0	0	0.0	Woodwork Mach Setters, Op/Tenders, Exc. Sawing (517042)
0	0.0	0	0.0	0	0.0	0	0.0	0	0.0	Misc. Woodworkers (5170XX)
0	0.0	10	6.1	0	0.0	4	2.4	0	0.0	Plant & System Operators (518000)
0	0.0	0	0.0	0	0.0	0	0.0	0	0.0	Power Plant Operators, Distr, & Dispatchers (518010)
0	0.0	0	0.0	0	0.0	0	0.0	0	0.0	Stationary Engineers & Boiler Operators (518021)
0	0.0	0	0.0	0	0.0	0	0.0	0	0.0	Water & Liq Waste Treat Plant & Sys. Opers (518031)
0	0.0	10	66.7	0	0.0	4	26.7	0	0.0	Miscellaneous Plant & System Operators (518090)
90	4.5	322	16.3	359	18.1	73	3.7	59	3.0	Other Production Occupations (519000)
0	0.0	4	40.0	0	0.0	0	0.0	0	0.0	Chem. Proc. Mach Setters, Ops, & Tenders (519010)
0	0.0	14	25.5	0	0.0	10	18.2	0	0.0	Crushing, Grinding, Etc. Workers (519020)
0	0.0	19	42.2	0	0.0	0	0.0	0	0.0	Cutting Workers (519030)
0	0.0	0	0.0	0	0.0	0	0.0	0	0.0	Extruding, Form, Press Mach Setters, Opers (519041)
0	0.0	0	0.0	0	0.0	0	0.0	0	0.0	Furnace, Kiln, Oven, Drier, & Kettle Op/Tenders (519051)
25	4.9	25	4.9	105	20.4	0	0.0	25	4.9	Inspectors, Testers, Sorters, Samplers, Weighers (519061)
0	0.0	4	13.3	0	0.0	0	0.0	0	0.0	Jewelers & Precious Stone & Metal Workers (519071)
0	0.0	10	11.8	4	4.7	4	4.7	0	0.0	Medical, Dental, & Ophthalmic Laboratory Techns (519080)
25	13.2	34	17.9	75	39.5	0	0.0	20	10.5	Packaging & Filling Mach Operators & Tenders (519111)
0	0.0	35	46.7	0	0.0	0	0.0	0	0.0	Painting Workers (519120)
0	0.0	4	5.0	0	0.0	0	0.0	0	0.0	Photog Process Wrkrs & Processing Mach Ops (519130)
0	0.0	0	0.0	0	0.0	0	0.0	0	0.0	Cementing & Gluing Machine Ops & Tenders (519191)
0	0.0	0	0.0	0	0.0	0	0.0	0	0.0	Cleaning, Washing, & Metal Pickling Eq Op/Tenders (519192)
0	0.0	0	0.0	0	0.0	0	0.0	0	0.0	Etchers & Engravers (519194)
0	0.0	4	7.3	0	0.0	0	0.0	0	0.0	Molders, Shapers, & Casters, Exc Metal & Plastic (519195)
0	0.0	10	40.0	0	0.0	15	60.0	0	0.0	Paper Goods Machine Setters, Op/Tenders (519196)
0	0.0	0	0.0	0	0.0	0	0.0	0	0.0	Tire Builders (519197)
0	0.0	4	6.2	0	0.0	14	21.5	0	0.0	Helpers - Production Workers (519198)
40	5.6	155	21.7	175	24.5	30	4.2	14	2.0	Other Production Workers (5191XX)
<b>189</b>	<b>3.7</b>	<b>971</b>	<b>18.8</b>	<b>228</b>	<b>4.4</b>	<b>252</b>	<b>4.9</b>	<b>32</b>	<b>0.6</b>	<b>TRANSP. &amp; MATERIAL MOVING OCCUPATIONS (530000)</b>
10	8.7	15	13.0	0	0.0	10	8.7	0	0.0	Super., Transportation & Material Moving Wrkrs (531000)
0	0.0	0	0.0	0	0.0	4	2.8	0	0.0	Air Transportation Workers (532000)
0	0.0	0	0.0	0	0.0	0	0.0	0	0.0	Aircraft Pilots & Flight Engineers (532010)
0	0.0	0	0.0	0	0.0	4	26.7	0	0.0	Air Traffic Control & Airfield Ops Specialists (532020)
74	2.5	535	17.8	34	1.1	163	5.4	4	0.1	Motor Vehicle Operators (533000)
40	11.4	40	11.4	0	0.0	4	1.1	0	0.0	Bus Drivers (533020)
30	1.6	285	15.6	15	0.8	70	3.8	0	0.0	Driver/Sales Workers & Truck Drivers (533030)
4	0.5	210	25.9	19	2.3	85	10.5	4	0.5	Taxi Drivers & Chauffeurs (533041)
0	0.0	0	0.0	0	0.0	4	26.7	0	0.0	Misc. Motor Vehicle Opers, Incl. Amb. Drivers (5330XX)
0	0.0	0	0.0	0	0.0	0	0.0	0	0.0	Rail Transportation Workers (534000)
0	0.0	0	0.0	0	0.0	0	0.0	0	0.0	Locomotive Engineers & Operators (534010)
0	0.0	0	0.0	0	0.0	0	0.0	0	0.0	Railroad Brake, Signal, & Switch Operators (534021)
0	0.0	0	0.0	0	0.0	0	0.0	0	0.0	Railroad Conductors & Yardmasters (534031)
0	0.0	0	0.0	0	0.0	0	0.0	0	0.0	Subway, Streetcar, & Other Rail Transp. Workers (5340XX)
0	0.0	4	21.1	0	0.0	0	0.0	0	0.0	Water Transportation Workers (535000)
0	0.0	0	0.0	0	0.0	0	0.0	0	0.0	Sailors & Marine Oilers (535011)
0	0.0	4	26.7	0	0.0	0	0.0	0	0.0	Ship & Boat Captains & Operators (535020)
0	0.0	0	0.0	0	0.0	0	0.0	0	0.0	Ship Engineers (535031)
0	0.0	80	38.1	0	0.0	35	16.7	0	0.0	Other Transportation Workers (536000)
0	0.0	60	60.0	0	0.0	0	0.0	0	0.0	Parking Lot Attendants (536021)
0	0.0	10	12.5	0	0.0	35	43.8	0	0.0	Service Station Attendants (536031)
0	0.0	10	33.3	0	0.0	0	0.0	0	0.0	Transportation Inspectors (536051)
0	0.0	0	0.0	0	0.0	0	0.0	0	0.0	Misc. Transportation Workers (5360XX)

**CONNECTICUT OCCUPATIONAL STATISTICS**  
**for Equal Employment Opportunity and Affirmative Action Planning**  
**2000 Census of Population and Housing - Special EEO Tabulation**

**Stamford/Norwalk PMSA**

Occupation	Total All Races *	Total Civilian Labor Force				White Non-Hispanic				Black Non-Hispanic	
		Male	%	Female	%	Male	%	Female	%	Male	%
Material Moving Workers (537000)	1,645	1,151	70.0	486	29.5	515	31.3	159	9.7	259	15.7
Crane & Tower Operators (537021)	20	20	100.0	0	0.0	20	100.0	0	0.0	0	0.0
Dredge, Excavating, & Loading Mach Op (537030)	45	44	97.8	0	0.0	30	66.7	0	0.0	0	0.0
Hoist & Winch Operators (537041)	0	0	0.0	0	0.0	0	0.0	0	0.0	0	0.0
Industrial Truck & Tractor Operators (537051)	65	49	75.4	14	21.5	25	38.5	4	6.2	0	0.0
Cleaners of Vehicles & Equipment (537061)	180	150	83.3	25	13.9	50	27.8	0	0.0	25	13.9
Laborers & Freight, Stock, & Mat. Movers, Hand (537062)	860	685	79.7	175	20.3	280	32.6	95	11.0	220	25.6
Machine Feeders & Offbearers (537063)	10	0	0.0	10	100.0	0	0.0	0	0.0	0	0.0
Packers & Packagers, Hand (537064)	335	80	23.9	258	77.0	20	6.0	60	17.9	10	3.0
Pumping Station Operators (537070)	0	0	0.0	0	0.0	0	0.0	0	0.0	0	0.0
Refuse & Recyclable Material Collectors (537081)	120	113	94.2	0	0.0	90	75.0	0	0.0	4	3.3
Misc. Material Moving Wrks (537XXX)	10	10	100.0	4	40.0	0	0.0	0	0.0	0	0.0
<b>Unemployed, No Civilian Work Experience Since 1995</b>	<b>670</b>	<b>230</b>	<b>34.3</b>	<b>449</b>	<b>67.0</b>	<b>105</b>	<b>15.7</b>	<b>185</b>	<b>27.6</b>	<b>75</b>	<b>11.2</b>

**CONNECTICUT OCCUPATIONAL STATISTICS**  
**for Equal Employment Opportunity and Affirmative Action Planning**  
**2000 Census of Population and Housing - Special EEO Tabulation**

**Stamford/Norwalk PMSA**

Black Non-Hispanic		Hispanic in Any Race				All Other Non-Hispanic				Occupation
Female	%	Male	%	Female	%	Male	%	Female	%	
105	6.4	337	20.5	194	11.8	40	2.4	28	1.7	Material Moving Workers (537000)
0	0.0	0	0.0	0	0.0	0	0.0	0	0.0	Crane & Tower Operators (537021)
0	0.0	14	31.1	0	0.0	0	0.0	0	0.0	Dredge, Excavating, & Loading Mach Op (537030)
0	0.0	0	0.0	0	0.0	0	0.0	0	0.0	Hoist & Winch Operators (537041)
0	0.0	24	36.9	10	15.4	0	0.0	0	0.0	Industrial Truck & Tractor Operators (537051)
10	5.6	65	36.1	15	8.3	10	5.6	0	0.0	Cleaners of Vehicles & Equipment (537061)
25	2.9	155	18.0	35	4.1	30	3.5	20	2.3	Laborers & Freight, Stock, & Mat. Movers, Hand (537062)
10	100.0	0	0.0	0	0.0	0	0.0	0	0.0	Machine Feeders & Offbearers (537063)
60	17.9	50	14.9	130	38.8	0	0.0	8	2.4	Packers & Packagers, Hand (537064)
0	0.0	0	0.0	0	0.0	0	0.0	0	0.0	Pumping Station Operators (537070)
0	0.0	19	15.8	0	0.0	0	0.0	0	0.0	Refuse & Recyclable Material Collectors (537081)
0	0.0	10	100.0	4	40.0	0	0.0	0	0.0	Misc. Material Moving Wrkrs (537XXX)
<b>80</b>	<b>11.9</b>	<b>40</b>	<b>6.0</b>	<b>160</b>	<b>23.9</b>	<b>10</b>	<b>1.5</b>	<b>24</b>	<b>3.6</b>	<b>Unemployed, No Civilian Work Experience Since 1995</b>



2000

*Connecticut*

*Occupational*

*Statistics*

*WATERBURY*

*MSA*



**CONNECTICUT OCCUPATIONAL STATISTICS**  
**for Equal Employment Opportunity and Affirmative Action Planning**  
**2000 Census of Population and Housing - Special EEO Tabulation**

**Waterbury PMSA**

Occupation	Total All Races *	Total Civilian Labor Force				White Non-Hispanic				Black Non-Hispanic	
		Male	%	Female	%	Male	%	Female	%	Male	%
<b>Total Civilian Labor Force</b>	<b>114,315</b>	<b>59,401</b>	<b>52.0</b>	<b>54,547</b>	<b>47.7</b>	<b>48,624</b>	<b>42.5</b>	<b>43,725</b>	<b>38.2</b>	<b>3,522</b>	<b>3.1</b>
<b>MGMT., BUSINESS, &amp; FIN. OCCS. (110000)</b>	<b>13,450</b>	<b>7,916</b>	<b>58.9</b>	<b>5,499</b>	<b>40.9</b>	<b>7,462</b>	<b>55.5</b>	<b>4,844</b>	<b>36.0</b>	<b>137</b>	<b>1.0</b>
<b>Management Occupations (110001)</b>	<b>9,165</b>	<b>5,893</b>	<b>64.3</b>	<b>3,229</b>	<b>35.2</b>	<b>5,558</b>	<b>60.6</b>	<b>2,930</b>	<b>32.0</b>	<b>95</b>	<b>1.0</b>
Top Executives (111000)	1,615	1,344	83.2	269	16.7	1,295	80.2	255	15.8	4	0.2
Chief Executives (111011)	960	824	85.8	130	13.5	805	83.9	130	13.5	4	0.4
General & Operations Mgrs. (111021)	635	500	78.7	139	21.9	470	74.0	125	19.7	0	0.0
Legislators (111031)	20	20	100.0	0	0.0	20	100.0	0	0.0	0	0.0
Advert., Marketing, Promo., Pub. Rel. (112000)	965	601	62.3	358	37.1	544	56.4	310	32.1	25	2.6
Advertising & Promotions Mgrs. (112011)	30	14	46.7	15	50.0	10	33.3	15	50.0	0	0.0
Marketing & Sales Mgrs. (112020)	905	583	64.4	318	35.1	530	58.6	270	29.8	25	2.8
Public Relations Mgrs. (112031)	30	4	13.3	25	83.3	4	13.3	25	83.3	0	0.0
Operations Specialties Mgrs. (113000)	2,280	1,403	61.5	870	38.2	1,340	58.8	765	33.6	23	1.0
Administrative Services Mgrs. (113011)	65	30	46.2	35	53.8	30	46.2	35	53.8	0	0.0
Computer & Info. Systems Mgrs. (113021)	350	279	79.7	69	19.7	275	78.6	65	18.6	0	0.0
Financial Managers (113031)	925	475	51.4	449	48.5	450	48.6	385	41.6	15	1.6
Human Resources Mgrs. (113040)	285	117	41.1	164	57.5	105	36.8	145	50.9	4	1.4
Industrial Production Mgrs. (113051)	360	310	86.1	55	15.3	300	83.3	55	15.3	0	0.0
Purchasing Managers (113061)	185	115	62.2	68	36.8	115	62.2	50	27.0	0	0.0
Transp., Storage, & Dist. Mgrs. (113071)	110	77	70.0	30	27.3	65	59.1	30	27.3	4	3.6
Other Management Occupations (119000)	4,305	2,545	59.1	1,732	40.2	2,379	55.3	1,600	37.2	43	1.0
Farm, Ranch, & Other Agric. Mgrs. (119011)	35	35	100.0	0	0.0	35	100.0	0	0.0	0	0.0
Farmers & Ranchers (119012)	95	65	68.4	30	31.6	65	68.4	30	31.6	0	0.0
Construction Managers (119021)	380	372	97.9	4	1.1	360	94.7	4	1.1	4	1.1
Education Administrators (119030)	675	299	44.3	375	55.6	280	41.5	340	50.4	15	2.2
Engineering Managers (119041)	160	154	96.3	4	2.5	150	93.8	4	2.5	4	2.5
Food Service Managers (119051)	395	254	64.3	138	34.9	215	54.4	130	32.9	10	2.5
Funeral Directors (119061)	50	40	80.0	4	8.0	40	80.0	4	8.0	0	0.0
Gaming Managers (119071)	0	0	0.0	0	0.0	0	0.0	0	0.0	0	0.0
Lodging Managers (119081)	35	24	68.6	4	11.4	20	57.1	4	11.4	0	0.0
Medical & Health Services Mgrs. (119111)	445	115	25.8	329	73.9	105	23.6	295	66.3	0	0.0
Natural Sciences Managers (119121)	15	4	26.7	10	66.7	4	26.7	10	66.7	0	0.0
Postmasters & Mail Superintendents (119131)	15	4	26.7	4	26.7	0	0.0	4	26.7	0	0.0
Prop., Real Est., & Comm. Assoc. Mgrs. (119141)	270	120	44.4	150	55.6	110	40.7	150	55.6	0	0.0
Social & Community Service Managers (119151)	205	34	16.6	170	82.9	30	14.6	150	73.2	0	0.0
Managers, All Other (119199)	1,530	1,025	67.0	510	33.3	965	63.1	475	31.0	10	0.7
<b>Business &amp; Financial Oper. Occs. (130001)</b>	<b>4,285</b>	<b>2,023</b>	<b>47.2</b>	<b>2,270</b>	<b>53.0</b>	<b>1,904</b>	<b>44.4</b>	<b>1,914</b>	<b>44.7</b>	<b>42</b>	<b>1.0</b>
Business Operations Specialists (131000)	2,250	996	44.3	1,253	55.7	945	42.0	1,025	45.6	14	0.6
Agents & Bus. Mgrs. of Artists, Etc. (131011)	10	0	0.0	10	100.0	0	0.0	10	100.0	0	0.0
Purch. Agts & Buyers, Farm Prod. (131021)	10	10	100.0	0	0.0	10	100.0	0	0.0	0	0.0
Whsle & Ret. Buyers, Exc. Farm Prod. (131022)	75	50	66.7	30	40.0	50	66.7	30	40.0	0	0.0
Purch. Agts, Exc. Whsle, Ret., Etc. (131023)	295	70	23.7	219	74.2	70	23.7	215	72.9	0	0.0
Claims Adj., Appr., Examiners, & Invest. (131030)	235	114	48.5	119	50.6	95	40.4	90	38.3	0	0.0
Compliance Officers, Exc. Agri., Etc. (131041)	95	60	63.2	35	36.8	50	52.6	35	36.8	0	0.0
Cost Estimators (131051)	45	45	100.0	0	0.0	45	100.0	0	0.0	0	0.0
Human Res., Training, & Labor Rel. Spec. (131070)	675	265	39.3	410	60.7	265	39.3	280	41.5	0	0.0
Logisticians (131081)	55	0	0.0	55	100.0	0	0.0	55	100.0	0	0.0
Management Analysts (131111)	425	252	59.3	170	40.0	240	56.5	150	35.3	4	0.9
Meeting & Convention Planners (131121)	10	10	100.0	0	0.0	0	0.0	0	0.0	10	100.0
Other Business Operations Specialists (1311XX)	320	120	37.5	205	64.1	120	37.5	160	50.0	0	0.0
Financial Specialists (132000)	2,035	1,027	50.5	1,017	50.0	959	47.1	889	43.7	28	1.4
Accountants & Auditors (132011)	1,235	620	50.2	620	50.2	590	47.8	550	44.5	20	1.6
Appraisers & Assessors of Real Estate (132021)	65	55	84.6	10	15.4	55	84.6	10	15.4	0	0.0

**CONNECTICUT OCCUPATIONAL STATISTICS**  
**for Equal Employment Opportunity and Affirmative Action Planning**  
**2000 Census of Population and Housing - Special EEO Tabulation**

**Waterbury PMSA**

Black Non-Hispanic		Hispanic in Any Race				All Other Non-Hispanic				Occupation
Female	%	Male	%	Female	%	Male	%	Female	%	
4,239	3.7	5,225	4.6	4,815	4.2	2,030	1.8	1,768	1.5	<b>Total Civilian Labor Force</b>
308	2.3	218	1.6	218	1.6	99	0.7	129	1.0	<b>MGMT., BUSINESS, &amp; FIN. OCCS. (110000)</b>
148	1.6	159	1.7	76	0.8	81	0.9	75	0.8	<b>Management Occupations (110001)</b>
0	0.0	35	2.2	14	0.9	10	0.6	0	0.0	Top Executives (111000)
0	0.0	15	1.6	0	0.0	0	0.0	0	0.0	Chief Executives (111011)
0	0.0	20	3.1	14	2.2	10	1.6	0	0.0	General & Operations Mgrs. (111021)
0	0.0	0	0.0	0	0.0	0	0.0	0	0.0	Legislators (111031)
4	0.4	14	1.5	25	2.6	18	1.9	19	2.0	Advert., Marketing., Promo., Pub. Rel. (112000)
0	0.0	4	13.3	0	0.0	0	0.0	0	0.0	Advertising & Promotions Mgrs. (112011)
4	0.4	10	1.1	25	2.8	18	2.0	19	2.1	Marketing & Sales Mgrs. (112020)
0	0.0	0	0.0	0	0.0	0	0.0	0	0.0	Public Relations Mgrs. (112031)
54	2.4	28	1.2	33	1.4	12	0.5	18	0.8	Operations Specialties Mgrs. (113000)
0	0.0	0	0.0	0	0.0	0	0.0	0	0.0	Administrative Services Mgrs. (113011)
0	0.0	0	0.0	0	0.0	4	1.1	4	1.1	Computer & Info. Systems Mgrs. (113021)
50	5.4	10	1.1	4	0.4	0	0.0	10	1.1	Financial Managers (113031)
4	1.4	4	1.4	15	5.3	4	1.4	0	0.0	Human Resources Mgrs. (113040)
0	0.0	10	2.8	0	0.0	0	0.0	0	0.0	Industrial Production Mgrs. (113051)
0	0.0	0	0.0	14	7.6	0	0.0	4	2.2	Purchasing Managers (113061)
0	0.0	4	3.6	0	0.0	4	3.6	0	0.0	Transp., Storage, & Dist. Mgrs. (113071)
90	2.1	82	1.9	4	0.1	41	1.0	38	0.9	Other Management Occupations (119000)
0	0.0	0	0.0	0	0.0	0	0.0	0	0.0	Farm, Ranch, & Other Agric. Mgrs. (119011)
0	0.0	0	0.0	0	0.0	0	0.0	0	0.0	Farmers & Ranchers (119012)
0	0.0	0	0.0	0	0.0	8	2.1	0	0.0	Construction Managers (119021)
25	3.7	0	0.0	0	0.0	4	0.6	10	1.5	Education Administrators (119030)
0	0.0	0	0.0	0	0.0	0	0.0	0	0.0	Engineering Managers (119041)
0	0.0	14	3.5	4	1.0	15	3.8	4	1.0	Food Service Managers (119051)
0	0.0	0	0.0	0	0.0	0	0.0	0	0.0	Funeral Directors (119061)
0	0.0	0	0.0	0	0.0	0	0.0	0	0.0	Gaming Managers (119071)
0	0.0	0	0.0	0	0.0	4	11.4	0	0.0	Lodging Managers (119081)
30	6.7	10	2.2	0	0.0	0	0.0	4	0.9	Medical & Health Services Mgrs. (119111)
0	0.0	0	0.0	0	0.0	0	0.0	0	0.0	Natural Sciences Managers (119121)
0	0.0	4	26.7	0	0.0	0	0.0	0	0.0	Postmasters & Mail Superintendents (119131)
0	0.0	10	3.7	0	0.0	0	0.0	0	0.0	Prop., Real Est., & Comm. Assoc. Mgrs. (119141)
10	4.9	4	2.0	0	0.0	0	0.0	10	4.9	Social & Community Service Managers (119151)
25	1.6	40	2.6	0	0.0	10	0.7	10	0.7	Managers, All Other (119199)
160	3.7	59	1.4	142	3.3	18	0.4	54	1.3	<b>Business &amp; Financial Oper. Occs. (130001)</b>
105	4.7	29	1.3	93	4.1	8	0.4	30	1.3	Business Operations Specialists (131000)
0	0.0	0	0.0	0	0.0	0	0.0	0	0.0	Agents & Bus. Mgrs. of Artists, Etc. (131011)
0	0.0	0	0.0	0	0.0	0	0.0	0	0.0	Purch. Agts & Buyers, Farm Prod. (131021)
0	0.0	0	0.0	0	0.0	0	0.0	0	0.0	Whsle & Ret. Buyers, Exc. Farm Prod. (131022)
0	0.0	0	0.0	4	1.4	0	0.0	0	0.0	Purch. Agts, Exc. Whsle, Ret., Etc. (131023)
10	4.3	15	6.4	19	8.1	4	1.7	0	0.0	Claims Adj., Appr., Examiners, & Invest. (131030)
0	0.0	10	10.5	0	0.0	0	0.0	0	0.0	Compliance Officers, Exc. Agri., Etc. (131041)
0	0.0	0	0.0	0	0.0	0	0.0	0	0.0	Cost Estimators (131051)
45	6.7	0	0.0	55	8.1	0	0.0	30	4.4	Human Res., Training, & Labor Rel. Spec. (131070)
0	0.0	0	0.0	0	0.0	0	0.0	0	0.0	Logisticians (131081)
20	4.7	4	0.9	0	0.0	4	0.9	0	0.0	Management Analysts (131111)
0	0.0	0	0.0	0	0.0	0	0.0	0	0.0	Meeting & Convention Planners (131121)
30	9.4	0	0.0	15	4.7	0	0.0	0	0.0	Other Business Operations Specialists (1311XX)
55	2.7	30	1.5	49	2.4	10	0.5	24	1.2	Financial Specialists (132000)
30	2.4	10	0.8	20	1.6	0	0.0	20	1.6	Accountants & Auditors (132011)
0	0.0	0	0.0	0	0.0	0	0.0	0	0.0	Appraisers & Assessors of Real Estate (132021)

**CONNECTICUT OCCUPATIONAL STATISTICS**  
**for Equal Employment Opportunity and Affirmative Action Planning**  
**2000 Census of Population and Housing - Special EEO Tabulation**

**Waterbury PMSA**

Occupation	Total All Races *	Total Civilian Labor Force				White Non-Hispanic				Black Non-Hispanic	
		Male	%	Female	%	Male	%	Female	%	Male	%
Budget Analysts (132031)	25	25	100.0	4	16.0	15	60.0	4	16.0	0	0.0
Credit Analysts (132041)	15	4	26.7	10	66.7	4	26.7	10	66.7	0	0.0
Financial Analysts (132051)	35	20	57.1	15	42.9	20	57.1	15	42.9	0	0.0
Personal Financial Advisors (132052)	185	99	53.5	85	45.9	95	51.4	85	45.9	4	2.2
Insurance Underwriters (132053)	80	15	18.8	59	73.8	15	18.8	55	68.8	0	0.0
Financial Examiners (132061)	0	0	0.0	0	0.0	0	0.0	0	0.0	0	0.0
Loan Counselors & Officers (132070)	250	134	53.6	120	48.0	120	48.0	85	34.0	4	1.6
Tax Examiners, Collectors, & Rev. Agts (132081)	25	10	40.0	20	80.0	0	0.0	20	80.0	0	0.0
Tax Preparers (132082)	75	20	26.7	54	72.0	20	26.7	35	46.7	0	0.0
Financial Specialists, All Other (132099)	45	25	55.6	20	44.4	25	55.6	20	44.4	0	0.0
<b>PROFESSIONAL &amp; RELATED OCCUPATIONS (150000)</b>	<b>21,816</b>	<b>8,549</b>	<b>39.2</b>	<b>13,125</b>	<b>60.2</b>	<b>7,359</b>	<b>33.7</b>	<b>11,491</b>	<b>52.7</b>	<b>342</b>	<b>1.6</b>
<b>Computer &amp; Mathematical Occupations (150001)</b>	<b>2,255</b>	<b>1,676</b>	<b>74.3</b>	<b>559</b>	<b>24.8</b>	<b>1,350</b>	<b>59.9</b>	<b>474</b>	<b>21.0</b>	<b>19</b>	<b>0.8</b>
Computer Specialists (151000)	2,210	1,651	74.7	541	24.5	1,325	60.0	460	20.8	19	0.9
Computer Programmers (151021)	525	409	77.9	108	20.6	335	63.8	85	16.2	4	0.8
Computer Software Engineers (151030)	495	413	83.4	75	15.2	290	58.6	50	10.1	15	3.0
Computer Support Specialists (151041)	260	145	55.8	114	43.8	125	48.1	100	38.5	0	0.0
Database Administrators (151061)	50	40	80.0	10	20.0	30	60.0	10	20.0	0	0.0
Network & Computer Syst. Admins. (151071)	180	155	86.1	25	13.9	120	66.7	25	13.9	0	0.0
Network Sys. & Data Comm. Analysts (151081)	215	155	72.1	65	30.2	135	62.8	50	23.3	0	0.0
Computer Scientists & Sys. Analysts (1510XX)	485	334	68.9	144	29.7	290	59.8	140	28.9	0	0.0
Mathematical Scientists (152000)	45	25	55.6	18	40.0	25	55.6	14	31.1	0	0.0
Actuaries (152011)	10	0	0.0	10	100.0	0	0.0	10	100.0	0	0.0
Operations Research Analysts (152031)	35	25	71.4	8	22.9	25	71.4	4	11.4	0	0.0
Misc. Math Science Occupations (1520XX)	0	0	0.0	0	0.0	0	0.0	0	0.0	0	0.0
<b>Architecture &amp; Engineering Occs. (170001)</b>	<b>2,370</b>	<b>2,150</b>	<b>90.7</b>	<b>200</b>	<b>8.4</b>	<b>1,934</b>	<b>81.6</b>	<b>178</b>	<b>7.5</b>	<b>47</b>	<b>2.0</b>
Architects, Surveyors, & Cartographers (171000)	60	60	100.0	0	0.0	60	100.0	0	0.0	0	0.0
Architects, Except Naval (171010)	45	45	100.0	0	0.0	45	100.0	0	0.0	0	0.0
Surv., Cartog., & Photogrammetrists (171020)	15	15	100.0	0	0.0	15	100.0	0	0.0	0	0.0
Engineers (172000)	1,480	1,376	93.0	99	6.7	1,234	83.4	89	6.0	28	1.9
Aerospace Engineers (172011)	95	95	100.0	0	0.0	95	100.0	0	0.0	0	0.0
Chemical Engineers (172041)	45	45	100.0	0	0.0	45	100.0	0	0.0	0	0.0
Civil Engineers (172051)	105	104	99.0	0	0.0	100	95.2	0	0.0	4	3.8
Computer Hardware Engineers (172061)	70	70	100.0	0	0.0	60	85.7	0	0.0	0	0.0
Electrical & Electronics Engineers (172070)	285	274	96.1	10	3.5	260	91.2	0	0.0	4	1.4
Environmental Engineers (172081)	25	14	56.0	10	40.0	4	16.0	10	40.0	10	40.0
Ind. Engineers, Incl. Health & Safety (172110)	275	210	76.4	65	23.6	175	63.6	65	23.6	0	0.0
Marine Engineers & Naval Architects (172121)	0	0	0.0	0	0.0	0	0.0	0	0.0	0	0.0
Materials Engineers (172131)	50	45	90.0	4	8.0	45	90.0	4	8.0	0	0.0
Mechanical Engineers (172141)	265	255	96.2	10	3.8	210	79.2	10	3.8	0	0.0
Nuclear Engineers (172161)	25	25	100.0	0	0.0	25	100.0	0	0.0	0	0.0
Petroleum, Mining & Geological Engrs. (1721XX)	0	0	0.0	0	0.0	0	0.0	0	0.0	0	0.0
Miscellaneous Engineers, Incl. Agric. (172XXX)	240	239	99.6	0	0.0	215	89.6	0	0.0	10	4.2
Drafters, Engrng. & Mapping Techs. (173000)	830	714	86.0	101	12.2	640	77.1	89	10.7	19	2.3
Drafters (173010)	275	230	83.6	45	16.4	215	78.2	45	16.4	0	0.0
Engineering Technicians, Exc. Drafters (173020)	520	464	89.2	48	9.2	405	77.9	40	7.7	19	3.7
Surveying & Mapping Technicians (173031)	35	20	57.1	8	22.9	20	57.1	4	11.4	0	0.0
<b>Life, Physical, &amp; Social Science Occs. (190001)</b>	<b>874</b>	<b>480</b>	<b>54.9</b>	<b>364</b>	<b>41.6</b>	<b>424</b>	<b>48.5</b>	<b>319</b>	<b>36.5</b>	<b>0</b>	<b>0.0</b>
Life Scientists (191000)	130	90	69.2	34	26.2	80	61.5	34	26.2	0	0.0
Agricultural & Food Scientists (191010)	40	35	87.5	4	10.0	35	87.5	4	10.0	0	0.0
Biological Scientists (191020)	40	20	50.0	15	37.5	20	50.0	15	37.5	0	0.0
Conservation Scientists & Foresters (191030)	0	0	0.0	0	0.0	0	0.0	0	0.0	0	0.0
Medical Scientists (191040)	50	35	70.0	15	30.0	25	50.0	15	30.0	0	0.0

**CONNECTICUT OCCUPATIONAL STATISTICS**  
**for Equal Employment Opportunity and Affirmative Action Planning**  
**2000 Census of Population and Housing - Special EEO Tabulation**

**Waterbury PMSA**

Black Non-Hispanic		Hispanic in Any Race				All Other Non-Hispanic				Occupation
Female	%	Male	%	Female	%	Male	%	Female	%	
0	0.0	0	0.0	0	0.0	10	40.0	0	0.0	Budget Analysts (132031)
0	0.0	0	0.0	0	0.0	0	0.0	0	0.0	Credit Analysts (132041)
0	0.0	0	0.0	0	0.0	0	0.0	0	0.0	Financial Analysts (132051)
0	0.0	0	0.0	0	0.0	0	0.0	0	0.0	Personal Financial Advisors (132052)
0	0.0	0	0.0	4	5.0	0	0.0	0	0.0	Insurance Underwriters (132053)
0	0.0	0	0.0	0	0.0	0	0.0	0	0.0	Financial Examiners (132061)
25	10.0	10	4.0	10	4.0	0	0.0	0	0.0	Loan Counselors & Officers (132070)
0	0.0	10	40.0	0	0.0	0	0.0	0	0.0	Tax Examiners, Collectors, & Rev. Agts (132081)
0	0.0	0	0.0	15	20.0	0	0.0	4	5.3	Tax Preparers (132082)
0	0.0	0	0.0	0	0.0	0	0.0	0	0.0	Financial Specialists, All Other (132099)
<b>688</b>	<b>3.2</b>	<b>404</b>	<b>1.9</b>	<b>589</b>	<b>2.7</b>	<b>444</b>	<b>2.0</b>	<b>357</b>	<b>1.6</b>	<b>PROFESSIONAL &amp; RELATED OCCUPATIONS (150000)</b>
<b>23</b>	<b>1.0</b>	<b>73</b>	<b>3.2</b>	<b>24</b>	<b>1.1</b>	<b>234</b>	<b>10.4</b>	<b>38</b>	<b>1.7</b>	<b>Computer &amp; Mathematical Occupations (150001)</b>
23	1.0	73	3.3	20	0.9	234	10.6	38	1.7	Computer Specialists (151000)
4	0.8	30	5.7	0	0.0	40	7.6	19	3.6	Computer Programmers (151021)
0	0.0	19	3.8	10	2.0	89	18.0	15	3.0	Computer Software Engineers (151030)
4	1.5	10	3.8	10	3.8	10	3.8	0	0.0	Computer Support Specialists (151041)
0	0.0	10	20.0	0	0.0	0	0.0	0	0.0	Database Administrators (151061)
0	0.0	0	0.0	0	0.0	35	19.4	0	0.0	Network & Computer Syst. Admins. (151071)
15	7.0	0	0.0	0	0.0	20	9.3	0	0.0	Network Sys. & Data Comm. Analysts (151081)
0	0.0	4	0.8	0	0.0	40	8.2	4	0.8	Computer Scientists & Sys. Analysts (1510XX)
0	0.0	0	0.0	4	8.9	0	0.0	0	0.0	Mathematical Scientists (152000)
0	0.0	0	0.0	0	0.0	0	0.0	0	0.0	Actuaries (152011)
0	0.0	0	0.0	4	11.4	0	0.0	0	0.0	Operations Research Analysts (152031)
0	0.0	0	0.0	0	0.0	0	0.0	0	0.0	Misc. Math Science Occupations (1520XX)
<b>4</b>	<b>0.2</b>	<b>130</b>	<b>5.5</b>	<b>18</b>	<b>0.8</b>	<b>39</b>	<b>1.6</b>	<b>0</b>	<b>0.0</b>	<b>Architecture &amp; Engineering Occs. (170001)</b>
0	0.0	0	0.0	0	0.0	0	0.0	0	0.0	Architects, Surveyors, & Cartographers (171000)
0	0.0	0	0.0	0	0.0	0	0.0	0	0.0	Architects, Except Naval (171010)
0	0.0	0	0.0	0	0.0	0	0.0	0	0.0	Surv., Cartog., & Photogrammetrists (171020)
0	0.0	75	5.1	10	0.7	39	2.6	0	0.0	Engineers (172000)
0	0.0	0	0.0	0	0.0	0	0.0	0	0.0	Aerospace Engineers (172011)
0	0.0	0	0.0	0	0.0	0	0.0	0	0.0	Chemical Engineers (172041)
0	0.0	0	0.0	0	0.0	0	0.0	0	0.0	Civil Engineers (172051)
0	0.0	0	0.0	0	0.0	10	14.3	0	0.0	Computer Hardware Engineers (172061)
0	0.0	10	3.5	10	3.5	0	0.0	0	0.0	Electrical & Electronics Engineers (172070)
0	0.0	0	0.0	0	0.0	0	0.0	0	0.0	Environmental Engineers (172081)
0	0.0	35	12.7	0	0.0	0	0.0	0	0.0	Ind. Engineers, Incl. Health & Safety (172110)
0	0.0	0	0.0	0	0.0	0	0.0	0	0.0	Marine Engineers & Naval Architects (172121)
0	0.0	0	0.0	0	0.0	0	0.0	0	0.0	Materials Engineers (172131)
0	0.0	30	11.3	0	0.0	15	5.7	0	0.0	Mechanical Engineers (172141)
0	0.0	0	0.0	0	0.0	0	0.0	0	0.0	Nuclear Engineers (172161)
0	0.0	0	0.0	0	0.0	0	0.0	0	0.0	Petroleum, Mining & Geological Engrs. (1721XX)
0	0.0	0	0.0	0	0.0	14	5.8	0	0.0	Miscellaneous Engineers, Incl. Agric. (172XXX)
4	0.5	55	6.6	8	1.0	0	0.0	0	0.0	Drafters, Engrng. & Mapping Techs. (173000)
0	0.0	15	5.5	0	0.0	0	0.0	0	0.0	Drafters (173010)
4	0.8	40	7.7	4	0.8	0	0.0	0	0.0	Engineering Technicians, Exc. Drafters (173020)
0	0.0	0	0.0	4	11.4	0	0.0	0	0.0	Surveying & Mapping Technicians (173031)
<b>8</b>	<b>0.9</b>	<b>10</b>	<b>1.1</b>	<b>18</b>	<b>2.1</b>	<b>46</b>	<b>5.3</b>	<b>19</b>	<b>2.2</b>	<b>Life, Physical, &amp; Social Science Occs. (190001)</b>
0	0.0	0	0.0	0	0.0	10	7.7	0	0.0	Life Scientists (191000)
0	0.0	0	0.0	0	0.0	0	0.0	0	0.0	Agricultural & Food Scientists (191010)
0	0.0	0	0.0	0	0.0	0	0.0	0	0.0	Biological Scientists (191020)
0	0.0	0	0.0	0	0.0	0	0.0	0	0.0	Conservation Scientists & Foresters (191030)
0	0.0	0	0.0	0	0.0	10	20.0	0	0.0	Medical Scientists (191040)

**CONNECTICUT OCCUPATIONAL STATISTICS**  
**for Equal Employment Opportunity and Affirmative Action Planning**  
**2000 Census of Population and Housing - Special EEO Tabulation**

**Waterbury PMSA**

Occupation	Total All Races *	Total Civilian Labor Force				White Non-Hispanic				Black Non-Hispanic	
		Male	%	Female	%	Male	%	Female	%	Male	%
Physical Scientists (192000)	265	163	61.5	89	33.6	145	54.7	70	26.4	0	0.0
Astronomers & Physicists (192010)	0	0	0.0	0	0.0	0	0.0	0	0.0	0	0.0
Atmospheric & Space Scientists (192021)	0	0	0.0	0	0.0	0	0.0	0	0.0	0	0.0
Chemists & Materials Scientists (192030)	135	95	70.4	39	28.9	95	70.4	35	25.9	0	0.0
Environ. Scientists & Geoscientists (192040)	40	20	50.0	15	37.5	20	50.0	15	37.5	0	0.0
Physical Scientists, All Other (192099)	90	48	53.3	35	38.9	30	33.3	20	22.2	0	0.0
Social Scientists & Related Workers (193000)	240	100	41.7	148	61.7	90	37.5	140	58.3	0	0.0
Economists (193011)	0	0	0.0	0	0.0	0	0.0	0	0.0	0	0.0
Market & Survey Researchers (193020)	35	15	42.9	20	57.1	15	42.9	20	57.1	0	0.0
Psychologists (193030)	165	50	30.3	118	71.5	40	24.2	110	66.7	0	0.0
Urban & Regional Planners (193051)	0	0	0.0	0	0.0	0	0.0	0	0.0	0	0.0
Misc. Soc. Scientists, Incl. Sociologists (1930XX)	40	35	87.5	10	25.0	35	87.5	10	25.0	0	0.0
Life, Physical, & Soc.Science Techs. (194000)	239	127	53.1	93	38.9	109	45.6	75	31.4	0	0.0
Agric. & Food Science Technicians (194011)	30	10	33.3	20	66.7	10	33.3	20	66.7	0	0.0
Biological Technicians (194021)	15	15	100.0	0	0.0	15	100.0	0	0.0	0	0.0
Chemical Technicians (194031)	115	63	54.8	39	33.9	55	47.8	35	30.4	0	0.0
Geological & Petroleum Technicians (194041)	4	4	100.0	0	0.0	4	100.0	0	0.0	0	0.0
Misc. Life, Phy., & Soc. Sci. Techs. (1940XX)	75	35	46.7	34	45.3	25	33.3	20	26.7	0	0.0
<b>Community &amp; Social Services Occs. (210001)</b>	<b>1,945</b>	<b>616</b>	<b>31.7</b>	<b>1,308</b>	<b>67.2</b>	<b>470</b>	<b>24.2</b>	<b>950</b>	<b>48.8</b>	<b>99</b>	<b>5.1</b>
Counselors, Soc. Workers, & Others (211000)	1,645	433	26.3	1,204	73.2	295	17.9	870	52.9	95	5.8
Counselors (211010)	495	145	29.3	349	70.5	105	21.2	290	58.6	25	5.1
Social Workers (211020)	870	179	20.6	693	79.7	115	13.2	470	54.0	40	4.6
Misc. Comm. & Soc. Serv. Specialists (211090)	280	109	38.9	162	57.9	75	26.8	110	39.3	30	10.7
Religious Workers (212000)	300	183	61.0	104	34.7	175	58.3	80	26.7	4	1.3
Clergy (212011)	180	149	82.8	24	13.3	145	80.6	10	5.6	4	2.2
Directors, Religious Activities & Educ. (212021)	40	20	50.0	15	37.5	20	50.0	15	37.5	0	0.0
Religious Workers, All Other (212099)	80	14	17.5	65	81.3	10	12.5	55	68.8	0	0.0
<b>Legal Occupations (230001)</b>	<b>870</b>	<b>334</b>	<b>38.4</b>	<b>531</b>	<b>61.0</b>	<b>320</b>	<b>36.8</b>	<b>475</b>	<b>54.6</b>	<b>10</b>	<b>1.1</b>
Lawyers, Judges, & Related Workers (231000)	390	254	65.1	133	34.1	250	64.1	125	32.1	0	0.0
Lawyers (231011)	370	235	63.5	133	35.9	235	63.5	125	33.8	0	0.0
Judges, Magistrates, & Other Jud. Wrkrs (231020)	20	19	95.0	0	0.0	15	75.0	0	0.0	0	0.0
Legal Support Workers (232000)	480	80	16.7	398	82.9	70	14.6	350	72.9	10	2.1
Paralegals & Legal Assistants (232011)	265	20	7.5	244	92.1	20	7.5	230	86.8	0	0.0
Miscellaneous Legal Support Workers (232090)	215	60	27.9	154	71.6	50	23.3	120	55.8	10	4.7
<b>Education, Training, &amp; Library Occs. (250001)</b>	<b>5,990</b>	<b>1,396</b>	<b>23.3</b>	<b>4,581</b>	<b>76.5</b>	<b>1,218</b>	<b>20.3</b>	<b>4,110</b>	<b>68.6</b>	<b>60</b>	<b>1.0</b>
Postsecondary Teachers (251000)	480	244	50.8	238	49.6	155	32.3	210	43.8	50	10.4
Primary, Sec. & Special Ed. Teachers (252000)	4,030	968	24.0	3,049	75.7	919	22.8	2,830	70.2	0	0.0
Preschool & Kindergarten Teachers (252010)	405	29	7.2	369	91.1	4	1.0	330	81.5	0	0.0
Elementary & Middle School Teachers (252020)	2,460	454	18.5	1,997	81.2	440	17.9	1,860	75.6	0	0.0
Secondary School Teachers (252030)	870	440	50.6	429	49.3	440	50.6	390	44.8	0	0.0
Special Education Teachers (252040)	295	45	15.3	254	86.1	35	11.9	250	84.7	0	0.0
Other Teachers & Instructors (253000)	425	110	25.9	314	73.9	90	21.2	245	57.6	10	2.4
Librarians, Curators, & Archivists (254000)	195	4	2.1	195	100.0	4	2.1	175	89.7	0	0.0
Archivists, Curators, & Museum Techs. (254010)	25	0	0.0	25	100.0	0	0.0	25	100.0	0	0.0
Librarians (254021)	130	4	3.1	130	100.0	4	3.1	110	84.6	0	0.0
Library Technicians (254031)	40	0	0.0	40	100.0	0	0.0	40	100.0	0	0.0
Other Educ., Training, & Library Occs. (259000)	860	70	8.1	785	91.3	50	5.8	650	75.6	0	0.0
Teacher Assistants (259041)	830	70	8.4	755	91.0	50	6.0	620	74.7	0	0.0
Other Educ., Training, & Library Wrkrs (2590XX)	30	0	0.0	30	100.0	0	0.0	30	100.0	0	0.0
<b>Arts, Des., Entert., Sports, &amp; Media Occs. (270001)</b>	<b>1,573</b>	<b>893</b>	<b>56.8</b>	<b>669</b>	<b>42.5</b>	<b>814</b>	<b>51.7</b>	<b>591</b>	<b>37.6</b>	<b>44</b>	<b>2.8</b>
Art & Design Workers (271000)	675	260	38.5	419	62.1	240	35.6	385	57.0	10	1.5
Artists & Related Workers (271010)	95	40	42.1	60	63.2	30	31.6	50	52.6	10	10.5

**CONNECTICUT OCCUPATIONAL STATISTICS**  
**for Equal Employment Opportunity and Affirmative Action Planning**  
**2000 Census of Population and Housing - Special EEO Tabulation**

**Waterbury PMSA**

Black Non-Hispanic		Hispanic in Any Race				All Other Non-Hispanic				Occupation
Female	%	Male	%	Female	%	Male	%	Female	%	
0	0.0	0	0.0	0	0.0	18	6.8	19	7.2	Physical Scientists (192000)
0	0.0	0	0.0	0	0.0	0	0.0	0	0.0	Astronomers & Physicists (192010)
0	0.0	0	0.0	0	0.0	0	0.0	0	0.0	Atmospheric & Space Scientists (192021)
0	0.0	0	0.0	0	0.0	0	0.0	4	3.0	Chemists & Materials Scientists (192030)
0	0.0	0	0.0	0	0.0	0	0.0	0	0.0	Environ. Scientists & Geoscientists (192040)
0	0.0	0	0.0	0	0.0	18	20.0	15	16.7	Physical Scientists, All Other (192099)
4	1.7	0	0.0	4	1.7	10	4.2	0	0.0	Social Scientists & Related Workers (193000)
0	0.0	0	0.0	0	0.0	0	0.0	0	0.0	Economists (193011)
0	0.0	0	0.0	0	0.0	0	0.0	0	0.0	Market & Survey Researchers (193020)
4	2.4	0	0.0	4	2.4	10	6.1	0	0.0	Psychologists (193030)
0	0.0	0	0.0	0	0.0	0	0.0	0	0.0	Urban & Regional Planners (193051)
0	0.0	0	0.0	0	0.0	0	0.0	0	0.0	Misc. Soc. Scientists, Incl. Sociologists (1930XX)
4	1.7	10	4.2	14	5.9	8	3.3	0	0.0	Life, Physical, & Soc.Science Techs. (194000)
0	0.0	0	0.0	0	0.0	0	0.0	0	0.0	Agric. & Food Science Technicians (194011)
0	0.0	0	0.0	0	0.0	0	0.0	0	0.0	Biological Technicians (194021)
0	0.0	0	0.0	4	3.5	8	7.0	0	0.0	Chemical Technicians (194031)
0	0.0	0	0.0	0	0.0	0	0.0	0	0.0	Geological & Petroleum Technicians (194041)
4	5.3	10	13.3	10	13.3	0	0.0	0	0.0	Misc. Life, Phy., & Soc. Sci. Techs. (1940XX)
<b>208</b>	<b>10.7</b>	<b>33</b>	<b>1.7</b>	<b>122</b>	<b>6.3</b>	<b>14</b>	<b>0.7</b>	<b>28</b>	<b>1.4</b>	<b>Community &amp; Social Services Occs. (210001)</b>
204	12.4	33	2.0	112	6.8	10	0.6	18	1.1	Counselors, Soc. Workers, & Others (211000)
35	7.1	15	3.0	24	4.8	0	0.0	0	0.0	Counselors (211010)
139	16.0	14	1.6	80	9.2	10	1.1	4	0.5	Social Workers (211020)
30	10.7	4	1.4	8	2.9	0	0.0	14	5.0	Misc. Comm. & Soc. Serv. Specialists (211090)
4	1.3	0	0.0	10	3.3	4	1.3	10	3.3	Religious Workers (212000)
4	2.2	0	0.0	0	0.0	0	0.0	10	5.6	Clergy (212011)
0	0.0	0	0.0	0	0.0	0	0.0	0	0.0	Directors, Religious Activities & Educ. (212021)
0	0.0	0	0.0	10	12.5	4	5.0	0	0.0	Religious Workers, All Other (212099)
<b>18</b>	<b>2.1</b>	<b>0</b>	<b>0.0</b>	<b>20</b>	<b>2.3</b>	<b>4</b>	<b>0.5</b>	<b>18</b>	<b>2.1</b>	<b>Legal Occupations (230001)</b>
4	1.0	0	0.0	0	0.0	4	1.0	4	1.0	Lawyers, Judges, & Related Workers (231000)
4	1.1	0	0.0	0	0.0	0	0.0	4	1.1	Lawyers (231011)
0	0.0	0	0.0	0	0.0	4	20.0	0	0.0	Judges, Magistrates, & Other Jud. Wrks (231020)
14	2.9	0	0.0	20	4.2	0	0.0	14	2.9	Legal Support Workers (232000)
4	1.5	0	0.0	10	3.8	0	0.0	0	0.0	Paralegals & Legal Assistants (232011)
10	4.7	0	0.0	10	4.7	0	0.0	14	6.5	Miscellaneous Legal Support Workers (232090)
<b>228</b>	<b>3.8</b>	<b>73</b>	<b>1.2</b>	<b>183</b>	<b>3.1</b>	<b>45</b>	<b>0.8</b>	<b>60</b>	<b>1.0</b>	<b>Education, Training, &amp; Library Occs. (250001)</b>
20	4.2	4	0.8	4	0.8	35	7.3	4	0.8	Postsecondary Teachers (251000)
93	2.3	39	1.0	94	2.3	10	0.2	32	0.8	Primary, Sec. & Special Ed. Teachers (252000)
4	1.0	25	6.2	35	8.6	0	0.0	0	0.0	Preschool & Kindergarten Teachers (252010)
70	2.8	4	0.2	55	2.2	10	0.4	12	0.5	Elementary & Middle School Teachers (252020)
15	1.7	0	0.0	4	0.5	0	0.0	20	2.3	Secondary School Teachers (252030)
4	1.4	10	3.4	0	0.0	0	0.0	0	0.0	Special Education Teachers (252040)
50	11.8	10	2.4	15	3.5	0	0.0	4	0.9	Other Teachers & Instructors (253000)
20	10.3	0	0.0	0	0.0	0	0.0	0	0.0	Librarians, Curators, & Archivists (254000)
0	0.0	0	0.0	0	0.0	0	0.0	0	0.0	Archivists, Curators, & Museum Techs. (254010)
20	15.4	0	0.0	0	0.0	0	0.0	0	0.0	Librarians (254021)
0	0.0	0	0.0	0	0.0	0	0.0	0	0.0	Library Technicians (254031)
45	5.2	20	2.3	70	8.1	0	0.0	20	2.3	Other Educ., Training, & Library Occs. (259000)
45	5.4	20	2.4	70	8.4	0	0.0	20	2.4	Teacher Assistants (259041)
0	0.0	0	0.0	0	0.0	0	0.0	0	0.0	Other Educ., Training, & Library Wrks (2590XX)
<b>8</b>	<b>0.5</b>	<b>25</b>	<b>1.6</b>	<b>48</b>	<b>3.1</b>	<b>10</b>	<b>0.6</b>	<b>22</b>	<b>1.4</b>	<b>Arts, Des., Entert., Sports, &amp; Media Occs. (270001)</b>
0	0.0	0	0.0	34	5.0	10	1.5	0	0.0	Art & Design Workers (271000)
0	0.0	0	0.0	10	10.5	0	0.0	0	0.0	Artists & Related Workers (271010)



**CONNECTICUT OCCUPATIONAL STATISTICS**  
**for Equal Employment Opportunity and Affirmative Action Planning**  
**2000 Census of Population and Housing - Special EEO Tabulation**

**Waterbury PMSA**

Occupation	Total All Races *	Total Civilian Labor Force				White Non-Hispanic				Black Non-Hispanic	
		Male	%	Female	%	Male	%	Female	%	Male	%
Designers (271020)	580	220	37.9	359	61.9	210	36.2	335	57.8	0	0.0
Entertainers & Perf., Sports & Rel. Wrkrs. (272000)	308	225	73.1	85	27.6	195	63.3	73	23.7	15	4.9
Actors (272011)	4	0	0.0	4	100.0	0	0.0	4	100.0	0	0.0
Producers & Directors (272012)	85	70	82.4	19	22.4	70	82.4	15	17.6	0	0.0
Athletes, Coaches, Umps, & Rel. Wrkrs (272020)	65	60	92.3	4	6.2	45	69.2	4	6.2	15	23.1
Dancers & Choreographers (272030)	4	0	0.0	4	100.0	0	0.0	0	0.0	0	0.0
Musicians, Singers, & Rel. Workers (272040)	115	70	60.9	40	34.8	70	60.9	40	34.8	0	0.0
Ent. & Perf., Sports & Rel. Wrkrs, All Other (272099)	35	25	71.4	14	40.0	10	28.6	10	28.6	0	0.0
Media & Communication Workers (273000)	440	288	65.5	136	30.9	259	58.9	114	25.9	19	4.3
Announcers (273010)	85	85	100.0	0	0.0	70	82.4	0	0.0	15	17.6
News Analysts, Reporters & Corresp. (273020)	75	55	73.3	20	26.7	55	73.3	20	26.7	0	0.0
Public Relations Specialists (273031)	50	8	16.0	40	80.0	4	8.0	40	80.0	4	8.0
Editors (273041)	110	95	86.4	10	9.1	85	77.3	10	9.1	0	0.0
Technical Writers (273042)	15	0	0.0	14	93.3	0	0.0	4	26.7	0	0.0
Writers & Authors (273043)	70	35	50.0	30	42.9	35	50.0	30	42.9	0	0.0
Misc. Media & Comm. Workers (273090)	35	10	28.6	22	62.9	10	28.6	10	28.6	0	0.0
Media & Comm. Equipment Workers (274000)	150	120	80.0	29	19.3	120	80.0	19	12.7	0	0.0
Photographers (274021)	65	50	76.9	15	23.1	50	76.9	15	23.1	0	0.0
TV, Video, & Motion Pict. Camera Oper. (274030)	15	0	0.0	14	93.3	0	0.0	4	26.7	0	0.0
BC & Sound Engring. Techs, Etc. (2740XX)	70	70	100.0	0	0.0	70	100.0	0	0.0	0	0.0
<b>Healthcare Practitioners &amp; Tech. Occs. (290001)</b>	<b>5,939</b>	<b>1,004</b>	<b>16.9</b>	<b>4,913</b>	<b>82.7</b>	<b>829</b>	<b>14.0</b>	<b>4,394</b>	<b>74.0</b>	<b>63</b>	<b>1.1</b>
Health Diag. & Treating Practitioners (291000)	4,019	734	18.3	3,273	81.4	619	15.4	2,969	73.9	49	1.2
Chiropractors (291011)	35	25	71.4	10	28.6	25	71.4	10	28.6	0	0.0
Dentists (291020)	135	99	73.3	35	25.9	95	70.4	10	7.4	4	3.0
Dietitians & Nutritionists (291031)	40	0	0.0	37	92.5	0	0.0	25	62.5	0	0.0
Optometrists (291041)	15	15	100.0	0	0.0	15	100.0	0	0.0	0	0.0
Pharmacists (291051)	145	95	65.5	50	34.5	95	65.5	50	34.5	0	0.0
Physicians & Surgeons (291060)	280	233	83.2	39	13.9	190	67.9	35	12.5	0	0.0
Physician Assistants (291071)	50	0	0.0	44	88.0	0	0.0	40	80.0	0	0.0
Podiatrists (291081)	0	0	0.0	0	0.0	0	0.0	0	0.0	0	0.0
Registered Nurses (291111)	2,620	125	4.8	2,495	95.2	105	4.0	2,250	85.9	20	0.8
Audiologists (291121)	0	0	0.0	0	0.0	0	0.0	0	0.0	0	0.0
Occupational Therapists (291122)	65	0	0.0	65	100.0	0	0.0	65	100.0	0	0.0
Physical Therapists (291123)	155	25	16.1	135	87.1	10	6.5	135	87.1	15	9.7
Radiation Therapists (291124)	15	0	0.0	15	100.0	0	0.0	15	100.0	0	0.0
Recreational Therapists (291125)	90	10	11.1	84	93.3	10	11.1	80	88.9	0	0.0
Respiratory Therapists (291126)	175	69	39.4	110	62.9	40	22.9	100	57.1	10	5.7
Speech-Language Pathologists (291127)	70	4	5.7	60	85.7	4	5.7	60	85.7	0	0.0
Therapists, All Other (291129)	60	10	16.7	55	91.7	10	16.7	55	91.7	0	0.0
Veterinarians (291131)	65	24	36.9	35	53.8	20	30.8	35	53.8	0	0.0
Health Diag. & Treating Pract., All Other (291199)	4	0	0.0	4	100.0	0	0.0	4	100.0	0	0.0
Health Technologists & Technicians (292000)	1,870	250	13.4	1,610	86.1	190	10.2	1,395	74.6	14	0.7
Clinical Lab Technologists & Techs. (292010)	325	15	4.6	301	92.6	15	4.6	255	78.5	0	0.0
Dental Hygienists (292021)	110	0	0.0	110	100.0	0	0.0	110	100.0	0	0.0
Diagnostic-Rel. Technologists & Techs. (292030)	220	14	6.4	210	95.5	10	4.5	200	90.9	0	0.0
Emergency Med. Techs & Paramedics (292041)	115	60	52.2	55	47.8	60	52.2	55	47.8	0	0.0
Health Diag & Treat. Pract. Supp. Techs. (292050)	270	57	21.1	210	77.8	25	9.3	180	66.7	4	1.5
Lic. Practical & Lic. Vocational Nurses (292061)	590	15	2.5	574	97.3	15	2.5	485	82.2	0	0.0
Medical Records & Health Info. Techs. (292071)	85	15	17.6	70	82.4	15	17.6	60	70.6	0	0.0
Opticians, Dispensing (292081)	65	39	60.0	25	38.5	35	53.8	15	23.1	0	0.0
Misc. Health Technologists & Techs. (292090)	90	35	38.9	55	61.1	15	16.7	35	38.9	10	11.1
Other Healthcare Pract. & Tech. Occs. (299000)	50	20	40.0	30	60.0	20	40.0	30	60.0	0	0.0



**CONNECTICUT OCCUPATIONAL STATISTICS**  
**for Equal Employment Opportunity and Affirmative Action Planning**  
**2000 Census of Population and Housing - Special EEO Tabulation**

**Waterbury PMSA**

Black Non-Hispanic		Hispanic in Any Race				All Other Non-Hispanic				Occupation
Female	%	Male	%	Female	%	Male	%	Female	%	
0	0.0	0	0.0	24	4.1	10	1.7	0	0.0	Designers (271020)
4	1.3	15	4.9	0	0.0	0	0.0	8	2.6	Entertainers & Perf., Sports & Rel. Wrkrs. (272000)
0	0.0	0	0.0	0	0.0	0	0.0	0	0.0	Actors (272011)
4	4.7	0	0.0	0	0.0	0	0.0	0	0.0	Producers & Directors (272012)
0	0.0	0	0.0	0	0.0	0	0.0	0	0.0	Athletes, Coaches, Umps, & Rel. Wrkrs (272020)
0	0.0	0	0.0	0	0.0	0	0.0	4	100.0	Dancers & Choreographers (272030)
0	0.0	0	0.0	0	0.0	0	0.0	0	0.0	Musicians, Singers, & Rel. Workers (272040)
0	0.0	15	42.9	0	0.0	0	0.0	4	11.4	Ent. & Perf., Sports & Rel. Wrkrs, All Other (272099)
4	0.9	10	2.3	4	0.9	0	0.0	14	3.2	Media & Communication Workers (273000)
0	0.0	0	0.0	0	0.0	0	0.0	0	0.0	Announcers (273010)
0	0.0	0	0.0	0	0.0	0	0.0	0	0.0	News Analysts, Reporters & Corresp. (273020)
0	0.0	0	0.0	0	0.0	0	0.0	0	0.0	Public Relations Specialists (273031)
0	0.0	10	9.1	0	0.0	0	0.0	0	0.0	Editors (273041)
0	0.0	0	0.0	0	0.0	0	0.0	10	66.7	Technical Writers (273042)
0	0.0	0	0.0	0	0.0	0	0.0	0	0.0	Writers & Authors (273043)
4	11.4	0	0.0	4	11.4	0	0.0	4	11.4	Misc. Media & Comm. Workers (273090)
0	0.0	0	0.0	10	6.7	0	0.0	0	0.0	Media & Comm. Equipment Workers (274000)
0	0.0	0	0.0	0	0.0	0	0.0	0	0.0	Photographers (274021)
0	0.0	0	0.0	10	66.7	0	0.0	0	0.0	TV, Video, & Motion Pict. Camera Oper. (274030)
0	0.0	0	0.0	0	0.0	0	0.0	0	0.0	BC & Sound Engring. Techs, Etc. (2740XX)
<b>191</b>	<b>3.2</b>	<b>60</b>	<b>1.0</b>	<b>156</b>	<b>2.6</b>	<b>52</b>	<b>0.9</b>	<b>172</b>	<b>2.9</b>	<b>Healthcare Practitioners &amp; Tech. Occs. (290001)</b>
112	2.8	22	0.5	78	1.9	44	1.1	114	2.8	Health Diag. & Treating Practitioners (291000)
0	0.0	0	0.0	0	0.0	0	0.0	0	0.0	Chiropractors (291011)
0	0.0	0	0.0	10	7.4	0	0.0	15	11.1	Dentists (291020)
4	10.0	0	0.0	8	20.0	0	0.0	0	0.0	Dietitians & Nutritionists (291031)
0	0.0	0	0.0	0	0.0	0	0.0	0	0.0	Optometrists (291041)
0	0.0	0	0.0	0	0.0	0	0.0	0	0.0	Pharmacists (291051)
0	0.0	14	5.0	0	0.0	29	10.4	4	1.4	Physicians & Surgeons (291060)
4	8.0	0	0.0	0	0.0	0	0.0	0	0.0	Physician Assistants (291071)
0	0.0	0	0.0	0	0.0	0	0.0	0	0.0	Podiatrists (291081)
100	3.8	0	0.0	60	2.3	0	0.0	85	3.2	Registered Nurses (291111)
0	0.0	0	0.0	0	0.0	0	0.0	0	0.0	Audiologists (291121)
0	0.0	0	0.0	0	0.0	0	0.0	0	0.0	Occupational Therapists (291122)
0	0.0	0	0.0	0	0.0	0	0.0	0	0.0	Physical Therapists (291123)
0	0.0	0	0.0	0	0.0	0	0.0	0	0.0	Radiation Therapists (291124)
4	4.4	0	0.0	0	0.0	0	0.0	0	0.0	Recreational Therapists (291125)
0	0.0	4	2.3	0	0.0	15	8.6	10	5.7	Respiratory Therapists (291126)
0	0.0	0	0.0	0	0.0	0	0.0	0	0.0	Speech-Language Pathologists (291127)
0	0.0	0	0.0	0	0.0	0	0.0	0	0.0	Therapists, All Other (291129)
0	0.0	4	6.2	0	0.0	0	0.0	0	0.0	Veterinarians (291131)
0	0.0	0	0.0	0	0.0	0	0.0	0	0.0	Health Diag. & Treating Pract., All Other (291199)
79	4.2	38	2.0	78	4.2	8	0.4	58	3.1	Health Technologists & Technicians (292000)
4	1.2	0	0.0	8	2.5	0	0.0	34	10.5	Clinical Lab Technologists & Techs. (292010)
0	0.0	0	0.0	0	0.0	0	0.0	0	0.0	Dental Hygienists (292021)
0	0.0	0	0.0	10	4.5	4	1.8	0	0.0	Diagnostic-Rel. Technologists & Techs. (292030)
0	0.0	0	0.0	0	0.0	0	0.0	0	0.0	Emergency Med. Techs & Paramedics (292041)
10	3.7	24	8.9	20	7.4	4	1.5	0	0.0	Health Diag & Treat. Pract. Supp. Techs. (292050)
55	9.3	0	0.0	20	3.4	0	0.0	14	2.4	Lic. Practical & Lic. Vocational Nurses (292061)
0	0.0	0	0.0	10	11.8	0	0.0	0	0.0	Medical Records & Health Info. Techs. (292071)
0	0.0	4	6.2	10	15.4	0	0.0	0	0.0	Opticians, Dispensing (292081)
10	11.1	10	11.1	0	0.0	0	0.0	10	11.1	Misc. Health Technologists & Techs. (292090)
0	0.0	0	0.0	0	0.0	0	0.0	0	0.0	Other Healthcare Pract. & Tech. Occs. (299000)

**CONNECTICUT OCCUPATIONAL STATISTICS**  
**for Equal Employment Opportunity and Affirmative Action Planning**  
**2000 Census of Population and Housing - Special EEO Tabulation**

**Waterbury PMSA**

Occupation	Total All Races *	Total Civilian Labor Force				White Non-Hispanic				Black Non-Hispanic	
		Male	%	Female	%	Male	%	Female	%	Male	%
<b>SERVICE OCCUPATIONS (310000)</b>	<b>19,475</b>	<b>8,112</b>	<b>41.7</b>	<b>11,340</b>	<b>58.2</b>	<b>5,702</b>	<b>29.3</b>	<b>8,573</b>	<b>44.0</b>	<b>832</b>	<b>4.3</b>
<i>Healthcare Support Occupations (310001)</i>	<i>4,720</i>	<i>649</i>	<i>13.8</i>	<i>4,077</i>	<i>86.4</i>	<i>355</i>	<i>7.5</i>	<i>2,770</i>	<i>58.7</i>	<i>155</i>	<i>3.3</i>
Nursing, Psych., & Home Health Aides (311000)	3,550	540	15.2	3,020	85.1	310	8.7	1,880	53.0	140	3.9
Nursing, Psych., & Home Health Aides (311010)	3,550	540	15.2	3,020	85.1	310	8.7	1,880	53.0	140	3.9
Occ. & Phys. Therapist Assists & Aides (312000)	70	0	0.0	69	98.6	0	0.0	65	92.9	0	0.0
Occ. Therapist Assistants & Aides (312010)	15	0	0.0	15	100.0	0	0.0	15	100.0	0	0.0
Physical Therapist Assistants & Aides (312020)	55	0	0.0	54	98.2	0	0.0	50	90.9	0	0.0
Other Healthcare Support Occupations (319000)	1,100	109	9.9	988	89.8	45	4.1	825	75.0	15	1.4
Massage Therapists (319011)	50	15	30.0	35	70.0	15	30.0	35	70.0	0	0.0
Dental Assistants (319091)	325	0	0.0	318	97.8	0	0.0	275	84.6	0	0.0
Med. Assist. & Other Health Supp. Occs (31909X)	725	94	13.0	635	87.6	30	4.1	515	71.0	15	2.1
<b>Protective Service Occupations (330001)</b>	<b>2,395</b>	<b>1,994</b>	<b>83.3</b>	<b>384</b>	<b>16.0</b>	<b>1,485</b>	<b>62.0</b>	<b>306</b>	<b>12.8</b>	<b>177</b>	<b>7.4</b>
First-Line Super./Mgr., Protective Serv. Wrkr (331000)	275	191	69.5	68	24.7	150	54.5	38	13.8	29	10.5
First-Line Super./Mgrs. of Correct. Offrs (331011)	55	23	41.8	30	54.5	15	27.3	20	36.4	0	0.0
First-Line Super./Mgrs. of Police & Det. (331012)	120	85	70.8	30	25.0	60	50.0	10	8.3	25	20.8
First-Line Super./Mgrs. of Fire Fighters (331021)	35	24	68.6	4	11.4	20	57.1	4	11.4	4	11.4
Super., Protect. Serv. Wrkrs, All Other (331099)	65	59	90.8	4	6.2	55	84.6	4	6.2	0	0.0
Fire Fighting & Prevention Workers (332000)	360	349	96.9	14	3.9	255	70.8	14	3.9	20	5.6
Fire Fighters (332011)	310	310	100.0	4	1.3	220	71.0	4	1.3	20	6.5
Fire Inspectors (332020)	50	39	78.0	10	20.0	35	70.0	10	20.0	0	0.0
Law Enforcement Workers (333000)	1,090	982	90.1	98	9.0	765	70.2	64	5.9	80	7.3
Bailliffs, Correctional Officers, & Jailers (333010)	275	253	92.0	14	5.1	175	63.6	4	1.5	25	9.1
Detectives & Criminal Investigators (333021)	150	130	86.7	20	13.3	100	66.7	20	13.3	15	10.0
Police Officers (333050)	665	599	90.1	64	9.6	490	73.7	40	6.0	40	6.0
Misc. Law Enforcement Workers (3330XX)	0	0	0.0	0	0.0	0	0.0	0	0.0	0	0.0
Other Protective Service Workers (339000)	670	472	70.4	204	30.4	315	47.0	190	28.4	48	7.2
Animal Control Workers (339011)	0	0	0.0	0	0.0	0	0.0	0	0.0	0	0.0
Private Detectives & Investigators (339021)	30	10	33.3	20	66.7	10	33.3	20	66.7	0	0.0
Sec. Guards & Gaming Surv. Officers (339030)	525	404	77.0	125	23.8	265	50.5	115	21.9	40	7.6
Crossing Guards (339091)	55	44	80.0	15	27.3	40	72.7	15	27.3	4	7.3
Lifeguards & Other Prot. Serv. Wrkrs (33909X)	60	14	23.3	44	73.3	0	0.0	40	66.7	4	6.7
<b>Food Prep. &amp; Serving-Rel. Occupations (350001)</b>	<b>5,445</b>	<b>2,392</b>	<b>43.9</b>	<b>3,058</b>	<b>56.2</b>	<b>1,629</b>	<b>29.9</b>	<b>2,675</b>	<b>49.1</b>	<b>204</b>	<b>3.7</b>
Supervisors, Food Prep. & Serv. Wrkrs (351000)	780	503	64.5	280	35.9	385	49.4	220	28.2	0	0.0
Chefs & Head Cooks (351011)	450	339	75.3	105	23.3	280	62.2	95	21.1	0	0.0
First-Line Super./Mgrs. of Food Workers (351012)	330	164	49.7	175	53.0	105	31.8	125	37.9	0	0.0
Cooks & Food Preparation Workers (352000)	1,680	1,075	64.0	614	36.5	640	38.1	525	31.3	150	8.9
Cooks (352010)	1,220	845	69.3	384	31.5	515	42.2	320	26.2	120	9.8
Food Preparation Workers (352021)	460	230	50.0	230	50.0	125	27.2	205	44.6	30	6.5
Food & Beverage Serving Workers (353000)	2,500	577	23.1	1,911	76.4	479	19.2	1,720	68.8	19	0.8
Bartenders (353011)	220	145	65.9	75	34.1	135	61.4	75	34.1	0	0.0
Comb Food Prep/Serv., Incl. Fast Food (353021)	465	170	36.6	292	62.8	130	28.0	255	54.8	15	3.2
Counter Attend., Caf�, Food Conc., Etc. (353022)	260	65	25.0	189	72.7	65	25.0	150	57.7	0	0.0
Waiters & Waitresses (353031)	1,470	183	12.4	1,285	87.4	145	9.9	1,185	80.6	4	0.3
Food Servers, Non-restaurant (353041)	85	14	16.5	70	82.4	4	4.7	55	64.7	0	0.0
Other Food Prep. & Serv. Rel. Workers (359000)	485	237	48.9	253	52.2	125	25.8	210	43.3	35	7.2
Dishwashers (359021)	205	144	70.2	64	31.2	65	31.7	50	24.4	20	9.8
Hosts/Hostesses, Rest., Lounge, Etc. (359031)	100	10	10.0	90	90.0	10	10.0	65	65.0	0	0.0
Misc. Food Prep & Serving Rel. Workers (3590XX)	180	83	46.1	99	55.0	50	27.8	95	52.8	15	8.3
<b>Bldng &amp; Grounds Cleaning &amp; Maint. Occs. (370001)</b>	<b>3,660</b>	<b>2,521</b>	<b>68.9</b>	<b>1,126</b>	<b>30.8</b>	<b>1,840</b>	<b>50.3</b>	<b>809</b>	<b>22.1</b>	<b>239</b>	<b>6.5</b>
Super., Bldng & Grnds Clean & Maint. Wrkrs (371000)	260	198	76.2	58	22.3	160	61.5	44	16.9	24	9.2
First-Line Supr./Mgrs. of Housekeeping Etc. (371011)	145	93	64.1	54	37.2	75	51.7	40	27.6	4	2.8
First-Line Supr./Mgrs. of Landscaping, Etc. (371012)	115	105	91.3	4	3.5	85	73.9	4	3.5	20	17.4

**CONNECTICUT OCCUPATIONAL STATISTICS**  
**for Equal Employment Opportunity and Affirmative Action Planning**  
**2000 Census of Population and Housing - Special EEO Tabulation**

**Waterbury PMSA**

Black Non-Hispanic		Hispanic in Any Race				All Other Non-Hispanic				Occupation
Female	%	Male	%	Female	%	Male	%	Female	%	
1,332	6.8	1,133	5.8	1,059	5.4	445	2.3	376	1.9	<b>SERVICE OCCUPATIONS (310000)</b>
729	15.4	69	1.5	433	9.2	70	1.5	145	3.1	<b>Healthcare Support Occupations (310001)</b>
675	19.0	55	1.5	350	9.9	35	1.0	115	3.2	Nursing, Psych., & Home Health Aides (311000)
675	19.0	55	1.5	350	9.9	35	1.0	115	3.2	Nursing, Psych., & Home Health Aides (311010)
0	0.0	0	0.0	4	5.7	0	0.0	0	0.0	Occ. & Phys. Therapist Assists & Aides (312000)
0	0.0	0	0.0	0	0.0	0	0.0	0	0.0	Occ. Therapist Assistants & Aides (312010)
0	0.0	0	0.0	4	7.3	0	0.0	0	0.0	Physical Therapist Assistants & Aides (312020)
54	4.9	14	1.3	79	7.2	35	3.2	30	2.7	Other Healthcare Support Occupations (319000)
0	0.0	0	0.0	0	0.0	0	0.0	0	0.0	Massage Therapists (319011)
4	1.2	0	0.0	39	12.0	0	0.0	0	0.0	Dental Assistants (319091)
50	6.9	14	1.9	40	5.5	35	4.8	30	4.1	Med. Assist. & Other Health Supp. Occs (31909X)
24	1.0	245	10.2	24	1.0	87	3.6	30	1.3	<b>Protective Service Occupations (330001)</b>
0	0.0	12	4.4	0	0.0	0	0.0	30	10.9	First-Line Super./Mgr., Protective Serv. Wrkr (331000)
0	0.0	8	14.5	0	0.0	0	0.0	10	18.2	First-Line Super./Mgrs. of Correct. Offrs (331011)
0	0.0	0	0.0	0	0.0	0	0.0	20	16.7	First-Line Super./Mgrs. of Police & Det. (331012)
0	0.0	0	0.0	0	0.0	0	0.0	0	0.0	First-Line Super./Mgrs. of Fire Fighters (331021)
0	0.0	4	6.2	0	0.0	0	0.0	0	0.0	Super., Protect. Serv. Wrkrs, All Other (331099)
0	0.0	74	20.6	0	0.0	0	0.0	0	0.0	Fire Fighting & Prevention Workers (332000)
0	0.0	70	22.6	0	0.0	0	0.0	0	0.0	Fire Fighters (332011)
0	0.0	4	8.0	0	0.0	0	0.0	0	0.0	Fire Inspectors (332020)
14	1.3	94	8.6	20	1.8	43	3.9	0	0.0	Law Enforcement Workers (333000)
10	3.6	24	8.7	0	0.0	29	10.5	0	0.0	Bailiffs, Correctional Officers, & Jailers (333010)
0	0.0	15	10.0	0	0.0	0	0.0	0	0.0	Detectives & Criminal Investigators (333021)
4	0.6	55	8.3	20	3.0	14	2.1	0	0.0	Police Officers (333050)
0	0.0	0	0.0	0	0.0	0	0.0	0	0.0	Misc. Law Enforcement Workers (3330XX)
10	1.5	65	9.7	4	0.6	44	6.6	0	0.0	Other Protective Service Workers (339000)
0	0.0	0	0.0	0	0.0	0	0.0	0	0.0	Animal Control Workers (339011)
0	0.0	0	0.0	0	0.0	0	0.0	0	0.0	Private Detectives & Investigators (339021)
10	1.9	65	12.4	0	0.0	34	6.5	0	0.0	Sec. Guards & Gaming Surv. Officers (339030)
0	0.0	0	0.0	0	0.0	0	0.0	0	0.0	Crossing Guards (339091)
0	0.0	0	0.0	4	6.7	10	16.7	0	0.0	Lifeguards & Other Prot. Serv. Wrkrs (33909X)
106	1.9	403	7.4	203	3.7	156	2.9	74	1.4	<b>Food Prep. &amp; Serving-Rel. Occupations (350001)</b>
30	3.8	69	8.8	30	3.8	49	6.3	0	0.0	Supervisors, Food Prep. & Serv. Wrkrs (351000)
10	2.2	24	5.3	0	0.0	35	7.8	0	0.0	Chefs & Head Cooks (351011)
20	6.1	45	13.6	30	9.1	14	4.2	0	0.0	First-Line Super./Mgrs. of Food Workers (351012)
14	0.8	225	13.4	75	4.5	60	3.6	0	0.0	Cooks & Food Preparation Workers (352000)
4	0.3	160	13.1	60	4.9	50	4.1	0	0.0	Cooks (352010)
10	2.2	65	14.1	15	3.3	10	2.2	0	0.0	Food Preparation Workers (352021)
52	2.1	40	1.6	90	3.6	39	1.6	49	2.0	Food & Beverage Serving Workers (353000)
0	0.0	0	0.0	0	0.0	10	4.5	0	0.0	Bartenders (353011)
8	1.7	10	2.2	25	5.4	15	3.2	4	0.9	Comb Food Prep/Serv., Incl. Fast Food (353021)
4	1.5	0	0.0	20	7.7	0	0.0	15	5.8	Counter Attend., Caf�, Food Conc., Etc. (353022)
40	2.7	30	2.0	30	2.0	4	0.3	30	2.0	Waiters & Waitresses (353031)
0	0.0	0	0.0	15	17.6	10	11.8	0	0.0	Food Servers, Non-restaurant (353041)
10	2.1	69	14.2	8	1.6	8	1.6	25	5.2	Other Food Prep. & Serv. Rel. Workers (359000)
10	4.9	55	26.8	4	2.0	4	2.0	0	0.0	Dishwashers (359021)
0	0.0	0	0.0	0	0.0	0	0.0	25	25.0	Hosts/Hostesses, Rest., Lounge, Etc. (359031)
0	0.0	14	7.8	4	2.2	4	2.2	0	0.0	Misc. Food Prep & Serving Rel. Workers (3590XX)
104	2.8	350	9.6	139	3.8	92	2.5	74	2.0	<b>Bldg &amp; Grounds Cleaning &amp; Maint. Occs. (370001)</b>
0	0.0	0	0.0	14	5.4	14	5.4	0	0.0	Super., Bldg & Grnds Clean & Maint. Wrkrs (371000)
0	0.0	0	0.0	14	9.7	14	9.7	0	0.0	First-Line Supr./Mgrs. of Housekeeping Etc. (371011)
0	0.0	0	0.0	0	0.0	0	0.0	0	0.0	First-Line Supr./Mgrs. of Landscaping, Etc. (371012)

**CONNECTICUT OCCUPATIONAL STATISTICS**  
**for Equal Employment Opportunity and Affirmative Action Planning**  
**2000 Census of Population and Housing - Special EEO Tabulation**

**Waterbury PMSA**

Occupation	Total All Races *	Total Civilian Labor Force				White Non-Hispanic				Black Non-Hispanic	
		Male	%	Female	%	Male	%	Female	%	Male	%
Building Cleaning & Pest Control Workers (372000)	2,545	1,514	59.5	1,028	40.4	1,050	41.3	725	28.5	190	7.5
Maids & Housekeeping Cleaners (372012)	885	75	8.5	804	90.8	40	4.5	535	60.5	20	2.3
Janitors & Building Cleaners (37201X)	1,640	1,419	86.5	224	13.7	990	60.4	190	11.6	170	10.4
Pest Control Workers (372021)	20	20	100.0	0	0.0	20	100.0	0	0.0	0	0.0
Grounds Maintenance Workers (373000)	855	809	94.6	40	4.7	630	73.7	40	4.7	25	2.9
Grounds Maintenance Workers (373010)	855	809	94.6	40	4.7	630	73.7	40	4.7	25	2.9
<b>Personal Care &amp; Service Occupations (390001)</b>	<b>3,255</b>	<b>556</b>	<b>17.1</b>	<b>2,695</b>	<b>82.8</b>	<b>393</b>	<b>12.1</b>	<b>2,013</b>	<b>61.8</b>	<b>57</b>	<b>1.8</b>
Super., Personal Care & Service Workers (391000)	165	80	48.5	84	50.9	70	42.4	74	44.8	10	6.1
First-Line Super./Mgrs. of Gaming Workers (391010)	15	10	66.7	4	26.7	0	0.0	4	26.7	10	66.7
First-Line Super./Mgrs. of Pers. Serv. Wrkrs (391021)	150	70	46.7	80	53.3	70	46.7	70	46.7	0	0.0
Animal Care & Service Workers (392000)	185	19	10.3	175	94.6	19	10.3	160	86.5	0	0.0
Animal Trainers (392011)	40	15	37.5	30	75.0	15	37.5	15	37.5	0	0.0
Non-farm Animal Caretakers (392021)	145	4	2.8	145	100.0	4	2.8	145	100.0	0	0.0
Entert. Attendants & Related Workers (393000)	90	49	54.4	45	50.0	10	11.1	25	27.8	4	4.4
Gaming Services Workers (393010)	25	24	96.0	0	0.0	0	0.0	0	0.0	4	16.0
Motion Picture Projectionists (393021)	0	0	0.0	0	0.0	0	0.0	0	0.0	0	0.0
Ushers, Lobby Attend., & Ticket Takers (393031)	0	0	0.0	0	0.0	0	0.0	0	0.0	0	0.0
Misc. Entertainment Attend. & Rel Wrkrs (393090)	65	25	38.5	45	69.2	10	15.4	25	38.5	0	0.0
Funeral Service Workers (394000)	10	10	100.0	0	0.0	10	100.0	0	0.0	0	0.0
Personal Appearance Workers (395000)	625	119	19.0	510	81.6	80	12.8	455	72.8	15	2.4
Barbers (395011)	80	45	56.3	35	43.8	30	37.5	35	43.8	15	18.8
Hairdressers, Stylists, & Cosmetologists (395012)	490	54	11.0	440	89.8	50	10.2	385	78.6	0	0.0
Misc. Personal Appearance Workers (395090)	55	20	36.4	35	63.6	0	0.0	35	63.6	0	0.0
Transp., Tourism, & Lodging Attendants (396000)	125	43	34.4	84	67.2	29	23.2	20	16.0	10	8.0
Baggage Porters, Bellhops, & Concierges (396010)	30	29	96.7	0	0.0	15	50.0	0	0.0	10	33.3
Tour & Travel Guides (396020)	20	10	50.0	10	50.0	10	50.0	0	0.0	0	0.0
Transportation Attendants (396030)	75	4	5.3	74	98.7	4	5.3	20	26.7	0	0.0
Other Personal Care & Service Workers (399000)	2,055	236	11.5	1,797	87.4	175	8.5	1,279	62.2	18	0.9
Child Care Workers (399011)	1,220	55	4.5	1,160	95.1	45	3.7	830	68.0	0	0.0
Personal & Home Care Aides (399021)	410	79	19.3	329	80.2	65	15.9	215	52.4	4	1.0
Recreation & Fitness Workers (399030)	190	53	27.9	130	68.4	30	15.8	120	63.2	4	2.1
Residential Advisors (399041)	220	45	20.5	170	77.3	35	15.9	110	50.0	10	4.5
Pers. Care & Serv. Workers, All Other (399099)	15	4	26.7	8	53.3	0	0.0	4	26.7	0	0.0
<b>SALES &amp; RELATED OCCUPATIONS (410000)</b>	<b>11,705</b>	<b>5,920</b>	<b>50.6</b>	<b>5,781</b>	<b>49.4</b>	<b>4,994</b>	<b>42.7</b>	<b>4,595</b>	<b>39.3</b>	<b>272</b>	<b>2.3</b>
Supervisors, Sales Workers (411000)	2,935	1,679	57.2	1,263	43.0	1,445	49.2	1,035	35.3	30	1.0
First-Line Super./Mgrs. of Ret. Sales Wrkrs (411011)	2,310	1,260	54.5	1,059	45.8	1,055	45.7	855	37.0	30	1.3
First-Line Sup./Mgrs., Non-Ret Sales Wrkrs (411012)	625	419	67.0	204	32.6	390	62.4	180	28.8	0	0.0
Retail Sales Workers (412000)	5,445	2,253	41.4	3,187	58.5	1,695	31.1	2,345	43.1	174	3.2
Cashiers (412010)	2,745	828	30.2	1,915	69.8	525	19.1	1,290	47.0	49	1.8
Counter & Rental Clerks (412021)	165	60	36.4	108	65.5	30	18.2	85	51.5	0	0.0
Parts Salespersons (412022)	75	75	100.0	0	0.0	65	86.7	0	0.0	0	0.0
Retail Salespersons (412031)	2,460	1,290	52.4	1,164	47.3	1,075	43.7	970	39.4	125	5.1
Sales Representatives, Services (413000)	1,205	614	51.0	592	49.1	565	46.9	570	47.3	39	3.2
Advertising Sales Agents (413011)	135	60	44.4	75	55.6	60	44.4	75	55.6	0	0.0
Insurance Sales Agents (413021)	385	175	45.5	208	54.0	150	39.0	200	51.9	25	6.5
Securities, Comm., & Fin. Serv. Sales Agts (413031)	260	155	59.6	109	41.9	145	55.8	95	36.5	10	3.8
Travel Agents (413041)	125	10	8.0	115	92.0	10	8.0	115	92.0	0	0.0
Sales Reps, Services, All Other (413099)	300	214	71.3	85	28.3	200	66.7	85	28.3	4	1.3
Sales Reps, Wholesale & Manufacturing (414000)	1,190	899	75.5	290	24.4	865	72.7	280	23.5	10	0.8
Sales Reps, Wholesale & Manufacturing (414010)	1,190	899	75.5	290	24.4	865	72.7	280	23.5	10	0.8
Other Sales & Related Workers (419000)	930	475	51.1	449	48.3	424	45.6	365	39.2	19	2.0
Models, Demonstrators, & Prod Promoters (419010)	35	8	22.9	25	71.4	4	11.4	25	71.4	0	0.0

**CONNECTICUT OCCUPATIONAL STATISTICS**  
**for Equal Employment Opportunity and Affirmative Action Planning**  
**2000 Census of Population and Housing - Special EEO Tabulation**

**Waterbury PMSA**

Black Non-Hispanic		Hispanic in Any Race				All Other Non-Hispanic				Occupation
Female	%	Male	%	Female	%	Male	%	Female	%	
104	4.1	220	8.6	125	4.9	54	2.1	74	2.9	Building Cleaning & Pest Control Workers (372000)
100	11.3	15	1.7	115	13.0	0	0.0	54	6.1	Maids & Housekeeping Cleaners (372012)
4	0.2	205	12.5	10	0.6	54	3.3	20	1.2	Janitors & Building Cleaners (37201X)
0	0.0	0	0.0	0	0.0	0	0.0	0	0.0	Pest Control Workers (372021)
0	0.0	130	15.2	0	0.0	24	2.8	0	0.0	Grounds Maintenance Workers (373000)
0	0.0	130	15.2	0	0.0	24	2.8	0	0.0	Grounds Maintenance Workers (373010)
<b>369</b>	<b>11.3</b>	<b>66</b>	<b>2.0</b>	<b>260</b>	<b>8.0</b>	<b>40</b>	<b>1.2</b>	<b>53</b>	<b>1.6</b>	<b>Personal Care &amp; Service Occupations (390001)</b>
10	6.1	0	0.0	0	0.0	0	0.0	0	0.0	Super., Personal Care & Service Workers (391000)
0	0.0	0	0.0	0	0.0	0	0.0	0	0.0	First-Line Super./Mgrs. of Gaming Workers (391010)
10	6.7	0	0.0	0	0.0	0	0.0	0	0.0	First-Line Super./Mgrs. of Pers. Serv. Wrkrs (391021)
0	0.0	0	0.0	0	0.0	0	0.0	15	8.1	Animal Care & Service Workers (392000)
0	0.0	0	0.0	0	0.0	0	0.0	15	37.5	Animal Trainers (392011)
0	0.0	0	0.0	0	0.0	0	0.0	0	0.0	Non-farm Animal Caretakers (392021)
20	22.2	15	16.7	0	0.0	20	22.2	0	0.0	Entert. Attendants & Related Workers (393000)
0	0.0	0	0.0	0	0.0	20	80.0	0	0.0	Gaming Services Workers (393010)
0	0.0	0	0.0	0	0.0	0	0.0	0	0.0	Motion Picture Projectionists (393021)
0	0.0	0	0.0	0	0.0	0	0.0	0	0.0	Ushers, Lobby Attend., & Ticket Takers (393031)
20	30.8	15	23.1	0	0.0	0	0.0	0	0.0	Misc. Entertainment Attend. & Rel Wrkrs (393090)
0	0.0	0	0.0	0	0.0	0	0.0	0	0.0	Funeral Service Workers (394000)
15	2.4	4	0.6	40	6.4	20	3.2	0	0.0	Personal Appearance Workers (395000)
0	0.0	0	0.0	0	0.0	0	0.0	0	0.0	Barbers (395011)
15	3.1	4	0.8	40	8.2	0	0.0	0	0.0	Hairdressers, Stylists, & Cosmetologists (395012)
0	0.0	0	0.0	0	0.0	20	36.4	0	0.0	Misc. Personal Appearance Workers (395090)
20	16.0	4	3.2	30	24.0	0	0.0	14	11.2	Transp., Tourism, & Lodging Attendants (396000)
0	0.0	4	13.3	0	0.0	0	0.0	0	0.0	Baggage Porters, Bellhops, & Concierges (396010)
0	0.0	0	0.0	10	50.0	0	0.0	0	0.0	Tour & Travel Guides (396020)
20	26.7	0	0.0	20	26.7	0	0.0	14	18.7	Transportation Attendants (396030)
304	14.8	43	2.1	190	9.2	0	0.0	24	1.2	Other Personal Care & Service Workers (399000)
160	13.1	10	0.8	150	12.3	0	0.0	20	1.6	Child Care Workers (399011)
90	22.0	10	2.4	20	4.9	0	0.0	4	1.0	Personal & Home Care Aides (399021)
0	0.0	19	10.0	10	5.3	0	0.0	0	0.0	Recreation & Fitness Workers (399030)
50	22.7	0	0.0	10	4.5	0	0.0	0	0.0	Residential Advisors (399041)
4	26.7	4	26.7	0	0.0	0	0.0	0	0.0	Pers. Care & Serv. Workers, All Other (399099)
<b>483</b>	<b>4.1</b>	<b>416</b>	<b>3.6</b>	<b>501</b>	<b>4.3</b>	<b>238</b>	<b>2.0</b>	<b>202</b>	<b>1.7</b>	<b>SALES &amp; RELATED OCCUPATIONS (410000)</b>
90	3.1	155	5.3	105	3.6	49	1.7	33	1.1	Supervisors, Sales Workers (411000)
80	3.5	130	5.6	95	4.1	45	1.9	29	1.3	First-Line Super./Mgrs. of Ret. Sales Wrkrs (411011)
10	1.6	25	4.0	10	1.6	4	0.6	4	0.6	First-Line Sup./Mgrs., Non-Ret Sales Wrkrs (411012)
349	6.4	225	4.1	359	6.6	159	2.9	134	2.5	Retail Sales Workers (412000)
295	10.7	145	5.3	245	8.9	109	4.0	85	3.1	Cashiers (412010)
4	2.4	15	9.1	4	2.4	15	9.1	15	9.1	Counter & Rental Clerks (412021)
0	0.0	0	0.0	0	0.0	10	13.3	0	0.0	Parts Salespersons (412022)
50	2.0	65	2.6	110	4.5	25	1.0	34	1.4	Retail Salespersons (412031)
14	1.2	10	0.8	8	0.7	0	0.0	0	0.0	Sales Representatives, Services (413000)
0	0.0	0	0.0	0	0.0	0	0.0	0	0.0	Advertising Sales Agents (413011)
4	1.0	0	0.0	4	1.0	0	0.0	0	0.0	Insurance Sales Agents (413021)
10	3.8	0	0.0	4	1.5	0	0.0	0	0.0	Securities, Comm., & Fin. Serv. Sales Agts (413031)
0	0.0	0	0.0	0	0.0	0	0.0	0	0.0	Travel Agents (413041)
0	0.0	10	3.3	0	0.0	0	0.0	0	0.0	Sales Reps, Services, All Other (413099)
0	0.0	14	1.2	0	0.0	10	0.8	10	0.8	Sales Reps, Wholesale & Manufacturing (414000)
0	0.0	14	1.2	0	0.0	10	0.8	10	0.8	Sales Reps, Wholesale & Manufacturing (414010)
30	3.2	12	1.3	29	3.1	20	2.2	25	2.7	Other Sales & Related Workers (419000)
0	0.0	4	11.4	0	0.0	0	0.0	0	0.0	Models, Demonstrators, & Prod Promoters (419010)

**CONNECTICUT OCCUPATIONAL STATISTICS**  
**for Equal Employment Opportunity and Affirmative Action Planning**  
**2000 Census of Population and Housing - Special EEO Tabulation**

**Waterbury PMSA**

Occupation	Total All Races *	Total Civilian Labor Force				White Non-Hispanic				Black Non-Hispanic	
		Male	%	Female	%	Male	%	Female	%	Male	%
Real Estate Brokers & Sales Agents (419020)	390	178	45.6	210	53.8	170	43.6	160	41.0	4	1.0
Sales Engineers (419031)	30	30	100.0	0	0.0	30	100.0	0	0.0	0	0.0
Telemarketers (419041)	190	85	44.7	109	57.4	50	26.3	85	44.7	15	7.9
Door-To-Door Sales Workers & Rel Wrkrs (419091)	170	104	61.2	60	35.3	100	58.8	50	29.4	0	0.0
Sales & Related Workers, All Other (419099)	115	70	60.9	45	39.1	70	60.9	45	39.1	0	0.0
<b>OFFICE &amp; ADMIN. SUPPORT OCCUPATIONS (430000)</b>	<b>16,444</b>	<b>4,285</b>	<b>26.1</b>	<b>12,105</b>	<b>73.6</b>	<b>3,458</b>	<b>21.0</b>	<b>10,293</b>	<b>62.6</b>	<b>323</b>	<b>2.0</b>
Super., Office & Admin. Support Workers (431000)	1,455	450	30.9	999	68.7	400	27.5	870	59.8	25	1.7
First-Line Sup./Mgrs., Admin. Support Wrkrs (431011)	1,455	450	30.9	999	68.7	400	27.5	870	59.8	25	1.7
Communications Equipment Operators (432000)	285	124	43.5	158	55.4	110	38.6	120	42.1	0	0.0
Switchboard Operators, Incl. Ans. Service (432011)	60	0	0.0	59	98.3	0	0.0	55	91.7	0	0.0
Telephone Operators (432021)	195	95	48.7	99	50.8	85	43.6	65	33.3	0	0.0
Comm. Equipment Operators, All Other (432099)	30	29	96.7	0	0.0	25	83.3	0	0.0	0	0.0
Financial Clerks (433000)	2,375	262	11.0	2,104	88.6	225	9.5	1,865	78.5	19	0.8
Bill & Account Collectors (433011)	80	15	18.8	63	78.8	15	18.8	55	68.8	0	0.0
Billing & Posting Clerks & Machine Oper. (433021)	500	49	9.8	449	89.8	35	7.0	365	73.0	4	0.8
Bookkeeping, Accting, & Auditing Clerks (433031)	1,210	164	13.6	1,044	86.3	145	12.0	990	81.8	15	1.2
Gaming Cage Workers (433041)	10	0	0.0	10	100.0	0	0.0	0	0.0	0	0.0
Payroll & Timekeeping Clerks (433051)	155	14	9.0	138	89.0	10	6.5	110	71.0	0	0.0
Procurement Clerks (433061)	20	10	50.0	10	50.0	10	50.0	10	50.0	0	0.0
Tellers (433071)	400	10	2.5	390	97.5	10	2.5	335	83.8	0	0.0
Information & Record Clerks (434000)	3,415	640	18.7	2,776	81.3	549	16.1	2,290	67.1	18	0.5
Brokerage Clerks (434011)	0	0	0.0	0	0.0	0	0.0	0	0.0	0	0.0
Court, Municipal, & License Clerks (434031)	50	10	20.0	40	80.0	10	20.0	40	80.0	0	0.0
Credit Authorizers, Checkers, & Clerks (434041)	40	15	37.5	25	62.5	15	37.5	25	62.5	0	0.0
Customer Service Representatives (434051)	1,650	435	26.4	1,212	73.5	370	22.4	970	58.8	10	0.6
Eligibility Interviewers, Govt. Programs (434061)	60	10	16.7	44	73.3	10	16.7	30	50.0	0	0.0
File Clerks (434071)	255	39	15.3	214	83.9	35	13.7	185	72.5	4	1.6
Hotel, Motel, & Resort Desk Clerks (434081)	45	34	75.6	10	22.2	20	44.4	0	0.0	0	0.0
Interviewers, Except Eligibility & Loan (434111)	100	10	10.0	94	94.0	10	10.0	80	80.0	0	0.0
Library Assistants, Clerical (434121)	105	15	14.3	95	90.5	15	14.3	75	71.4	0	0.0
Loan Interviewers & Clerks (434131)	45	0	0.0	45	100.0	0	0.0	45	100.0	0	0.0
New Accounts Clerks (434141)	0	0	0.0	0	0.0	0	0.0	0	0.0	0	0.0
Human Res. Assists, Exc. Payroll Etc. (434161)	15	0	0.0	14	93.3	0	0.0	10	66.7	0	0.0
Receptionists & Information Clerks (434171)	745	15	2.0	734	98.5	15	2.0	595	79.9	0	0.0
Reserv. & Transp. Ticket Agts & Trav Clerks (434181)	75	8	10.7	70	93.3	4	5.3	70	93.3	4	5.3
Information & Record Clerks, All Other (434199)	20	4	20.0	15	75.0	0	0.0	15	75.0	0	0.0
Correspondence Clerks & Order Clerks (434XXX)	210	45	21.4	164	78.1	45	21.4	150	71.4	0	0.0
Material Recording, Scheduling, Etc. (435000)	3,285	2,177	66.3	1,092	33.2	1,654	50.4	805	24.5	199	6.1
Cargo & Freight Agents (435011)	10	10	100.0	0	0.0	10	100.0	0	0.0	0	0.0
Couriers & Messengers (435021)	165	119	72.1	35	21.2	85	51.5	25	15.2	20	12.1
Dispatchers (435030)	200	113	56.5	85	42.5	105	52.5	70	35.0	0	0.0
Meter Readers, Utilities (435041)	10	4	40.0	4	40.0	4	40.0	0	0.0	0	0.0
Postal Service Clerks (435051)	180	80	44.4	93	51.7	65	36.1	60	33.3	15	8.3
Postal Service Mail Carriers (435052)	395	325	82.3	74	18.7	285	72.2	70	17.7	10	2.5
Postal Service Mail Sorters, Processors, Etc. (435053)	160	89	55.6	75	46.9	55	34.4	40	25.0	4	2.5
Production, Planning, & Expediting Clerks (435061)	310	139	44.8	168	54.2	125	40.3	160	51.6	10	3.2
Shipping, Receiving, & Traffic Clerks (435071)	730	534	73.2	195	26.7	395	54.1	145	19.9	25	3.4
Stock Clerks & Order Fillers (435081)	1,065	730	68.5	338	31.7	495	46.5	220	20.7	115	10.8
Weighers, Measurers, Checkers, Etc. (435111)	60	34	56.7	25	41.7	30	50.0	15	25.0	0	0.0
Secretaries & Administrative Assistants (436000)	3,315	34	1.0	3,284	99.1	20	0.6	2,920	88.1	10	0.3
Secretaries & Administrative Assistants (436010)	3,315	34	1.0	3,284	99.1	20	0.6	2,920	88.1	10	0.3
Other Office & Admin. Support Workers (439000)	2,314	598	25.8	1,692	73.1	500	21.6	1,423	61.5	52	2.2



**CONNECTICUT OCCUPATIONAL STATISTICS**  
**for Equal Employment Opportunity and Affirmative Action Planning**  
**2000 Census of Population and Housing - Special EEO Tabulation**

**Waterbury PMSA**

Black Non-Hispanic		Hispanic in Any Race				All Other Non-Hispanic				Occupation
Female	%	Male	%	Female	%	Male	%	Female	%	
10	2.6	4	1.0	15	3.8	0	0.0	25	6.4	Real Estate Brokers & Sales Agents (419020)
0	0.0	0	0.0	0	0.0	0	0.0	0	0.0	Sales Engineers (419031)
20	10.5	0	0.0	4	2.1	20	10.5	0	0.0	Telemarketers (419041)
0	0.0	4	2.4	10	5.9	0	0.0	0	0.0	Door-To-Door Sales Workers & Rel Wrks (419091)
0	0.0	0	0.0	0	0.0	0	0.0	0	0.0	Sales & Related Workers, All Other (419099)
<b>700</b>	<b>4.3</b>	<b>388</b>	<b>2.4</b>	<b>845</b>	<b>5.1</b>	<b>116</b>	<b>0.7</b>	<b>267</b>	<b>1.6</b>	<b>OFFICE &amp; ADMIN. SUPPORT OCCUPATIONS (430000)</b>
55	3.8	25	1.7	70	4.8	0	0.0	4	0.3	Super., Office & Admin. Support Workers (431000)
55	3.8	25	1.7	70	4.8	0	0.0	4	0.3	First-Line Sup./Mgrs., Admin. Support Wrks (431011)
20	7.0	4	1.4	18	6.3	10	3.5	0	0.0	Communications Equipment Operators (432000)
0	0.0	0	0.0	4	6.7	0	0.0	0	0.0	Switchboard Operators, Incl. Ans. Service (432011)
20	10.3	0	0.0	14	7.2	10	5.1	0	0.0	Telephone Operators (432021)
0	0.0	4	13.3	0	0.0	0	0.0	0	0.0	Comm. Equipment Operators, All Other (432099)
124	5.2	4	0.2	83	3.5	14	0.6	32	1.3	Financial Clerks (433000)
4	5.0	0	0.0	4	5.0	0	0.0	0	0.0	Bill & Account Collectors (433011)
25	5.0	0	0.0	35	7.0	10	2.0	24	4.8	Billing & Posting Clerks & Machine Oper. (433021)
20	1.7	0	0.0	30	2.5	4	0.3	4	0.3	Bookkeeping, Accting, & Auditing Clerks (433031)
10	100.0	0	0.0	0	0.0	0	0.0	0	0.0	Gaming Cage Workers (433041)
20	12.9	4	2.6	4	2.6	0	0.0	4	2.6	Payroll & Timekeeping Clerks (433051)
0	0.0	0	0.0	0	0.0	0	0.0	0	0.0	Procurement Clerks (433061)
45	11.3	0	0.0	10	2.5	0	0.0	0	0.0	Tellers (433071)
133	3.9	39	1.1	264	7.7	34	1.0	89	2.6	Information & Record Clerks (434000)
0	0.0	0	0.0	0	0.0	0	0.0	0	0.0	Brokerage Clerks (434011)
0	0.0	0	0.0	0	0.0	0	0.0	0	0.0	Court, Municipal, & License Clerks (434031)
0	0.0	0	0.0	0	0.0	0	0.0	0	0.0	Credit Authorizers, Checkers, & Clerks (434041)
85	5.2	35	2.1	125	7.6	20	1.2	32	1.9	Customer Service Representatives (434051)
4	6.7	0	0.0	10	16.7	0	0.0	0	0.0	Eligibility Interviewers, Govt. Programs (434061)
10	3.9	0	0.0	19	7.5	0	0.0	0	0.0	File Clerks (434071)
0	0.0	0	0.0	10	22.2	14	31.1	0	0.0	Hotel, Motel, & Resort Desk Clerks (434081)
4	4.0	0	0.0	10	10.0	0	0.0	0	0.0	Interviewers, Except Eligibility & Loan (434111)
0	0.0	0	0.0	10	9.5	0	0.0	10	9.5	Library Assistants, Clerical (434121)
0	0.0	0	0.0	0	0.0	0	0.0	0	0.0	Loan Interviewers & Clerks (434131)
0	0.0	0	0.0	0	0.0	0	0.0	0	0.0	New Accounts Clerks (434141)
0	0.0	0	0.0	0	0.0	0	0.0	4	26.7	Human Res. Assists, Exc. Payroll Etc. (434161)
20	2.7	0	0.0	80	10.7	0	0.0	39	5.2	Receptionists & Information Clerks (434171)
0	0.0	0	0.0	0	0.0	0	0.0	0	0.0	Reserv. & Transp. Ticket Agts & Trav Clerks (434181)
0	0.0	4	20.0	0	0.0	0	0.0	0	0.0	Information & Record Clerks, All Other (434199)
10	4.8	0	0.0	0	0.0	0	0.0	4	1.9	Correspondence Clerks & Order Clerks (434XXX)
99	3.0	270	8.2	142	4.3	54	1.6	46	1.4	Material Recording, Scheduling, Etc. (435000)
0	0.0	0	0.0	0	0.0	0	0.0	0	0.0	Cargo & Freight Agents (435011)
10	6.1	4	2.4	0	0.0	10	6.1	0	0.0	Couriers & Messengers (435021)
15	7.5	8	4.0	0	0.0	0	0.0	0	0.0	Dispatchers (435030)
0	0.0	0	0.0	4	40.0	0	0.0	0	0.0	Meter Readers, Utilities (435041)
4	2.2	0	0.0	25	13.9	0	0.0	4	2.2	Postal Service Clerks (435051)
0	0.0	30	7.6	4	1.0	0	0.0	0	0.0	Postal Service Mail Carriers (435052)
25	15.6	30	18.8	10	6.3	0	0.0	0	0.0	Postal Service Mail Sorters, Processors, Etc. (435053)
0	0.0	4	1.3	4	1.3	0	0.0	4	1.3	Production, Planning, & Expediting Clerks (435061)
25	3.4	110	15.1	10	1.4	4	0.5	15	2.1	Shipping, Receiving, & Traffic Clerks (435071)
20	1.9	80	7.5	75	7.0	40	3.8	23	2.2	Stock Clerks & Order Fillers (435081)
0	0.0	4	6.7	10	16.7	0	0.0	0	0.0	Weighers, Measurers, Checkers, Etc. (435111)
150	4.5	4	0.1	145	4.4	0	0.0	69	2.1	Secretaries & Administrative Assistants (436000)
150	4.5	4	0.1	145	4.4	0	0.0	69	2.1	Secretaries & Administrative Assistants (436010)
119	5.1	42	1.8	123	5.3	4	0.2	27	1.2	Other Office & Admin. Support Workers (439000)



**CONNECTICUT OCCUPATIONAL STATISTICS**  
**for Equal Employment Opportunity and Affirmative Action Planning**  
**2000 Census of Population and Housing - Special EEO Tabulation**

**Waterbury PMSA**

Occupation	Total All Races *	Total Civilian Labor Force				White Non-Hispanic				Black Non-Hispanic	
		Male	%	Female	%	Male	%	Female	%	Male	%
Computer Operators (439011)	200	170	85.0	23	11.5	125	62.5	4	2.0	30	15.0
Data Entry Keyers (439021)	385	87	22.6	295	76.6	75	19.5	220	57.1	4	1.0
Word Processors & Typists (439022)	125	15	12.0	108	86.4	15	12.0	100	80.0	0	0.0
Desktop Publishers (439031)	4	0	0.0	4	100.0	0	0.0	4	100.0	0	0.0
Insurance Claims & Policy Proc. Clerks (439041)	150	19	12.7	129	86.0	15	10.0	105	70.0	4	2.7
Mail Clerks & Mail Mach Oper., Exc. USPS (439051)	50	35	70.0	14	28.0	25	50.0	0	0.0	10	20.0
Office Clerks, General (439061)	1,015	149	14.7	870	85.7	130	12.8	755	74.4	4	0.4
Office Machine Operators, Exc. Computer (439071)	20	4	20.0	10	50.0	0	0.0	0	0.0	0	0.0
Proofreaders & Copy Markers (439081)	30	10	33.3	20	66.7	10	33.3	20	66.7	0	0.0
Statistical Assistants (439111)	10	0	0.0	10	100.0	0	0.0	10	100.0	0	0.0
Office & Admin. Support Workers, All Other (439199)	325	109	33.5	209	64.3	105	32.3	205	63.1	0	0.0
<b>FARMING, FISHING, &amp; FORESTRY OCCUPATIONS (450000)</b>	<b>183</b>	<b>131</b>	<b>71.6</b>	<b>54</b>	<b>29.5</b>	<b>98</b>	<b>53.6</b>	<b>35</b>	<b>19.1</b>	<b>4</b>	<b>2.2</b>
Super., Farming, Fishing, & Forestry Wrks (451000)	20	20	100.0	0	0.0	20	100.0	0	0.0	0	0.0
First-Line Sup./Mgrs. of Farming, Etc. (451010)	20	20	100.0	0	0.0	20	100.0	0	0.0	0	0.0
Agricultural Workers (452000)	134	82	61.2	54	40.3	49	36.6	35	26.1	4	3.0
Agricultural Inspectors (452011)	4	4	100.0	0	0.0	4	100.0	0	0.0	0	0.0
Graders & Sorters, Agricultural Products (452041)	0	0	0.0	0	0.0	0	0.0	0	0.0	0	0.0
Misc. Agric. Wrks, Incl. Animal Breeders (4520XX)	130	78	60.0	54	41.5	45	34.6	35	26.9	4	3.1
Fishing & Hunting Workers (453000)	10	10	100.0	0	0.0	10	100.0	0	0.0	0	0.0
Forest, Conservation, & Logging Workers (454000)	19	19	100.0	0	0.0	19	100.0	0	0.0	0	0.0
Forest & Conservation Workers (454011)	4	4	100.0	0	0.0	4	100.0	0	0.0	0	0.0
Logging Workers (454020)	15	15	100.0	0	0.0	15	100.0	0	0.0	0	0.0
<b>CONSTRUCTION &amp; EXTRACTION OCCUPATIONS (470000)</b>	<b>6,552</b>	<b>6,429</b>	<b>98.1</b>	<b>104</b>	<b>1.6</b>	<b>5,612</b>	<b>85.7</b>	<b>74</b>	<b>1.1</b>	<b>238</b>	<b>3.6</b>
Super., Construction & Extraction Workers (471000)	645	633	98.1	10	1.6	590	91.5	0	0.0	10	1.6
First-Line Sup./Mgrs. of Constr & Extr. Wrks (471011)	645	633	98.1	10	1.6	590	91.5	0	0.0	10	1.6
Construction Trades Workers (472000)	5,484	5,386	98.2	82	1.5	4,639	84.6	62	1.1	213	3.9
Boilermakers (472011)	10	10	100.0	0	0.0	10	100.0	0	0.0	0	0.0
Brickmasons, Blockmasons, & Stonemasons (472020)	230	235	102.2	0	0.0	220	95.7	0	0.0	0	0.0
Carpenters (472031)	1,550	1,508	97.3	45	2.9	1,395	90.0	35	2.3	30	1.9
Carpet, Floor, & Tile Installers & Finishers (472040)	155	149	96.1	0	0.0	145	93.5	0	0.0	0	0.0
Cement Masons, Concrete Finishers, Etc. (472050)	35	30	85.7	4	11.4	30	85.7	4	11.4	0	0.0
Construction Laborers (472061)	890	884	99.3	0	0.0	695	78.1	0	0.0	50	5.6
Paving, Surfacing, & Tamping Equip. Oper. (472071)	25	24	96.0	0	0.0	20	80.0	0	0.0	0	0.0
Miscellaneous Construction Equip. Oper. (47207X)	290	289	99.7	0	0.0	275	94.8	0	0.0	0	0.0
Drywall Install., Ceil. Tile Install., & Tapers (472080)	50	43	86.0	0	0.0	35	70.0	0	0.0	4	8.0
Electricians (472111)	700	688	98.3	15	2.1	570	81.4	15	2.1	45	6.4
Glaziers (472121)	65	69	106.2	0	0.0	55	84.6	0	0.0	0	0.0
Insulation Workers (472130)	40	40	100.0	0	0.0	25	62.5	0	0.0	15	37.5
Painters, Construction & Maintenance (472141)	395	387	98.0	4	1.0	305	77.2	4	1.0	35	8.9
Paperhangers (472142)	4	4	100.0	0	0.0	4	100.0	0	0.0	0	0.0
Pipelayers, Plumbers, Pipefitters, Etc. (472150)	525	515	98.1	10	1.9	465	88.6	0	0.0	20	3.8
Plasterers & Stucco Masons (472161)	0	0	0.0	0	0.0	0	0.0	0	0.0	0	0.0
Roofers (472181)	330	322	97.6	0	0.0	245	74.2	0	0.0	4	1.2
Sheet Metal Workers (472211)	125	124	99.2	0	0.0	100	80.0	0	0.0	0	0.0
Iron & Steel Workers (472XXX)	65	65	100.0	4	6.2	45	69.2	4	6.2	10	15.4
Helpers, Construction Trades (473000)	45	49	108.9	0	0.0	45	100.0	0	0.0	0	0.0
Helpers, Construction Trades (473010)	45	49	108.9	0	0.0	45	100.0	0	0.0	0	0.0
Other Construction & Related Workers (474000)	304	287	94.4	12	3.9	264	86.8	12	3.9	15	4.9
Construction & Building Inspectors (474011)	120	120	100.0	0	0.0	120	100.0	0	0.0	0	0.0
Elevator Installers & Repairers (474021)	25	20	80.0	4	16.0	20	80.0	4	16.0	0	0.0
Fence Erectors (474031)	20	20	100.0	0	0.0	20	100.0	0	0.0	0	0.0
Hazardous Materials Removal Workers (474041)	15	10	66.7	4	26.7	10	66.7	4	26.7	0	0.0

**CONNECTICUT OCCUPATIONAL STATISTICS**  
**for Equal Employment Opportunity and Affirmative Action Planning**  
**2000 Census of Population and Housing - Special EEO Tabulation**

**Waterbury PMSA**

Black Non-Hispanic		Hispanic in Any Race				All Other Non-Hispanic				Occupation
Female	%	Male	%	Female	%	Male	%	Female	%	
0	0.0	15	7.5	15	7.5	0	0.0	4	2.0	Computer Operators (439011)
20	5.2	8	2.1	55	14.3	0	0.0	0	0.0	Data Entry Keyers (439021)
4	3.2	0	0.0	4	3.2	0	0.0	0	0.0	Word Processors & Typists (439022)
0	0.0	0	0.0	0	0.0	0	0.0	0	0.0	Desktop Publishers (439031)
10	6.7	0	0.0	10	6.7	0	0.0	4	2.7	Insurance Claims & Policy Proc. Clerks (439041)
10	20.0	0	0.0	0	0.0	0	0.0	4	8.0	Mail Clerks & Mail Mach Oper., Exc. USPS (439051)
65	6.4	15	1.5	35	3.4	0	0.0	15	1.5	Office Clerks, General (439061)
10	50.0	4	20.0	0	0.0	0	0.0	0	0.0	Office Machine Operators, Exc. Computer (439071)
0	0.0	0	0.0	0	0.0	0	0.0	0	0.0	Proofreaders & Copy Markers (439081)
0	0.0	0	0.0	0	0.0	0	0.0	0	0.0	Statistical Assistants (439111)
0	0.0	0	0.0	4	1.2	4	1.2	0	0.0	Office & Admin. Support Workers, All Other (439199)
<b>0</b>	<b>0.0</b>	<b>19</b>	<b>10.4</b>	<b>15</b>	<b>8.2</b>	<b>10</b>	<b>5.5</b>	<b>4</b>	<b>2.2</b>	<b>FARMING, FISHING, &amp; FORESTRY OCCUPATIONS (450000)</b>
0	0.0	0	0.0	0	0.0	0	0.0	0	0.0	Super., Farming, Fishing, & Forestry Wrks (451000)
0	0.0	0	0.0	0	0.0	0	0.0	0	0.0	First-Line Sup./Mgrs. of Farming, Etc. (451010)
0	0.0	19	14.2	15	11.2	10	7.5	4	3.0	Agricultural Workers (452000)
0	0.0	0	0.0	0	0.0	0	0.0	0	0.0	Agricultural Inspectors (452011)
0	0.0	0	0.0	0	0.0	0	0.0	0	0.0	Graders & Sorters, Agricultural Products (452041)
0	0.0	19	14.6	15	11.5	10	7.7	4	3.1	Misc. Agric. Wrks, Incl. Animal Breeders (4520XX)
0	0.0	0	0.0	0	0.0	0	0.0	0	0.0	Fishing & Hunting Workers (453000)
0	0.0	0	0.0	0	0.0	0	0.0	0	0.0	Forest, Conservation, & Logging Workers (454000)
0	0.0	0	0.0	0	0.0	0	0.0	0	0.0	Forest & Conservation Workers (454011)
0	0.0	0	0.0	0	0.0	0	0.0	0	0.0	Logging Workers (454020)
<b>20</b>	<b>0.3</b>	<b>393</b>	<b>6.0</b>	<b>0</b>	<b>0.0</b>	<b>186</b>	<b>2.8</b>	<b>10</b>	<b>0.2</b>	<b>CONSTRUCTION &amp; EXTRACTION OCCUPATIONS (470000)</b>
10	1.6	19	2.9	0	0.0	14	2.2	0	0.0	Super., Construction & Extraction Workers (471000)
10	1.6	19	2.9	0	0.0	14	2.2	0	0.0	First-Line Sup./Mgrs. of Constr & Extr. Wrks (471011)
10	0.2	362	6.6	0	0.0	172	3.1	10	0.2	Construction Trades Workers (472000)
0	0.0	0	0.0	0	0.0	0	0.0	0	0.0	Boilermakers (472011)
0	0.0	0	0.0	0	0.0	15	6.5	0	0.0	Brickmasons, Blockmasons, & Stonemasons (472020)
0	0.0	75	4.8	0	0.0	8	0.5	10	0.6	Carpenters (472031)
0	0.0	4	2.6	0	0.0	0	0.0	0	0.0	Carpet, Floor, & Tile Installers & Finishers (472040)
0	0.0	0	0.0	0	0.0	0	0.0	0	0.0	Cement Masons, Concrete Finishers, Etc. (472050)
0	0.0	110	12.4	0	0.0	29	3.3	0	0.0	Construction Laborers (472061)
0	0.0	4	16.0	0	0.0	0	0.0	0	0.0	Paving, Surfacing, & Tamping Equip. Oper. (472071)
0	0.0	14	4.8	0	0.0	0	0.0	0	0.0	Miscellaneous Construction Equip. Oper. (47207X)
0	0.0	4	8.0	0	0.0	0	0.0	0	0.0	Drywall Install., Ceil. Tile Install., & Tapers (472080)
0	0.0	45	6.4	0	0.0	28	4.0	0	0.0	Electricians (472111)
0	0.0	4	6.2	0	0.0	10	15.4	0	0.0	Glaziers (472121)
0	0.0	0	0.0	0	0.0	0	0.0	0	0.0	Insulation Workers (472130)
0	0.0	19	4.8	0	0.0	28	7.1	0	0.0	Painters, Construction & Maintenance (472141)
0	0.0	0	0.0	0	0.0	0	0.0	0	0.0	Paperhangers (472142)
10	1.9	20	3.8	0	0.0	10	1.9	0	0.0	Pipelayers, Plumbers, Pipefitters, Etc. (472150)
0	0.0	0	0.0	0	0.0	0	0.0	0	0.0	Plasterers & Stucco Masons (472161)
0	0.0	49	14.8	0	0.0	24	7.3	0	0.0	Roofers (472181)
0	0.0	4	3.2	0	0.0	20	16.0	0	0.0	Sheet Metal Workers (472211)
0	0.0	10	15.4	0	0.0	0	0.0	0	0.0	Iron & Steel Workers (472XXX)
0	0.0	4	8.9	0	0.0	0	0.0	0	0.0	Helpers, Construction Trades (473000)
0	0.0	4	8.9	0	0.0	0	0.0	0	0.0	Helpers, Construction Trades (473010)
0	0.0	8	2.6	0	0.0	0	0.0	0	0.0	Other Construction & Related Workers (474000)
0	0.0	0	0.0	0	0.0	0	0.0	0	0.0	Construction & Building Inspectors (474011)
0	0.0	0	0.0	0	0.0	0	0.0	0	0.0	Elevator Installers & Repairers (474021)
0	0.0	0	0.0	0	0.0	0	0.0	0	0.0	Fence Erectors (474031)
0	0.0	0	0.0	0	0.0	0	0.0	0	0.0	Hazardous Materials Removal Workers (474041)

**CONNECTICUT OCCUPATIONAL STATISTICS**  
**for Equal Employment Opportunity and Affirmative Action Planning**  
**2000 Census of Population and Housing - Special EEO Tabulation**

**Waterbury PMSA**

Occupation	Total All Races *	Total Civilian Labor Force				White Non-Hispanic				Black Non-Hispanic	
		Male	%	Female	%	Male	%	Female	%	Male	%
Highway Maintenance Workers (474051)	85	79	92.9	4	4.7	60	70.6	4	4.7	15	17.6
Rail-Track Laying & Maint. Equip. Operators (474061)	15	15	100.0	0	0.0	15	100.0	0	0.0	0	0.0
Septic Tank Serv. & Sewer Pipe Cleaners (474071)	4	4	100.0	0	0.0	4	100.0	0	0.0	0	0.0
Misc. Construction & Rel. Workers (474090)	20	19	95.0	0	0.0	15	75.0	0	0.0	0	0.0
Extraction Workers (475000)	74	74	100.0	0	0.0	74	100.0	0	0.0	0	0.0
Earth Drillers, Except Oil & Gas (475021)	70	70	100.0	0	0.0	70	100.0	0	0.0	0	0.0
Expl. Wrks, Ord. Handling Experts, & Blasters (475031)	0	0	0.0	0	0.0	0	0.0	0	0.0	0	0.0
Mining Machine Operators (475040)	4	4	100.0	0	0.0	4	100.0	0	0.0	0	0.0
Misc. Extraction Workers, Etc. (4750XX)	0	0	0.0	0	0.0	0	0.0	0	0.0	0	0.0
Derrick, Rotary Drill, Etc., Oil, Gas, & Mining (4750YY)	0	0	0.0	0	0.0	0	0.0	0	0.0	0	0.0
<b>INSTALLATION, MAINTENANCE, &amp; REPAIR OCCS. (490000)</b>	<b>3,999</b>	<b>3,875</b>	<b>96.9</b>	<b>112</b>	<b>2.8</b>	<b>3,378</b>	<b>84.5</b>	<b>80</b>	<b>2.0</b>	<b>172</b>	<b>4.3</b>
Super. of Installation, Maint., & Repair Wrks. (491000)	375	349	93.1	19	5.1	335	89.3	15	4.0	0	0.0
First-Line Super./Mgrs. of Mechanics, Etc (491011)	375	349	93.1	19	5.1	335	89.3	15	4.0	0	0.0
Elect. & Electronic Equip. Mechanics, Etc. (492000)	474	431	90.9	44	9.3	329	69.4	24	5.1	34	7.2
Computer, ATM, & Office Mach Repairers (492011)	255	219	85.9	40	15.7	170	66.7	20	7.8	20	7.8
Radio & Telecomm. Equip. Install & Repair (492020)	100	94	94.0	4	4.0	65	65.0	4	4.0	10	10.0
Avionics Technicians (492091)	10	10	100.0	0	0.0	0	0.0	0	0.0	0	0.0
Electric Motor, Pwr Tool, & Related Repairers (492092)	45	45	100.0	0	0.0	45	100.0	0	0.0	0	0.0
Electr. Equip. Install & Repair, Motor Veh. (492096)	10	10	100.0	0	0.0	10	100.0	0	0.0	0	0.0
Electr. Home Entert. Equip. Install & Repair (492097)	30	24	80.0	0	0.0	20	66.7	0	0.0	4	13.3
Security & Fire Alarm Systems Installers (492098)	20	25	125.0	0	0.0	15	75.0	0	0.0	0	0.0
Elect/Electr Repr, Ind., Utility, & Transp. Equip. (49209X)	4	4	100.0	0	0.0	4	100.0	0	0.0	0	0.0
Veh. & Mobile Equip. Mechs, Installers (493000)	1,355	1,339	98.8	12	0.9	1,170	86.3	8	0.6	35	2.6
Aircraft Mechanics & Service Techs (493011)	135	130	96.3	4	3.0	130	96.3	4	3.0	0	0.0
Automotive Body & Related Repairers (493021)	210	215	102.4	0	0.0	195	92.9	0	0.0	0	0.0
Automotive Glass Installers & Repairers (493022)	10	10	100.0	0	0.0	10	100.0	0	0.0	0	0.0
Automotive Service Techs & Mechanics (493023)	750	734	97.9	8	1.1	605	80.7	4	0.5	15	2.0
Bus & Truck Mechs & Diesel Eng. Specialists (493031)	100	100	100.0	0	0.0	90	90.0	0	0.0	10	10.0
Heavy Veh. & Mob. Equip. Serv. Techs & Mechs (493040)	75	75	100.0	0	0.0	75	100.0	0	0.0	0	0.0
Small Engine Mechanics (493050)	40	40	100.0	0	0.0	40	100.0	0	0.0	0	0.0
Misc. Veh. & Mob. Equip. Mechs, Etc. (493090)	35	35	100.0	0	0.0	25	71.4	0	0.0	10	28.6
Other Installation, Maint. & Repair Occs (499000)	1,795	1,756	97.8	37	2.1	1,544	86.0	33	1.8	103	5.7
Control & Valve Installers & Repairers (499010)	30	30	100.0	0	0.0	30	100.0	0	0.0	0	0.0
Heating, AC, & Refrig. Mechs & Installers (499021)	235	239	101.7	0	0.0	225	95.7	0	0.0	4	1.7
Home Appliance Repairers (499031)	45	45	100.0	0	0.0	45	100.0	0	0.0	0	0.0
Maintenance & Repair Workers, General (499042)	435	430	98.9	4	0.9	380	87.4	4	0.9	25	5.7
Maintenance Workers, Machinery (499043)	10	8	80.0	0	0.0	4	40.0	0	0.0	0	0.0
Millwrights (499044)	30	30	100.0	0	0.0	30	100.0	0	0.0	0	0.0
Ind. & Refractory Machinery Mechanics (49904X)	490	490	100.0	0	0.0	385	78.6	0	0.0	45	9.2
Electrical Power-Line Installers & Repairers (499051)	55	55	100.0	0	0.0	55	100.0	0	0.0	0	0.0
Telecomm. Line Installers & Repairers (499052)	195	180	92.3	15	7.7	155	79.5	15	7.7	25	12.8
Precision Instrument & Equip. Repairers (499060)	30	25	83.3	4	13.3	25	83.3	4	13.3	0	0.0
Coin, Vending, & Amuse. Mach Servicers (499091)	30	30	100.0	0	0.0	30	100.0	0	0.0	0	0.0
Locksmiths & Safe Repairers (499094)	20	20	100.0	0	0.0	20	100.0	0	0.0	0	0.0
Manufactured Bldg & Mobile Home Install (499095)	0	0	0.0	0	0.0	0	0.0	0	0.0	0	0.0
Riggers (499096)	0	0	0.0	0	0.0	0	0.0	0	0.0	0	0.0
Helpers--Installation, Maint., & Rep. Wrks (499098)	10	10	100.0	0	0.0	10	100.0	0	0.0	0	0.0
Other Install., Maint., & Rpr. Wrks, Etc. (49909X)	180	164	91.1	14	7.8	150	83.3	10	5.6	4	2.2
<b>PRODUCTION OCCUPATIONS (510000)</b>	<b>13,879</b>	<b>8,898</b>	<b>64.1</b>	<b>4,913</b>	<b>35.4</b>	<b>6,604</b>	<b>47.6</b>	<b>2,727</b>	<b>19.6</b>	<b>685</b>	<b>4.9</b>
Supervisors, Production Workers (511000)	1,390	1,073	77.2	309	22.2	975	70.1	205	14.7	40	2.9
First-Line Supr./Mgrs. of Prod. & Oper. Wrks (511011)	1,390	1,073	77.2	309	22.2	975	70.1	205	14.7	40	2.9
Assemblers & Fabricators (512000)	1,765	535	30.3	1,228	69.6	295	16.7	594	33.7	79	4.5

**CONNECTICUT OCCUPATIONAL STATISTICS**  
**for Equal Employment Opportunity and Affirmative Action Planning**  
**2000 Census of Population and Housing - Special EEO Tabulation**

**Waterbury PMSA**

Black Non-Hispanic		Hispanic in Any Race				All Other Non-Hispanic				Occupation
Female	%	Male	%	Female	%	Male	%	Female	%	
0	0.0	4	4.7	0	0.0	0	0.0	0	0.0	Highway Maintenance Workers (474051)
0	0.0	0	0.0	0	0.0	0	0.0	0	0.0	Rail-Track Laying & Maint. Equip. Operators (474061)
0	0.0	0	0.0	0	0.0	0	0.0	0	0.0	Septic Tank Serv. & Sewer Pipe Cleaners (474071)
0	0.0	4	20.0	0	0.0	0	0.0	0	0.0	Misc. Construction & Rel. Workers (474090)
0	0.0	0	0.0	0	0.0	0	0.0	0	0.0	Extraction Workers (475000)
0	0.0	0	0.0	0	0.0	0	0.0	0	0.0	Earth Drillers, Except Oil & Gas (475021)
0	0.0	0	0.0	0	0.0	0	0.0	0	0.0	Expl. Wrkrs, Ord. Handling Experts, & Blasters (475031)
0	0.0	0	0.0	0	0.0	0	0.0	0	0.0	Mining Machine Operators (475040)
0	0.0	0	0.0	0	0.0	0	0.0	0	0.0	Misc. Extraction Workers, Etc. (4750XX)
0	0.0	0	0.0	0	0.0	0	0.0	0	0.0	Derrick, Rotary Drill, Etc., Oil, Gas, & Mining (4750YY)
<b>24</b>	<b>0.6</b>	<b>249</b>	<b>6.2</b>	<b>8</b>	<b>0.2</b>	<b>76</b>	<b>1.9</b>	<b>0</b>	<b>0.0</b>	<b>INSTALLATION, MAINTENANCE, &amp; REPAIR OCCS. (490000)</b>
0	0.0	0	0.0	4	1.1	14	3.7	0	0.0	Super. of Installation, Maint., & Repair Wrkrs. (491000)
0	0.0	0	0.0	4	1.1	14	3.7	0	0.0	First-Line Super./Mgrs. of Mechanics, Etc (491011)
20	4.2	60	12.7	0	0.0	8	1.7	0	0.0	Elect. & Electronic Equip. Mechanics, Etc. (492000)
20	7.8	25	9.8	0	0.0	4	1.6	0	0.0	Computer, ATM, & Office Mach Repairers (492011)
0	0.0	15	15.0	0	0.0	4	4.0	0	0.0	Radio & Telecomm. Equip. Install & Repair (492020)
0	0.0	10	100.0	0	0.0	0	0.0	0	0.0	Avionics Technicians (492091)
0	0.0	0	0.0	0	0.0	0	0.0	0	0.0	Electric Motor, Pwr Tool, & Related Repairers (492092)
0	0.0	0	0.0	0	0.0	0	0.0	0	0.0	Electr. Equip. Install & Repair, Motor Veh. (492096)
0	0.0	0	0.0	0	0.0	0	0.0	0	0.0	Electr. Home Entert. Equip. Install & Repair (492097)
0	0.0	10	50.0	0	0.0	0	0.0	0	0.0	Security & Fire Alarm Systems Installers (492098)
0	0.0	0	0.0	0	0.0	0	0.0	0	0.0	Elect/Electr Repr, Ind., Utility, & Transp. Equip. (49209X)
4	0.3	110	8.1	0	0.0	24	1.8	0	0.0	Veh. & Mobile Equip. Mechs, Installers (493000)
0	0.0	0	0.0	0	0.0	0	0.0	0	0.0	Aircraft Mechanics & Service Techs (493011)
0	0.0	20	9.5	0	0.0	0	0.0	0	0.0	Automotive Body & Related Repairers (493021)
0	0.0	0	0.0	0	0.0	0	0.0	0	0.0	Automotive Glass Installers & Repairers (493022)
4	0.5	90	12.0	0	0.0	24	3.2	0	0.0	Automotive Service Techs & Mechanics (493023)
0	0.0	0	0.0	0	0.0	0	0.0	0	0.0	Bus & Truck Mechs & Diesel Eng. Specialists (493031)
0	0.0	0	0.0	0	0.0	0	0.0	0	0.0	Heavy Veh. & Mob. Equip. Serv. Techs & Mechs (493040)
0	0.0	0	0.0	0	0.0	0	0.0	0	0.0	Small Engine Mechanics (493050)
0	0.0	0	0.0	0	0.0	0	0.0	0	0.0	Misc. Veh. & Mob. Equip. Mechs, Etc. (493090)
0	0.0	79	4.4	4	0.2	30	1.7	0	0.0	Other Installation, Maint. & Repair Occs (499000)
0	0.0	0	0.0	0	0.0	0	0.0	0	0.0	Control & Valve Installers & Repairers (499010)
0	0.0	0	0.0	0	0.0	10	4.3	0	0.0	Heating, AC, & Refrig. Mechs & Installers (499021)
0	0.0	0	0.0	0	0.0	0	0.0	0	0.0	Home Appliance Repairers (499031)
0	0.0	15	3.4	0	0.0	10	2.3	0	0.0	Maintenance & Repair Workers, General (499042)
0	0.0	4	40.0	0	0.0	0	0.0	0	0.0	Maintenance Workers, Machinery (499043)
0	0.0	0	0.0	0	0.0	0	0.0	0	0.0	Millwrights (499044)
0	0.0	50	10.2	0	0.0	10	2.0	0	0.0	Ind. & Refractory Machinery Mechanics (49904X)
0	0.0	0	0.0	0	0.0	0	0.0	0	0.0	Electrical Power-Line Installers & Repairers (499051)
0	0.0	0	0.0	0	0.0	0	0.0	0	0.0	Telecomm. Line Installers & Repairers (499052)
0	0.0	0	0.0	0	0.0	0	0.0	0	0.0	Precision Instrument & Equip. Repairers (499060)
0	0.0	0	0.0	0	0.0	0	0.0	0	0.0	Coin, Vending, & Amuse. Mach Servicers (499091)
0	0.0	0	0.0	0	0.0	0	0.0	0	0.0	Locksmiths & Safe Repairers (499094)
0	0.0	0	0.0	0	0.0	0	0.0	0	0.0	Manufactured Blding & Mobile Home Install (499095)
0	0.0	0	0.0	0	0.0	0	0.0	0	0.0	Riggers (499096)
0	0.0	0	0.0	0	0.0	0	0.0	0	0.0	Helpers--Installation, Maint., & Rep. Wrkrs (499098)
0	0.0	10	5.6	4	2.2	0	0.0	0	0.0	Other Install., Maint., & Rpr. Wrkrs, Etc. (49909X)
<b>521</b>	<b>3.8</b>	<b>1,301</b>	<b>9.4</b>	<b>1,331</b>	<b>9.6</b>	<b>308</b>	<b>2.2</b>	<b>334</b>	<b>2.4</b>	<b>PRODUCTION OCCUPATIONS (510000)</b>
60	4.3	35	2.5	40	2.9	23	1.7	4	0.3	Supervisors, Production Workers (511000)
60	4.3	35	2.5	40	2.9	23	1.7	4	0.3	First-Line Supr./Mgrs. of Prod. & Oper. Wrkrs (511011)
134	7.6	134	7.6	375	21.2	27	1.5	125	7.1	Assemblers & Fabricators (512000)

**CONNECTICUT OCCUPATIONAL STATISTICS**  
**for Equal Employment Opportunity and Affirmative Action Planning**  
**2000 Census of Population and Housing - Special EEO Tabulation**

**Waterbury PMSA**

Occupation	Total All Races *	Total Civilian Labor Force				White Non-Hispanic				Black Non-Hispanic	
		Male	%	Female	%	Male	%	Female	%	Male	%
Aircraft Struct., Surf., Rig. Assemblers (512011)	75	39	52.0	35	46.7	35	46.7	25	33.3	4	5.3
Elect., Electr., & Electromech. Assemblers (512020)	310	49	15.8	259	83.5	25	8.1	155	50.0	0	0.0
Engine & Other Machine Assemblers (512031)	50	45	90.0	4	8.0	10	20.0	4	8.0	20	40.0
Structural Metal Fabricators & Filters (512041)	25	24	96.0	0	0.0	20	80.0	0	0.0	0	0.0
Miscellaneous Assemblers & Fabricators (512090)	1,305	378	29.0	930	71.3	205	15.7	410	31.4	55	4.2
Food Processing Workers (513000)	575	438	76.2	130	22.6	355	61.7	130	22.6	4	0.7
Bakers (513011)	260	179	68.8	80	30.8	160	61.5	80	30.8	0	0.0
Butchers/Other Meat, Poultry, Fish Proc Wrks (513020)	215	215	100.0	0	0.0	155	72.1	0	0.0	0	0.0
Food & Tob. Roasting, Etc. Mach Op/Tenders (513091)	25	24	96.0	0	0.0	20	80.0	0	0.0	4	16.0
Food Batchmakers (513092)	75	20	26.7	50	66.7	20	26.7	50	66.7	0	0.0
Food Cooking Machine Operators & Tenders (513093)	0	0	0.0	0	0.0	0	0.0	0	0.0	0	0.0
Metal Workers & Plastic Workers (514000)	5,010	4,104	81.9	885	17.7	3,050	60.9	429	8.6	359	7.2
Computer Control Programmers & Operators (514010)	75	65	86.7	8	10.7	40	53.3	4	5.3	10	13.3
Extr. & Drawing Mach Set, Etc, Metal & Plastic (514021)	20	20	100.0	0	0.0	10	50.0	0	0.0	0	0.0
Forging Mach Setters, Etc., Metal & Plastic (514022)	25	20	80.0	10	40.0	10	40.0	0	0.0	10	40.0
Rolling Mach Setters, Etc., Metal & Plastic (514023)	20	20	100.0	0	0.0	20	100.0	0	0.0	0	0.0
Cut, Punch, & Press Mach Set, Etc., M/P (514031)	175	120	68.6	60	34.3	60	34.3	30	17.1	20	11.4
Drill & Boring Mach Tool Setters, Etc., M/P (514032)	0	0	0.0	0	0.0	0	0.0	0	0.0	0	0.0
Grinding, Etc. Mach Tool Setters, Etc., M/P (514033)	45	34	75.6	4	8.9	30	66.7	0	0.0	0	0.0
Lathe & Turning Mach Tool Setters, Etc., M/P (514034)	30	29	96.7	0	0.0	15	50.0	0	0.0	0	0.0
Machinists (514041)	765	680	88.9	82	10.7	575	75.2	50	6.5	60	7.8
Metal Furnace & Kiln Operators & Tenders (514050)	40	45	112.5	0	0.0	20	50.0	0	0.0	15	37.5
Model Makers & Patternmakers, M/P (514060)	0	0	0.0	0	0.0	0	0.0	0	0.0	0	0.0
Molders & Molding Mach Setters, Etc., M/P (514070)	130	84	64.6	50	38.5	60	46.2	30	23.1	20	15.4
Tool & Die Makers (514111)	1,015	999	98.4	10	1.0	920	90.6	0	0.0	4	0.4
Welding, Soldering, & Brazing Workers (514120)	365	315	86.3	48	13.2	190	52.1	30	8.2	40	11.0
Heat Treating Equip. Setters, Etc., M/P (514191)	60	60	100.0	0	0.0	20	33.3	0	0.0	25	41.7
Lay-Out Workers, Metal & Plastic (514192)	0	0	0.0	0	0.0	0	0.0	0	0.0	0	0.0
Plating & Coating Mach Setters, Etc., M/P (514193)	215	194	90.2	14	6.5	110	51.2	10	4.7	55	25.6
Tool Grinders, Filers, & Sharpeners (514194)	25	25	100.0	0	0.0	25	100.0	0	0.0	0	0.0
Other Metal & Plastic Workers, Incl. Milling, Etc. (514XXX)	2,005	1,394	69.5	599	29.9	945	47.1	275	13.7	100	5.0
Printing Workers (515000)	205	167	81.5	24	11.7	140	68.3	14	6.8	0	0.0
Bookbinders & Bindery Workers (515010)	45	35	77.8	10	22.2	20	44.4	0	0.0	0	0.0
Job Printers (515021)	15	4	26.7	4	26.7	0	0.0	4	26.7	0	0.0
Prepress Technicians & Workers (515022)	85	69	81.2	10	11.8	65	76.5	10	11.8	0	0.0
Printing Machine Operators (515023)	60	59	98.3	0	0.0	55	91.7	0	0.0	0	0.0
Textile, Apparel, & Furnishings Workers (516000)	767	279	36.4	483	63.0	142	18.5	289	37.7	19	2.5
Laundry & Dry-Cleaning Workers (516011)	260	94	36.2	160	61.5	35	13.5	95	36.5	4	1.5
Pressers, Textile, Garment, & Rel. Materials (516021)	35	10	28.6	24	68.6	10	28.6	20	57.1	0	0.0
Sewing Machine Operators (516031)	330	53	16.1	280	84.8	4	1.2	155	47.0	15	4.5
Shoe & Leather Workers & Repairers (516041)	4	4	100.0	0	0.0	4	100.0	0	0.0	0	0.0
Shoe Machine Operators & Tenders (516042)	0	0	0.0	0	0.0	0	0.0	0	0.0	0	0.0
Tailors, Dressmakers, & Sewers (516050)	30	15	50.0	15	50.0	15	50.0	15	50.0	0	0.0
Textile Bleaching & Dyeing Mach Op/Tenders (516061)	4	4	100.0	0	0.0	4	100.0	0	0.0	0	0.0
Textile Cutting Mach Setters, Opers/Tenders (516062)	0	0	0.0	0	0.0	0	0.0	0	0.0	0	0.0
Textile Knitting & Weaving Mach Setters, Etc. (516063)	4	0	0.0	4	100.0	0	0.0	4	100.0	0	0.0
Textile Winding, Etc. Mach Setters, Op/Tenders (516064)	0	0	0.0	0	0.0	0	0.0	0	0.0	0	0.0
Upholsterers (516093)	20	14	70.0	0	0.0	0	0.0	0	0.0	0	0.0
Misc. Textile, App, & Furn. Wrks, Exc. Upholst (51609X)	80	85	106.3	0	0.0	70	87.5	0	0.0	0	0.0
Woodworkers (517000)	165	149	90.3	14	8.5	125	75.8	4	2.4	14	8.5
Cabinetmakers & Bench Carpenters (517011)	90	90	100.0	0	0.0	70	77.8	0	0.0	10	11.1
Furniture Finishers (517021)	20	20	100.0	0	0.0	20	100.0	0	0.0	0	0.0

**CONNECTICUT OCCUPATIONAL STATISTICS**  
**for Equal Employment Opportunity and Affirmative Action Planning**  
**2000 Census of Population and Housing - Special EEO Tabulation**

**Waterbury PMSA**

Black Non-Hispanic		Hispanic in Any Race				All Other Non-Hispanic				Occupation
Female	%	Male	%	Female	%	Male	%	Female	%	
10	13.3	0	0.0	0	0.0	0	0.0	0	0.0	Aircraft Struct., Surf., Rig. Assemblers (512011)
4	1.3	20	6.5	65	21.0	4	1.3	35	11.3	Elect., Electr., & Electromech. Assemblers (512020)
0	0.0	15	30.0	0	0.0	0	0.0	0	0.0	Engine & Other Machine Assemblers (512031)
0	0.0	4	16.0	0	0.0	0	0.0	0	0.0	Structural Metal Fabricators & Fitters (512041)
120	9.2	95	7.3	310	23.8	23	1.8	90	6.9	Miscellaneous Assemblers & Fabricators (512090)
0	0.0	69	12.0	0	0.0	10	1.7	0	0.0	Food Processing Workers (513000)
0	0.0	19	7.3	0	0.0	0	0.0	0	0.0	Bakers (513011)
0	0.0	50	23.3	0	0.0	10	4.7	0	0.0	Butchers/Other Meat, Poultry, Fish Proc Wrkrs (513020)
0	0.0	0	0.0	0	0.0	0	0.0	0	0.0	Food & Tob. Roasting, Etc. Mach Op/Tenders (513091)
0	0.0	0	0.0	0	0.0	0	0.0	0	0.0	Food Batchmakers (513092)
0	0.0	0	0.0	0	0.0	0	0.0	0	0.0	Food Cooking Machine Operators & Tenders (513093)
104	2.1	526	10.5	314	6.3	169	3.4	38	0.8	Metal Workers & Plastic Workers (514000)
0	0.0	15	20.0	4	5.3	0	0.0	0	0.0	Computer Control Programmers & Operators (514010)
0	0.0	0	0.0	0	0.0	10	50.0	0	0.0	Extr. & Drawing Mach Set, Etc, Metal & Plastic (514021)
0	0.0	0	0.0	10	40.0	0	0.0	0	0.0	Forging Mach Setters, Etc., Metal & Plastic (514022)
0	0.0	0	0.0	0	0.0	0	0.0	0	0.0	Rolling Mach Setters, Etc., Metal & Plastic (514023)
0	0.0	25	14.3	30	17.1	15	8.6	0	0.0	Cut, Punch, & Press Mach Set, Etc., M/P (514031)
0	0.0	0	0.0	0	0.0	0	0.0	0	0.0	Drill & Boring Mach Tool Setters, Etc., M/P (514032)
0	0.0	4	8.9	4	8.9	0	0.0	0	0.0	Grinding, Etc. Mach Tool Setters, Etc., M/P (514033)
0	0.0	4	13.3	0	0.0	10	33.3	0	0.0	Lathe & Turning Mach Tool Setters, Etc., M/P (514034)
20	2.6	35	4.6	8	1.0	10	1.3	4	0.5	Machinists (514041)
0	0.0	10	25.0	0	0.0	0	0.0	0	0.0	Metal Furnace & Kiln Operators & Tenders (514050)
0	0.0	0	0.0	0	0.0	0	0.0	0	0.0	Model Makers & Patternmakers, M/P (514060)
10	7.7	4	3.1	10	7.7	0	0.0	0	0.0	Molders & Molding Mach Setters, Etc., M/P (514070)
0	0.0	50	4.9	10	1.0	25	2.5	0	0.0	Tool & Die Makers (514111)
4	1.1	55	15.1	14	3.8	30	8.2	0	0.0	Welding, Soldering, & Brazing Workers (514120)
0	0.0	15	25.0	0	0.0	0	0.0	0	0.0	Heat Treating Equip. Setters, Etc., M/P (514191)
0	0.0	0	0.0	0	0.0	0	0.0	0	0.0	Lay-Out Workers, Metal & Plastic (514192)
0	0.0	19	8.8	4	1.9	10	4.7	0	0.0	Plating & Coating Mach Setters, Etc., M/P (514193)
0	0.0	0	0.0	0	0.0	0	0.0	0	0.0	Tool Grinders, Filers, & Sharpeners (514194)
70	3.5	290	14.5	220	11.0	59	2.9	34	1.7	Other Metal & Plastic Workers, Incl. Milling, Etc. (514XXX)
0	0.0	27	13.2	10	4.9	0	0.0	0	0.0	Printing Workers (515000)
0	0.0	15	33.3	10	22.2	0	0.0	0	0.0	Bookbinders & Bindery Workers (515010)
0	0.0	4	26.7	0	0.0	0	0.0	0	0.0	Job Printers (515021)
0	0.0	4	4.7	0	0.0	0	0.0	0	0.0	Prepress Technicians & Workers (515022)
0	0.0	4	6.7	0	0.0	0	0.0	0	0.0	Printing Machine Operators (515023)
39	5.1	89	11.6	140	18.3	29	3.8	15	2.0	Textile, Apparel, & Furnishings Workers (516000)
20	7.7	55	21.2	45	17.3	0	0.0	0	0.0	Laundry & Dry-Cleaning Workers (516011)
4	11.4	0	0.0	0	0.0	0	0.0	0	0.0	Pressers, Textile, Garment, & Rel. Materials (516021)
15	4.5	24	7.3	95	28.8	10	3.0	15	4.5	Sewing Machine Operators (516031)
0	0.0	0	0.0	0	0.0	0	0.0	0	0.0	Shoe & Leather Workers & Repairers (516041)
0	0.0	0	0.0	0	0.0	0	0.0	0	0.0	Shoe Machine Operators & Tenders (516042)
0	0.0	0	0.0	0	0.0	0	0.0	0	0.0	Tailors, Dressmakers, & Sewers (516050)
0	0.0	0	0.0	0	0.0	0	0.0	0	0.0	Textile Bleaching & Dyeing Mach Op/Tenders (516061)
0	0.0	0	0.0	0	0.0	0	0.0	0	0.0	Textile Cutting Mach Setters, Opers/Tenders (516062)
0	0.0	0	0.0	0	0.0	0	0.0	0	0.0	Textile Knitting & Weaving Mach Setters, Etc. (516063)
0	0.0	0	0.0	0	0.0	0	0.0	0	0.0	Textile Winding, Etc. Mach Setters, Op/Tenders (516064)
0	0.0	10	50.0	0	0.0	4	20.0	0	0.0	Upholsterers (516093)
0	0.0	0	0.0	0	0.0	15	18.8	0	0.0	Misc. Textile, App, & Furn. Wrkrs, Exc. Upholst (51609X)
0	0.0	10	6.1	10	6.1	0	0.0	0	0.0	Woodworkers (517000)
0	0.0	10	11.1	0	0.0	0	0.0	0	0.0	Cabinetmakers & Bench Carpenters (517011)
0	0.0	0	0.0	0	0.0	0	0.0	0	0.0	Furniture Finishers (517021)



**CONNECTICUT OCCUPATIONAL STATISTICS**  
**for Equal Employment Opportunity and Affirmative Action Planning**  
**2000 Census of Population and Housing - Special EEO Tabulation**

**Waterbury PMSA**

Occupation	Total All Races *	Total Civilian Labor Force				White Non-Hispanic				Black Non-Hispanic	
		Male	%	Female	%	Male	%	Female	%	Male	%
Sawing Mach Setters, Opers, & Tenders, Wood (517041)	10	0	0.0	10	100.0	0	0.0	0	0.0	0	0.0
Woodwork Mach Setters, Op/Tenders, Exc. Sawing (517042)	15	15	100.0	0	0.0	15	100.0	0	0.0	0	0.0
Misc. Woodworkers (5170XX)	30	24	80.0	4	13.3	20	66.7	4	13.3	4	13.3
Plant & System Operators (518000)	159	154	96.9	4	2.5	144	90.6	4	2.5	10	6.3
Power Plant Operators, Distr, & Dispatchers (518010)	4	4	100.0	0	0.0	4	100.0	0	0.0	0	0.0
Stationary Engineers & Boiler Operators (518021)	100	95	95.0	4	4.0	85	85.0	4	4.0	10	10.0
Water & Liq Waste Treat Plant & Sys. Opers (518031)	40	40	100.0	0	0.0	40	100.0	0	0.0	0	0.0
Miscellaneous Plant & System Operators (518090)	15	15	100.0	0	0.0	15	100.0	0	0.0	0	0.0
Other Production Occupations (519000)	3,843	1,999	52.0	1,836	47.8	1,378	35.9	1,058	27.5	160	4.2
Chem. Proc. Mach Setters, Ops, & Tenders (519010)	65	59	90.8	4	6.2	55	84.6	0	0.0	0	0.0
Crushing, Grinding, Etc. Workers (519020)	25	24	96.0	0	0.0	20	80.0	0	0.0	0	0.0
Cutting Workers (519030)	95	79	83.2	20	21.1	65	68.4	20	21.1	10	10.5
Extruding, Form, Press Mach Setters, Opers (519041)	4	4	100.0	0	0.0	4	100.0	0	0.0	0	0.0
Furnace, Kiln, Oven, Drier, & Kettle Op/Tenders (519051)	0	0	0.0	0	0.0	0	0.0	0	0.0	0	0.0
Inspectors, Testers, Sorters, Samplers, Weighers (519061)	1,210	550	45.5	665	55.0	435	36.0	440	36.4	30	2.5
Jewelers & Precious Stone & Metal Workers (519071)	10	10	100.0	0	0.0	0	0.0	0	0.0	0	0.0
Medical, Dental, & Ophthalmic Laboratory Techns (519080)	120	50	41.7	67	55.8	50	41.7	55	45.8	0	0.0
Packaging & Filling Mach Operators & Tenders (519111)	295	90	30.5	205	69.5	30	10.2	85	28.8	20	6.8
Painting Workers (519120)	155	130	83.9	24	15.5	100	64.5	10	6.5	0	0.0
Photog Process Wrkrs & Processing Mach Ops (519130)	55	25	45.5	25	45.5	25	45.5	15	27.3	0	0.0
Cementing & Gluing Machine Ops & Tenders (519191)	25	20	80.0	10	40.0	10	40.0	0	0.0	0	0.0
Cleaning, Washing, & Metal Pickling Eq Op/Tenders (519192)	25	20	80.0	4	16.0	10	40.0	4	16.0	0	0.0
Etchers & Engravers (519194)	10	10	100.0	0	0.0	10	100.0	0	0.0	0	0.0
Molders, Shapers, & Casters, Exc Metal & Plastic (519195)	4	4	100.0	0	0.0	4	100.0	0	0.0	0	0.0
Paper Goods Machine Setters, Op/Tenders (519196)	20	10	50.0	8	40.0	10	50.0	4	20.0	0	0.0
Tire Builders (519197)	0	0	0.0	0	0.0	0	0.0	0	0.0	0	0.0
Helpers - Production Workers (519198)	65	39	60.0	24	36.9	10	15.4	10	15.4	25	38.5
Other Production Workers (5191XX)	1,660	875	52.7	780	47.0	540	32.5	415	25.0	75	4.5
<b>TRANSP. &amp; MATERIAL MOVING OCCUPATIONS (530000)</b>	<b>6,187</b>	<b>4,946</b>	<b>79.9</b>	<b>1,229</b>	<b>19.9</b>	<b>3,757</b>	<b>60.7</b>	<b>858</b>	<b>13.9</b>	<b>432</b>	<b>7.0</b>
Super., Transportation & Material Moving Wrkrs (531000)	210	144	68.6	65	31.0	125	59.5	65	31.0	4	1.9
Air Transportation Workers (532000)	50	43	86.0	4	8.0	39	78.0	4	8.0	0	0.0
Aircraft Pilots & Flight Engineers (532010)	40	39	97.5	0	0.0	35	87.5	0	0.0	0	0.0
Air Traffic Control & Airfield Ops Specialists (532020)	10	4	40.0	4	40.0	4	40.0	4	40.0	0	0.0
Motor Vehicle Operators (533000)	3,420	2,869	83.9	558	16.3	2,335	68.3	440	12.9	190	5.6
Bus Drivers (533020)	625	225	36.0	404	64.6	165	26.4	315	50.4	30	4.8
Driver/Sales Workers & Truck Drivers (533030)	2,610	2,495	95.6	114	4.4	2,065	79.1	95	3.6	140	5.4
Taxi Drivers & Chauffeurs (533041)	150	124	82.7	30	20.0	80	53.3	20	13.3	20	13.3
Misc. Motor Vehicle Opers, Incl. Amb. Drivers (5330XX)	35	25	71.4	10	28.6	25	71.4	10	28.6	0	0.0
Rail Transportation Workers (534000)	39	39	100.0	0	0.0	35	89.7	0	0.0	0	0.0
Locomotive Engineers & Operators (534010)	10	10	100.0	0	0.0	10	100.0	0	0.0	0	0.0
Railroad Brake, Signal, & Switch Operators (534021)	0	0	0.0	0	0.0	0	0.0	0	0.0	0	0.0
Railroad Conductors & Yardmasters (534031)	25	25	100.0	0	0.0	25	100.0	0	0.0	0	0.0
Subway, Streetcar, & Other Rail Transp. Workers (5340XX)	4	4	100.0	0	0.0	0	0.0	0	0.0	0	0.0
Water Transportation Workers (535000)	4	4	100.0	0	0.0	4	100.0	0	0.0	0	0.0
Sailors & Marine Oilers (535011)	0	0	0.0	0	0.0	0	0.0	0	0.0	0	0.0
Ship & Boat Captains & Operators (535020)	4	4	100.0	0	0.0	4	100.0	0	0.0	0	0.0
Ship Engineers (535031)	0	0	0.0	0	0.0	0	0.0	0	0.0	0	0.0
Other Transportation Workers (536000)	169	167	98.8	0	0.0	134	79.3	0	0.0	15	8.9
Parking Lot Attendants (536021)	30	28	93.3	0	0.0	20	66.7	0	0.0	0	0.0
Service Station Attendants (536031)	85	85	100.0	0	0.0	60	70.6	0	0.0	15	17.6
Transportation Inspectors (536051)	50	50	100.0	0	0.0	50	100.0	0	0.0	0	0.0
Misc. Transportation Workers (5360XX)	4	4	100.0	0	0.0	4	100.0	0	0.0	0	0.0



**CONNECTICUT OCCUPATIONAL STATISTICS**  
**for Equal Employment Opportunity and Affirmative Action Planning**  
**2000 Census of Population and Housing - Special EEO Tabulation**

**Waterbury PMSA**

Black Non-Hispanic		Hispanic in Any Race				All Other Non-Hispanic				Occupation
Female	%	Male	%	Female	%	Male	%	Female	%	
0	0.0	0	0.0	10	100.0	0	0.0	0	0.0	Sawing Mach Setters, Opers, & Tenders, Wood (517041)
0	0.0	0	0.0	0	0.0	0	0.0	0	0.0	Woodwork Mach Setters, Op/Tenders, Exc. Sawing (517042)
0	0.0	0	0.0	0	0.0	0	0.0	0	0.0	Misc. Woodworkers (5170XX)
0	0.0	0	0.0	0	0.0	0	0.0	0	0.0	Plant & System Operators (518000)
0	0.0	0	0.0	0	0.0	0	0.0	0	0.0	Power Plant Operators, Distr, & Dispatchers (518010)
0	0.0	0	0.0	0	0.0	0	0.0	0	0.0	Stationary Engineers & Boiler Operators (518021)
0	0.0	0	0.0	0	0.0	0	0.0	0	0.0	Water & Liq Waste Treat Plant & Sys. Opers (518031)
0	0.0	0	0.0	0	0.0	0	0.0	0	0.0	Miscellaneous Plant & System Operators (518090)
184	4.8	411	10.7	442	11.5	50	1.3	152	4.0	Other Production Occupations (519000)
0	0.0	4	6.2	0	0.0	0	0.0	4	6.2	Chem. Proc. Mach Setters, Ops, & Tenders (519010)
0	0.0	4	16.0	0	0.0	0	0.0	0	0.0	Crushing, Grinding, Etc. Workers (519020)
0	0.0	4	4.2	0	0.0	0	0.0	0	0.0	Cutting Workers (519030)
0	0.0	0	0.0	0	0.0	0	0.0	0	0.0	Extruding, Form, Press Mach Setters, Opers (519041)
0	0.0	0	0.0	0	0.0	0	0.0	0	0.0	Furnace, Kiln, Oven, Drier, & Kettle Op/Tenders (519051)
60	5.0	85	7.0	95	7.9	0	0.0	70	5.8	Inspectors, Testers, Sorters, Samplers, Weighers (519061)
0	0.0	10	100.0	0	0.0	0	0.0	0	0.0	Jewelers & Precious Stone & Metal Workers (519071)
0	0.0	0	0.0	8	6.7	0	0.0	4	3.3	Medical, Dental, & Ophthalmic Laboratory Techns (519080)
20	6.8	40	13.6	100	33.9	0	0.0	0	0.0	Packaging & Filling Mach Operators & Tenders (519111)
0	0.0	30	19.4	10	6.5	0	0.0	4	2.6	Painting Workers (519120)
10	18.2	0	0.0	0	0.0	0	0.0	0	0.0	Photog Process Wrkrs & Processing Mach Ops (519130)
0	0.0	10	40.0	10	40.0	0	0.0	0	0.0	Cementing & Gluing Machine Ops & Tenders (519191)
0	0.0	0	0.0	0	0.0	10	40.0	0	0.0	Cleaning, Washing, & Metal Pickling Eq Op/Tenders (519192)
0	0.0	0	0.0	0	0.0	0	0.0	0	0.0	Etchers & Engravers (519194)
0	0.0	0	0.0	0	0.0	0	0.0	0	0.0	Molders, Shapers, & Casters, Exc Metal & Plastic (519195)
0	0.0	0	0.0	4	20.0	0	0.0	0	0.0	Paper Goods Machine Setters, Op/Tenders (519196)
0	0.0	0	0.0	0	0.0	0	0.0	0	0.0	Tire Builders (519197)
4	6.2	4	6.2	10	15.4	0	0.0	0	0.0	Helpers - Production Workers (519198)
90	5.4	220	13.3	205	12.3	40	2.4	70	4.2	Other Production Workers (5191XX)
<b>123</b>	<b>2.0</b>	<b>649</b>	<b>10.5</b>	<b>184</b>	<b>3.0</b>	<b>108</b>	<b>1.7</b>	<b>64</b>	<b>1.0</b>	<b>TRANSP. &amp; MATERIAL MOVING OCCUPATIONS (530000)</b>
0	0.0	15	7.1	0	0.0	0	0.0	0	0.0	Super., Transportation & Material Moving Wrkrs (531000)
0	0.0	0	0.0	0	0.0	4	8.0	0	0.0	Air Transportation Workers (532000)
0	0.0	0	0.0	0	0.0	4	10.0	0	0.0	Aircraft Pilots & Flight Engineers (532010)
0	0.0	0	0.0	0	0.0	0	0.0	0	0.0	Air Traffic Control & Airfield Ops Specialists (532020)
34	1.0	295	8.6	70	2.0	49	1.4	14	0.4	Motor Vehicle Operators (533000)
20	3.2	30	4.8	55	8.8	0	0.0	14	2.2	Bus Drivers (533020)
4	0.2	255	9.8	15	0.6	35	1.3	0	0.0	Driver/Sales Workers & Truck Drivers (533030)
10	6.7	10	6.7	0	0.0	14	9.3	0	0.0	Taxi Drivers & Chauffeurs (533041)
0	0.0	0	0.0	0	0.0	0	0.0	0	0.0	Misc. Motor Vehicle Opers, Incl. Amb. Drivers (5330XX)
0	0.0	0	0.0	0	0.0	4	10.3	0	0.0	Rail Transportation Workers (534000)
0	0.0	0	0.0	0	0.0	0	0.0	0	0.0	Locomotive Engineers & Operators (534010)
0	0.0	0	0.0	0	0.0	0	0.0	0	0.0	Railroad Brake, Signal, & Switch Operators (534021)
0	0.0	0	0.0	0	0.0	0	0.0	0	0.0	Railroad Conductors & Yardmasters (534031)
0	0.0	0	0.0	0	0.0	4	100.0	0	0.0	Subway, Streetcar, & Other Rail Transp. Workers (5340XX)
0	0.0	0	0.0	0	0.0	0	0.0	0	0.0	Water Transportation Workers (535000)
0	0.0	0	0.0	0	0.0	0	0.0	0	0.0	Sailors & Marine Oilers (535011)
0	0.0	0	0.0	0	0.0	0	0.0	0	0.0	Ship & Boat Captains & Operators (535020)
0	0.0	0	0.0	0	0.0	0	0.0	0	0.0	Ship Engineers (535031)
0	0.0	4	2.4	0	0.0	14	8.3	0	0.0	Other Transportation Workers (536000)
0	0.0	4	13.3	0	0.0	4	13.3	0	0.0	Parking Lot Attendants (536021)
0	0.0	0	0.0	0	0.0	10	11.8	0	0.0	Service Station Attendants (536031)
0	0.0	0	0.0	0	0.0	0	0.0	0	0.0	Transportation Inspectors (536051)
0	0.0	0	0.0	0	0.0	0	0.0	0	0.0	Misc. Transportation Workers (5360XX)

**CONNECTICUT OCCUPATIONAL STATISTICS**  
**for Equal Employment Opportunity and Affirmative Action Planning**  
**2000 Census of Population and Housing - Special EEO Tabulation**

**Waterbury PMSA**

Occupation	Total All Races *	Total Civilian Labor Force				White Non-Hispanic				Black Non-Hispanic	
		Male	%	Female	%	Male	%	Female	%	Male	%
Material Moving Workers (537000)	2,295	1,680	73.2	602	26.2	1,085	47.3	349	15.2	223	9.7
Crane & Tower Operators (537021)	25	25	100.0	0	0.0	25	100.0	0	0.0	0	0.0
Dredge, Excavating, & Loading Mach Op (537030)	25	25	100.0	0	0.0	25	100.0	0	0.0	0	0.0
Hoist & Winch Operators (537041)	15	15	100.0	0	0.0	15	100.0	0	0.0	0	0.0
Industrial Truck & Tractor Operators (537051)	190	159	83.7	24	12.6	110	57.9	0	0.0	25	13.2
Cleaners of Vehicles & Equipment (537061)	195	169	86.7	24	12.3	110	56.4	20	10.3	4	2.1
Laborers & Freight, Stock, & Mat. Movers, Hand (537062)	1,235	918	74.3	315	25.5	570	46.2	220	17.8	164	13.3
Machine Feeders & Offbearers (537063)	105	64	61.0	35	33.3	30	28.6	20	19.0	0	0.0
Packers & Packagers, Hand (537064)	335	145	43.3	200	59.7	65	19.4	85	25.4	15	4.5
Pumping Station Operators (537070)	0	0	0.0	0	0.0	0	0.0	0	0.0	0	0.0
Refuse & Recyclable Material Collectors (537081)	140	135	96.4	0	0.0	120	85.7	0	0.0	15	10.7
Misc. Material Moving Wrks (537XXX)	30	25	83.3	4	13.3	15	50.0	4	13.3	0	0.0
<b>Unemployed, No Civilian Work Experience Since 1995</b>	<b>625</b>	<b>340</b>	<b>54.4</b>	<b>285</b>	<b>45.6</b>	<b>200</b>	<b>32.0</b>	<b>155</b>	<b>24.8</b>	<b>85</b>	<b>13.6</b>

**CONNECTICUT OCCUPATIONAL STATISTICS**  
**for Equal Employment Opportunity and Affirmative Action Planning**  
**2000 Census of Population and Housing - Special EEO Tabulation**

**Waterbury PMSA**

Black Non-Hispanic		Hispanic in Any Race				All Other Non-Hispanic				Occupation
Female	%	Male	%	Female	%	Male	%	Female	%	
89	3.9	335	14.6	114	5.0	37	1.6	50	2.2	Material Moving Workers (537000)
0	0.0	0	0.0	0	0.0	0	0.0	0	0.0	Crane & Tower Operators (537021)
0	0.0	0	0.0	0	0.0	0	0.0	0	0.0	Dredge, Excavating, & Loading Mach Op (537030)
0	0.0	0	0.0	0	0.0	0	0.0	0	0.0	Hoist & Winch Operators (537041)
20	10.5	20	10.5	4	2.1	4	2.1	0	0.0	Industrial Truck & Tractor Operators (537051)
4	2.1	55	28.2	0	0.0	0	0.0	0	0.0	Cleaners of Vehicles & Equipment (537061)
50	4.0	155	12.6	20	1.6	29	2.3	25	2.0	Laborers & Freight, Stock, & Mat. Movers, Hand (537062)
0	0.0	30	28.6	0	0.0	4	3.8	15	14.3	Machine Feeders & Offbearers (537063)
15	4.5	65	19.4	90	26.9	0	0.0	10	3.0	Packers & Packagers, Hand (537064)
0	0.0	0	0.0	0	0.0	0	0.0	0	0.0	Pumping Station Operators (537070)
0	0.0	0	0.0	0	0.0	0	0.0	0	0.0	Refuse & Recyclable Material Collectors (537081)
0	0.0	10	33.3	0	0.0	0	0.0	0	0.0	Misc. Material Moving Wrkrs (537XXX)
<b>40</b>	<b>6.4</b>	<b>55</b>	<b>8.8</b>	<b>65</b>	<b>10.4</b>	<b>0</b>	<b>0.0</b>	<b>25</b>	<b>4.0</b>	<b>Unemployed, No Civilian Work Experience Since 1995</b>



# APPENDIX A

## OCCUPATIONAL SYSTEM

### Occupational Data & Occupational Groups - Census 2000 Special EEO Tabulation

The Census 2000 Special EEO Tabulation occupational groupings began with 509 unique categories from the Standard Occupational Classification - O\*NET-SOC system. These data were adjusted as follows: (a) 35 categories with fewer than 10,000 employed nationwide were aggregated into larger categories, so that all occupational categories shown on the EEO File will be greater than 10,000; (b) four military specific occupations were excluded; and (c) one category was added for the unemployed with no work experience since 1995. When the unemployed with no work experience since 1995 (Census Code 992) are added to the 471 occupational categories, there are 472 occupational categories.

A list of codes and titles are presented below for the 14 EEO Occupational Groups for the 2000 Special EEO Tabulation.

### EEO Occupational Groups and Titles for the Census 2000 Special EEO Tabulation

<b>EEO Occupational Codes</b>	<b>EEO Occupational Group Titles for the Special EEO Tabulation</b>
1	Management, Business and Financial Workers
2	Science, Engineering and Computer Professionals
3	Healthcare Practitioner Professionals
4	Other Professional Workers
5	Technicians
6	Sales Workers
7	Administrative Support Workers
8	Construction and Extractive Craft Workers
9	Installation, Maintenance and Repair Craft Workers
10	Production Operative Workers
11	Transportation and Material Moving Operative Workers
12	Laborers and Helpers
13	Protective Service Workers
14	Service Workers, except Protective

## APPENDIX B

### *RACE / NATIONAL ORIGIN*

The racial categories in this publication will be:

*White Non-Hispanic*  
*Black Non-Hispanic*  
*Hispanic In Any Race*  
*Other Races*

*Other Races* include:

American Indian/Alaskan Native (AIAN) Non-Hispanic  
Asian Non-Hispanic  
Native Hawaiian/Other Pacific Islander (NHOPI), Non-Hispanic  
AIAN and White Non-Hispanic  
AIAN and Black Non-Hispanic  
Asian and White Non-Hispanic  
Balance 2+ Races, Non-Hispanic

The concept of race as used by the Census Bureau reflects self-identification; it does not denote any clear-cut scientific definition of biological stock. The data for race represent self-classification by people according to the race with which they most closely identify. Furthermore, it is recognized that the categories of the race item include both racial and national origin or socio-cultural groups. Origin can be viewed as the ancestry, nationality group, lineage, or country of birth of the person or the person's parents or ancestors before their arrival in the United States. Persons of Hispanic origin may be of any race. The categories are defined below.

**WHITE** - A person having origins in any of the original peoples of Europe, the Middle East, or North Africa. It includes people who indicate their race as "White" or report entries such as Irish, German, Portuguese, Italian, Lebanese, Near Easterner, Arab, or Polish.

The category is defined by the White Non-Hispanic category, i.e., from the above-presented Race and Ethnicity for Other than Hawaii specifications; this is White, Non-Hispanic.

**BLACK** - A person having origins in any of the Black racial groups of Africa. It includes people who indicate their race as "Black, African Am., or Negro," or provide written entries such as African American, Afro-American, Kenyan, Nigerian, or Haitian. Combining the Black, Non-Hispanic category with the Black and White Non-Hispanic category, i.e. creates the category, combine Black, Non-Hispanic with Black and White Non-Hispanic.

**HISPANIC** - The category is created by combining all Hispanics, as was done in previous versions of the EEO File, i.e., from the above-mentioned specifications, add White, Hispanic; Black, Hispanic; and Other Hispanic.

**OTHER** - The category is created from the remaining categories, i.e. Balance 2+ Races, from the specifications for Race and Ethnicity for:

**American Indian or Alaska Native** -

*American Indian:* This category includes people who indicated their race as “American Indian,” entered the name of an Indian tribe, or reported such entries as Canadian Indian, French American Indian, or Spanish American Indian.

*Alaska Native.* This category includes written responses of Eskimos, Aleuts, and Alaska Indians as well as entries such as Arctic Slope, Inupiat, Upik, Alutiiq, Egegik, and Bribilovian. The Alaska tribes are the Alaskan Athabascan, Tlingit, and Haida. The information for Census 2000 is based on the American Indian Tribal Classification List for the 1990 census, which was expanded to list the individual Alaska Native Villages when provided as a written response for race.

The AIAN category is created by combining the American Indian or Alaska Native, Non-Hispanic category with the American Indian or Alaska Native and White, Non-Hispanic category, i.e., from above-cited specifications, add American Indian or Alaska Native Non-Hispanic to American Indian or Alaska Native and White Non-Hispanic.

**Asian** - A person having origins in any of the original peoples of the Far East, Southeast Asia, or the Indian subcontinent including, for example, Cambodia, China, India, Japan, Korea, Malaysia, Pakistan, the Philippine Islands, Thailand, and Vietnam. It includes “Asian Indian,” “Chinese,” “Filipino,” “Korean,” “Japanese,” “Vietnamese,” and “Other Asian.”

The Asian category is created by combining the Asian, Non-Hispanic category with the Asian and White, Non-Hispanic category, i.e., from the Race and Ethnicity for Other than Hawaii specifications, add Asian, Non-Hispanic to Asian and White, Non-Hispanic.

**Native Hawaiian or Other Pacific Islander** - A person having origins in any of the original peoples of Hawaii, Guam, Samoa, or other Pacific Islands. It includes people who indicate their race as “Native Hawaiian,” “Guamanian or Chamorro,” “Samoan,” and “Other Pacific Islander.”

The NHOPI category is defined by the Native Hawaiian or Other Pacific Islander, Non-Hispanic category, i.e., from the Race and Ethnicity for Other than Hawaii specifications, this is Native Hawaiian or Other Pacific Islander Non-Hispanic. Other than Hawaii, combine American Indian or Alaska Native and Black, Non-Hispanic.

**Balance 2+ Races** - Balance of individuals reporting more than one race Non-Hispanic plus individuals reporting some other race, Non-Hispanic.



People may have chosen to provide two or more races either by checking two or more race response check boxes, by providing multiple write-in responses or by some combination of check boxes and write-in responses. The race response categories shown on the questionnaire are collapsed into the five minimum races identified by the OMB, and the Census Bureau "Some other race" category. For data product purposes, "Two or more races" or "Balance 2+ Races" refers to combinations of two or more of the following race categories:

1. White
2. Black or African American
3. American Indian and Alaska Native
4. Asian
5. Native Hawaiian and Other Pacific Islander
6. Some other race

There are 57 possible combinations involving the race categories shown above. Thus, according to this approach, a response of "White" and "Asian" was tallied as two or more races, while a response of "Japanese" and "Chinese" was not because "Japanese" and "Chinese" are both Asian responses. When this data presentation is used, the individual race categories will add to more than the total population because people may be included in more than one category. In this publication, these are displayed as **OTHER**.

## **Comparability**

The data on race in Census 2000 are not directly comparable to those collected in previous censuses. The October 1997 revised standards issued by the OMB led to changes in the question on race for Census 2000. The Census 2000 Dress Rehearsal data were the first to reflect these changes. First, respondents were allowed to select more than one category for race. Secondly, the sequence of the questions on race and Hispanic origin changed. Third, there were terminology changes to the response categories, such as spelling out "American" instead of "Amer." For the American Indian or Alaska Native category, and adding "Native" to the Hawaiian response category. The 1990 category, "Other race," was renamed "Some other race." Other differences that may affect comparability involve the individual categories on the Census 2000 questionnaire. The 1990 category, "Asian and Pacific Islander," was separated into two categories, "Asian" and "Native Hawaiian and Other Pacific Islander" for Census 2000.

Accordingly, on the Census 2000 questionnaire, there were seven Asian categories and four Native Hawaiian and Other Pacific Islander categories. The two residual categories, "Other Asian" and "Other Pacific Islander," replaced the 1990 single

category “Other API.” The 1990 categories, “American Indian,” “Eskimo,” and “Aleut,” were combined into “American Indian and Alaska Native.” American Indians and Alaska Natives can report one or more tribes.

## **Hispanic Or Latino**

The data on the Hispanic or Latino population, which was asked of all people, were derived from answers to long-form questionnaire Item 5, and short-form questionnaire Item 7. The terms “Spanish,” “Hispanic origin,” and “Latino” are used interchangeably. Some respondents identify with all three terms, while others may identify with only one of these three specific terms. Hispanics or Latinos who identify with the terms “Spanish,” “Hispanic,” or “Latino” are those who classify themselves in one of the specific Hispanic or Latino categories listed on the questionnaire – “Mexican,” “Puerto Rican,” or “Cuban” – as well as those who indicate that they are “other Spanish, Hispanic, or Latino.”

Origin can be viewed as the heritage, nationality group, lineage, or country of birth of the person or the person’s parents or ancestors before their arrival in the United States. People who identify their origin as Spanish, Hispanic, or Latino may be of any race.

Some tabulations are shown by the origin of the householder. In all cases where the origin of households, families, or occupied housing units is classified as Spanish, Hispanic, or Latino, the origin of the householder is used.

If an individual could not provide a Hispanic origin response, their origin was assigned using specific rules of precedence of household relationship. For example, if origin was missing for a natural-born daughter in the household, then either the origin of the householder, another natural-born child, or the spouse of the householder was assigned. If Hispanic origin was not reported for anyone in the household, the origin of a householder in a previously processed household with the same race was assigned. As opposed to the procedure used in 1990, in Census 2000 race and Spanish surnames were used to assist in assigning an origin.

## **Comparability - Hispanic Origin**

There are two important changes to the Hispanic origin question for Census 2000. First, the sequence of the race and Hispanic origin questions for Census 2000 differs from that in 1990; in 1990, the race question preceded the Hispanic origin question. Testing before Census 2000 indicated that response to the Hispanic origin question could be improved by placing it before the race question without affecting the response to the race question. Second, there is an instruction preceding the Hispanic origin question indicating that respondents should answer both the Hispanic origin and the race questions. This instruction was added to give emphasis to the distinct concepts of the Hispanic origin and race questions and to emphasize the need for both pieces of information.

In 1990, the Hispanic origin question and the race question had separate edits; therefore, although information may have been present on the questionnaire, it was not fully utilized due to the discrete nature of the edits. However, for Census 2000, there was a joint race and Hispanic origin edit which for example, made use of race responses in the Hispanic origin question to impute a race if none was given.

## **APPENDIX C**

### ***AGE and GENDER***

#### **AGE**

The data on age, which was asked of all people, were derived from answers to the long-form questionnaire Item 4 and short-form questionnaire Item 6. The age classification is based on the age of the person in complete years as of April 1, 2000. The age of the person usually was derived from their date of birth information. Their reported age was used only when date of birth information was unavailable.

Data on age are used to determine the applicability of some of the sample questions for a person and to classify other characteristics in census tabulations. Age data are needed to interpret most social and economic characteristics used to plan and examine many programs and policies. Therefore, age is tabulated by single years of age and by many different groupings, such as 5-year age groups.

#### **GENDER**

The data on gender, which was asked of all people, were derived from answers to long-form questionnaire Item 3 and short-form questionnaire Item 5. Individuals were asked to mark either "male" or "female" to indicate their gender. For most cases in which gender was not reported, it was determined from the person's given (i.e., first) name and household relationship. Otherwise, gender was imputed according to the relationship to the householder and the age of the person.

# **APPENDIX D**

## ***AREA CLASSIFICATIONS***

### **COUNTY**

The primary legal divisions of most states are termed “counties.” Each county and statistically equivalent entity is assigned a three-digit Federal Information Processing Standards code that is unique within each state. These codes are assigned in alphabetical order of county or county equivalent within each state, except for the independent cities, which are assigned codes higher than and following the listing of counties.

### **METROPOLITAN AREA**

The general concept of a metropolitan area (MA) is one of a large population nucleus, together with adjacent communities that have a high degree of economic and social integration with that nucleus. Some MA's are defined around two or more nuclei. The MA's and the central cities within an MA are designated and defined by the Federal Office of Management and Budget, following a set of official standards that are published in a Federal Register Notice. The interagency Federal Executive Committee developed these standards on Metropolitan Areas, with the aim of producing definitions that are as consistent as possible for all MA's nationwide.

Each MA must contain either a place with a minimum population of 50,000 or a U.S. Census Bureau-defined urbanized area and a total MA population of at least 100,000 (75,000 in New England). In New England, MA's consist of groupings of cities and county subdivisions (mostly towns) rather than whole counties.

To meet the needs of various users, the standards provide for a flexible structure of metropolitan definitions that classify each MA either as a Metropolitan Statistical Area (MSA) or as a Consolidated Metropolitan Statistical Area (CMSA) divided into Primary Metropolitan Statistical Areas (PMSA).

## **CONSOLIDATED AND PRIMARY METROPOLITAN STATISTICAL AREAS (CMSA & PMSA)**

If an area that qualifies as a Metropolitan Area (MA) has 1 million people or more, two or more PMSA's may be defined within it. Each PMSA consists of a large urbanized county or cluster of counties (cities and towns) that demonstrate very strong internal economic and social links, in addition to close ties to other portions of the larger area. When PMSA's are established, the larger MA of which they are component parts is designated a CMSA.

## **METROPOLITAN STATISTICAL AREA (MSA)**

Metropolitan Statistical Areas (MSA's) are Metropolitan Areas (MA's) that are not closely associated with other MA's. Non-metropolitan counties (county subdivisions in New England) typically surround MSA's.

# APPENDIX E

## *ROUNDING and CONFIDENTIALITY*

### **ROUNDING**

Effects of Required Rounding:

The Census Bureau's internal Disclosure Review Board (DRB) is responsible for reviewing specifications for all census data products, and determining that no product format is approved that contains any degree of disclosure risk. To meet the DRB's disclosure avoidance standards, the Special EEO Tabulation was created using approved rounding rules that are described in the Confidentiality section of this appendix. Basically, all counts in these files are rounded.

Specifically, in the EEO residence and worksite files, each occupational group contains combinations of characteristics that are individually rounded (for example, the gender - race group variables in file # 1, such as White non-Hispanic males) and also a total civilian labor force variable that was constructed based on the unrounded total and was then rounded (named "total" on the files). This approach provides users with occupational group totals that are closer to the actual unrounded estimates. However, the total civilian labor force value may not equal the sum of the individually rounded characteristic variables for each occupational group. (This rounding procedure occurs for each observation in the file; for example, each geographic unit's occupational group.) In addition, the totals for a particular summary level of geography (state) will likely not equal the sum of the geographies within that summary level (counties).

In the EEO worksite/residence (also known as workflow) files, the rounding of the total number of people employed at work occurs for each observation in the file, which is a combination of occupational groups by race and by gender for every place of work by place of residence occurrence. Some totals may not agree between files for the same geographic areas and/or occupational groups, because of rounding of estimates.

Data from the Special EEO Tabulation will not agree with estimates from other Census 2000-based products (such as Summary Files 3 and 4) because of universe difference and rounding. Use published SF-3 and SF-4 data products to obtain estimates of the total civilian labor force, total number of employed, or high-level



occupational groups for the civilian employed population. The Special EEO Tabulation gives users access to more detailed occupational group data.

## **CONFIDENTIALITY**

In preparing to publish data from Census 2000, the Census Bureau became extremely concerned that with the emergence of advanced computer technology that decodes information for areas by combining extremely detailed characteristics such as occupations with small geographic units, the possibility of revealing information on individual respondents would be greatly enhanced.

In 1997 the Office of Management and Budget (OMB) rescinded Statistical Policy Directive Number 15 (1977), covering the publication and use of data covering race and ethnicity. Based on OMB's Revised Standards (1997), the Special EEO Tabulation presents data for 12 race/ethnicity groups instead of six, including several dual-race combinations, such as Black/White and Black/Asian, among others

These expanded race/ethnicity distinctions, combined with the increased ability to electronically match different data files, prompted the Census Bureau's Disclosure Review Board (DRB) to issue two rules in 2000 affecting the Census 2000 Special EEO Tabulation.

1. Any occupational category containing fewer than 10,000 people employed nationwide cannot be shown separately, and must be combined with related occupational categories to create aggregates containing 10,000 or more people.
2. Detailed occupational categories, when cross-tabulated by the 14 race/ethnicity categories, cannot be shown for any geographic area containing fewer than 50,000 people. Geographic areas containing fewer than 50,000 people must be combined in such a way that the resulting aggregation:
  - a. Contains 50,000 or more people, **and**
  - b. The subtraction of any geographic subset from a larger, combined area does not reveal information for any area containing fewer than 50,000 people.