



Connecticut Labor Force Data for Affirmative Action Plans 4th Qtr - 2008


“All of us do not have equal talent, but all of us should have an equal opportunity to develop our talents.”
John F. Kennedy

Opportunity • Guidance • Support



CONNECTICUT
DEPARTMENT
OF LABOR

A Partner in CTWORKS



Connecticut Data for Affirmative Action Plans

Connecticut Data for Affirmative Action Plans provides labor force information for Connecticut and its nine labor market areas (LMAs). The data presented are designed to meet the requirements of the Office of Federal Contract Compliance Programs (OFCCP) and/or the Connecticut Commission on Human Rights and Opportunities (CHRO) for companies, State agencies, and municipalities that submit an Affirmative Action Plan.

If you are completing an Affirmative Action Plan for a private company and you require regulations/guidelines to assist you in setting up your plan, please contact the OFCCP at (860) 240-4277.

If you are completing an Affirmative Action Plan for a State agency, municipality, or any political subdivision, and you require regulation guidelines for setting up your plan, please contact the CHRO, Office of Diversity Programs at (860) 541-3400 or visit their contract compliance website at: http://www.ct.gov/chro/taxonomy/ct_taxonomy.asp?DLN=45583&chroNav=1455851

To order Equal Employment Opportunity posters at no charge, please contact either the OFCCP or the CHRO at the numbers listed above.

If you need a listing of minority/female owned businesses, visit the Department of Administrative Services, Supplier Diversity Program's website at: <http://www.biznet.ct.gov/DASOpenAccess/SupplierDiversity/SDSearch.aspx>

Acknowledgement: John B. Toomey, Jr., Dana W. Placzek, and Cynthia L. DeLisa prepared this report for publication.

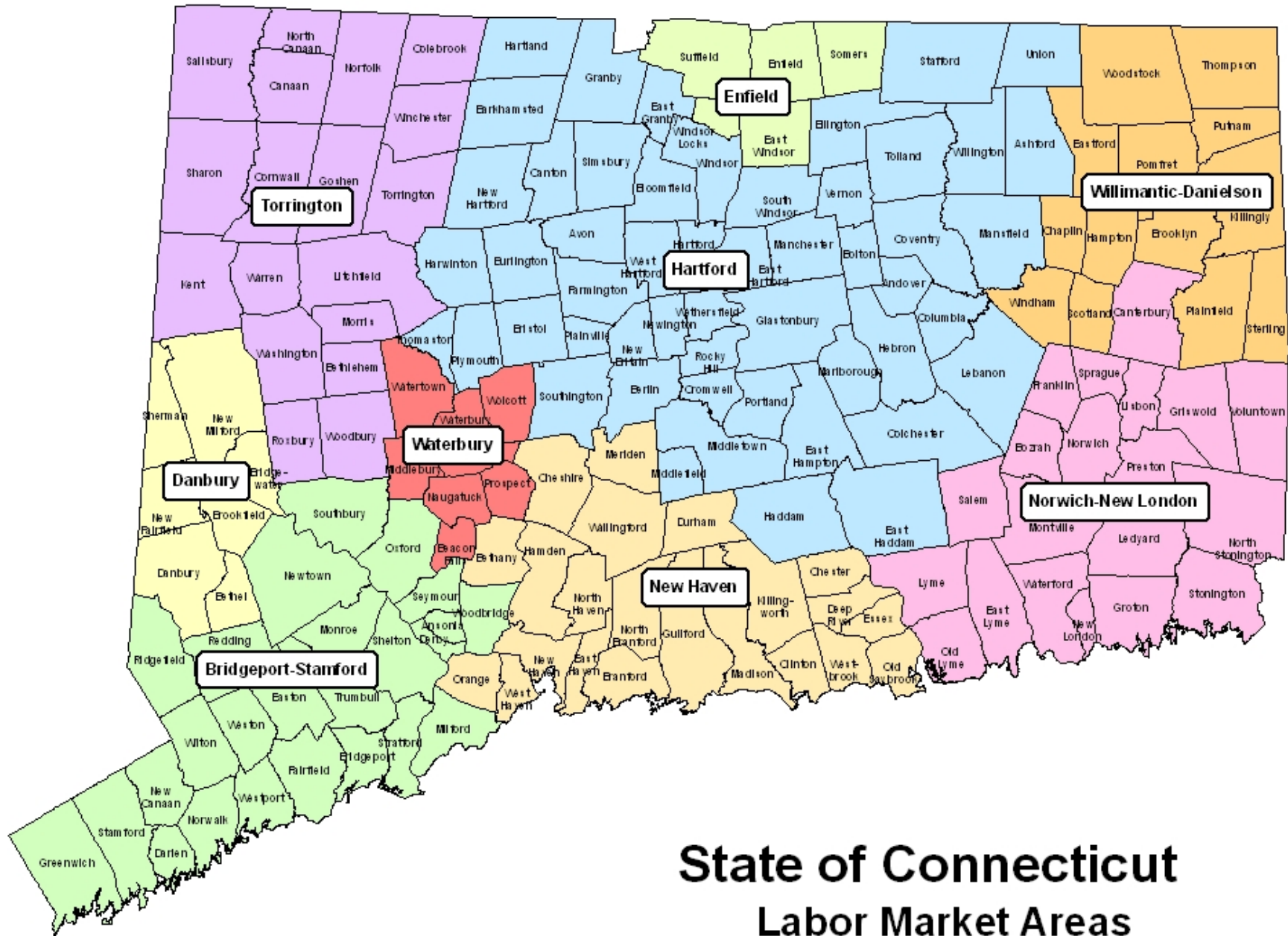
This publication is available online at: <http://www.ctdol.state.ct.us/lmi>



Connecticut Data for Affirmative Action Plans

TABLE OF CONTENTS

| | |
|--|--------------|
| Connecticut Map | 1 |
| Shows boundaries and town composition of Connecticut's labor market areas | |
| Estimated Total, Minority and Female Unemployment | 2 |
| Includes estimates of total State unemployment and of unemployed job seekers registered with the <i>CTWorks</i> Career Centers | |
| Connecticut Job Seekers by Occupational Group | 3 |
| A graph showing the proportion of job seekers by major occupational group | |
| Characteristics of Job Seekers (Statewide and LMAs) | 4-43 |
| Provides information on the broad occupational skills of job seekers, including female and minority job seekers, registered with the local <i>CTWorks</i> Career Centers | |
| CONNECTICUT - STATEWIDE | 4-7 |
| Bridgeport-Stamford Labor Market Area | 8-11 |
| Danbury Labor Market Area | 12-15 |
| Enfield Labor Market Area | 16-19 |
| Hartford Labor Market Area | 20-23 |
| New Haven Labor Market Area | 24-27 |
| Norwich-New London Labor Market Area | 28-31 |
| Torrington Labor Market Area | 32-35 |
| Waterbury Labor Market Area | 36-39 |
| Willimantic-Danielson Labor Market Area | 40-43 |



State of Connecticut Labor Market Areas (Census 2000-based)

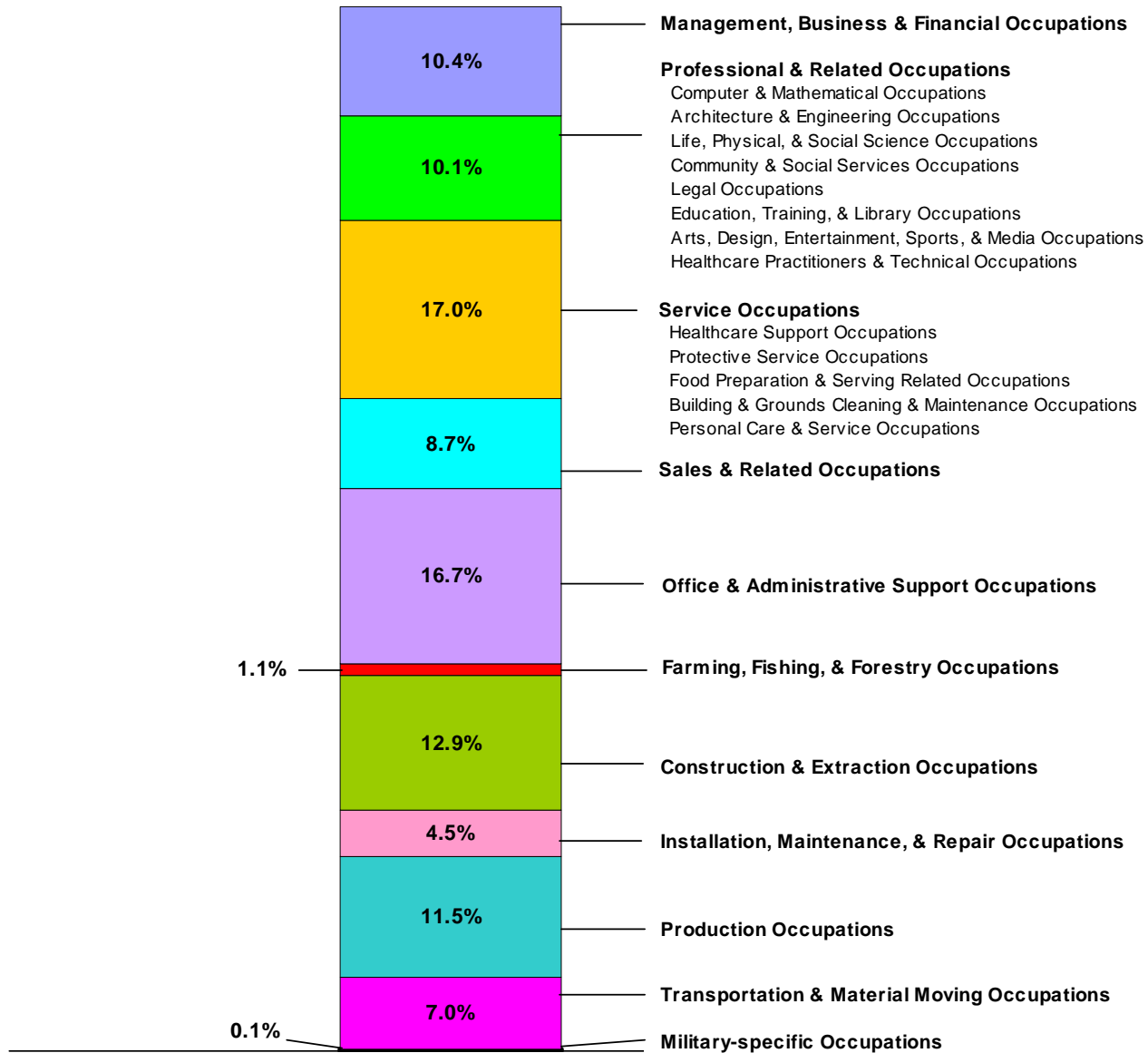
ESTIMATED TOTAL, MINORITY AND FEMALE UNEMPLOYMENT
of Job Seekers Registered at CTWorks Career Centers by Labor Market Area
December 2008

| LABOR MARKET AREA | TOTAL | | | MINORITY UNEMPLOYED | | | | FEMALE UNEMPLOYED | | | | |
|-----------------------|------------------|----------------|-------------------|---------------------|-----------------------|---------------|---------------|-------------------|-----------------------|---------------|---------------|--------------|
| | Labor Force | Unemployed | Unemployment Rate | Total | % of Total Unemployed | Black | Hispanic | Total | % of Total Unemployed | Minority | Black | Hispanic |
| BRIDGEPORT-STAMFORD | 480,600 | 29,000 | 6.0 | 17,270 | 59.6 | 7,870 | 6,790 | 12,250 | 42.3 | 7,620 | 3,940 | 2,540 |
| DANBURY | 93,200 | 4,800 | 5.1 | 1,340 | 27.8 | 300 | 580 | 1,940 | 40.5 | 540 | 150 | 220 |
| ENFIELD | 49,700 | 3,400 | 6.8 | 1,000 | 29.4 | 210 | 450 | 1,250 | 36.9 | 340 | 90 | 130 |
| HARTFORD | 591,600 | 39,600 | 6.7 | 22,070 | 55.7 | 8,930 | 8,810 | 16,260 | 41.0 | 9,910 | 4,410 | 3,820 |
| NEW HAVEN | 312,700 | 20,700 | 6.6 | 10,370 | 50.1 | 4,440 | 4,060 | 8,360 | 40.4 | 4,580 | 2,240 | 1,570 |
| NORWICH-NEW LONDON | 138,200 | 9,300 | 6.7 | 3,210 | 34.5 | 1,300 | 1,070 | 3,990 | 42.9 | 1,500 | 640 | 500 |
| TORRINGTON | 54,700 | 3,500 | 6.3 | 690 | 19.7 | 140 | 240 | 1,210 | 34.5 | 280 | 60 | 120 |
| WATERBURY | 103,400 | 8,900 | 8.6 | 4,390 | 49.3 | 1,660 | 2,020 | 3,640 | 40.9 | 1,990 | 790 | 940 |
| WILLIMANTIC-DANIELSON | 59,000 | 4,900 | 8.2 | 1,130 | 23.2 | 180 | 550 | 1,990 | 40.6 | 500 | 80 | 280 |
| STATE TOTAL | 1,882,800 | 123,900 | 6.6 | 58,110 | 46.9 | 22,920 | 23,480 | 50,550 | 40.8 | 25,690 | 11,300 | 9,770 |

NOTE: State totals may not agree with the sum of these areas because they are estimated independently

SOURCE: Connecticut Department of Labor - Office of Research

Connecticut Job Seekers by Occupational Group - 4th Quarter 2008



| Occupation | SOC Code | Total Applicants | Total Male | Total Female | White Male | White Female | Black Male | Black Female | Hispanic Male | Hispanic Female | Other Male | Other Female |
|---|-----------|------------------|---------------|---------------|---------------|---------------|--------------|--------------|---------------|-----------------|--------------|--------------|
| Total - All Occupations | 00 | 61,626 | 36,482 | 25,144 | 20,356 | 12,366 | 5,781 | 5,620 | 6,818 | 4,859 | 3,527 | 2,299 |
| Management Occupations | 11 | 3,532 | 2,223 | 1,309 | 1,784 | 967 | 138 | 131 | 155 | 116 | 146 | 95 |
| Top Executives | 11.10 | 1,139 | 759 | 380 | 611 | 287 | 46 | 35 | 49 | 34 | 53 | 24 |
| Advertising, Marketing, Promotions, Public Rel. Occupations | 11.20 | 721 | 464 | 257 | 398 | 198 | 18 | 20 | 22 | 24 | 26 | 15 |
| Operations Specialties Managers | 11.30 | 663 | 331 | 332 | 261 | 246 | 30 | 33 | 14 | 28 | 26 | 25 |
| Other Management Occupations | 11.90 | 1,009 | 669 | 340 | 514 | 236 | 44 | 43 | 70 | 30 | 41 | 31 |
| Business & Financial Operations Occupations | 13 | 2,514 | 1,223 | 1,291 | 820 | 775 | 191 | 269 | 100 | 124 | 112 | 123 |
| Business Operations Specialists | 13.10 | 507 | 235 | 272 | 175 | 178 | 26 | 51 | 13 | 22 | 21 | 21 |
| Financial Specialists | 13.20 | 1,684 | 864 | 820 | 557 | 474 | 152 | 181 | 77 | 85 | 78 | 80 |
| Other Business & Financial Operations Occupations | 13.90 | 323 | 124 | 199 | 88 | 123 | 13 | 37 | 10 | 17 | 13 | 22 |
| Computer & Mathematical Occupations | 15 | 1,100 | 819 | 281 | 548 | 164 | 109 | 35 | 66 | 34 | 96 | 48 |
| Computer Specialists | 15.10 | 976 | 737 | 239 | 492 | 134 | 101 | 33 | 62 | 27 | 82 | 45 |
| Mathematical Scientists | 15.20 | 13 | 5 | 8 | 2 | 4 | 2 | 0 | 1 | 3 | 0 | 1 |
| Other Computer & Mathematical Occupations | 15.90 | 111 | 77 | 34 | 54 | 26 | 6 | 2 | 3 | 4 | 14 | 2 |
| Architecture & Engineering Occupations | 17 | 856 | 728 | 128 | 556 | 87 | 48 | 12 | 50 | 11 | 74 | 18 |
| Architects, Surveyors, & Cartographers | 17.10 | 80 | 58 | 22 | 47 | 22 | 1 | 0 | 4 | 0 | 6 | 0 |
| Engineers | 17.20 | 492 | 438 | 54 | 346 | 30 | 28 | 5 | 21 | 7 | 43 | 12 |
| Drafters, Engineering, & Mapping Technicians | 17.30 | 237 | 194 | 43 | 137 | 30 | 17 | 6 | 23 | 3 | 17 | 4 |
| Other Architecture & Engineering Occupations | 17.90 | 47 | 38 | 9 | 26 | 5 | 2 | 1 | 2 | 1 | 8 | 2 |
| Life, Physical, & Social Science Occupations | 19 | 339 | 163 | 176 | 123 | 115 | 11 | 19 | 9 | 17 | 20 | 25 |
| Life Scientists | 19.10 | 32 | 12 | 20 | 8 | 8 | 1 | 3 | 2 | 3 | 1 | 6 |
| Physical Scientists | 19.20 | 38 | 26 | 12 | 21 | 5 | 0 | 1 | 0 | 1 | 5 | 5 |
| Social Scientists & Related Workers | 19.30 | 186 | 78 | 108 | 64 | 82 | 3 | 10 | 3 | 7 | 8 | 9 |
| Life, Physical, & Social Science Technicians | 19.40 | 48 | 32 | 16 | 20 | 9 | 5 | 0 | 4 | 5 | 3 | 2 |
| Other Life, Physical, & Social Science Occupations | 19.90 | 35 | 15 | 20 | 10 | 11 | 2 | 5 | 0 | 1 | 3 | 3 |
| Community & Social Services Occupations | 21 | 976 | 398 | 578 | 150 | 218 | 134 | 211 | 76 | 101 | 38 | 48 |
| Counselors, Social Workers, Other Cmty. & Soc. Svcs. Wkrs. | 21.10 | 687 | 248 | 439 | 83 | 159 | 105 | 178 | 39 | 65 | 21 | 37 |
| Other Community & Social Services Occupations | 21.90 | 274 | 145 | 129 | 66 | 56 | 28 | 32 | 35 | 32 | 16 | 9 |
| Legal Occupations | 23 | 287 | 77 | 210 | 45 | 133 | 9 | 29 | 9 | 26 | 14 | 22 |
| Lawyers, Judges, & Related Workers | 23.10 | 72 | 41 | 31 | 29 | 21 | 1 | 4 | 2 | 1 | 9 | 5 |
| Legal Support Workers | 23.20 | 174 | 27 | 147 | 12 | 95 | 5 | 18 | 7 | 19 | 3 | 15 |
| Other Legal Occupations | 23.90 | 41 | 9 | 32 | 4 | 17 | 3 | 7 | 0 | 6 | 2 | 2 |

| Occupation | SOC Code | Total Applicants | Total Male | Total Female | White Male | White Female | Black Male | Black Female | Hispanic Male | Hispanic Female | Other Male | Other Female |
|--|-----------|------------------|--------------|--------------|--------------|--------------|------------|--------------|---------------|-----------------|------------|--------------|
| Education, Training, & Library Occupations | 25 | 755 | 224 | 531 | 116 | 239 | 55 | 144 | 29 | 99 | 24 | 49 |
| Postsecondary Teachers | 25.10 | 143 | 55 | 88 | 24 | 29 | 13 | 30 | 14 | 22 | 4 | 7 |
| Primary, Secondary & Special Ed. Teachers | 25.20 | 181 | 55 | 126 | 40 | 73 | 7 | 23 | 2 | 21 | 6 | 9 |
| Other Teachers & Instructors | 25.30 | 56 | 25 | 31 | 16 | 14 | 7 | 10 | 1 | 2 | 1 | 5 |
| Librarians, Curators, & Archivists | 25.40 | 12 | 4 | 8 | 2 | 4 | 0 | 1 | 1 | 2 | 1 | 1 |
| Other Education, Training, & Library Occupations | 25.90 | 363 | 85 | 278 | 34 | 119 | 28 | 80 | 11 | 52 | 12 | 27 |
| Arts, Design, Entertainment, Sports, & Media Occupations | 27 | 681 | 356 | 325 | 224 | 236 | 61 | 32 | 33 | 31 | 38 | 26 |
| Arts & Design Workers | 27.10 | 345 | 159 | 186 | 103 | 148 | 23 | 12 | 15 | 13 | 18 | 13 |
| Entertainers & Performers, Sports & Related Workers | 27.20 | 67 | 47 | 20 | 25 | 10 | 9 | 4 | 6 | 5 | 7 | 1 |
| Media & Communication Workers | 27.30 | 176 | 92 | 84 | 67 | 62 | 14 | 10 | 4 | 4 | 7 | 8 |
| Media & Communication Equipment Workers | 27.40 | 49 | 35 | 14 | 18 | 9 | 10 | 1 | 5 | 4 | 2 | 0 |
| Other Arts, Design, Entertainment, Sports, & Media Workers | 27.90 | 44 | 23 | 21 | 11 | 7 | 5 | 5 | 3 | 5 | 4 | 4 |
| Healthcare Practitioners & Technical Occupations | 29 | 835 | 171 | 664 | 103 | 341 | 33 | 176 | 20 | 91 | 15 | 56 |
| Health Diagnosing & Treating Practitioners | 29.10 | 260 | 47 | 213 | 35 | 144 | 3 | 29 | 3 | 21 | 6 | 19 |
| Health Technologists & Technicians | 29.20 | 424 | 83 | 341 | 47 | 159 | 17 | 106 | 14 | 45 | 5 | 31 |
| Other Healthcare Practitioners & Technical Occupations | 29.90 | 151 | 41 | 110 | 21 | 38 | 13 | 41 | 3 | 25 | 4 | 6 |
| Healthcare Support Occupations | 31 | 2,646 | 272 | 2,374 | 98 | 787 | 108 | 924 | 41 | 490 | 25 | 173 |
| Nursing, Psychiatric, & Home Health Aides | 31.10 | 1,713 | 162 | 1,551 | 55 | 441 | 69 | 659 | 23 | 323 | 15 | 128 |
| Occupational & Physical Therapist Assistants & Aides | 31.20 | 16 | 4 | 12 | 1 | 6 | 0 | 1 | 2 | 1 | 1 | 4 |
| Other Healthcare Support Occupations | 31.90 | 917 | 106 | 811 | 42 | 340 | 39 | 264 | 16 | 166 | 9 | 41 |
| Protective Service Occupations | 33 | 553 | 402 | 151 | 185 | 40 | 110 | 62 | 70 | 32 | 37 | 17 |
| Fire Fighting & Prevention Workers | 33.20 | 7 | 7 | 0 | 3 | 0 | 0 | 0 | 3 | 0 | 1 | 0 |
| Law Enforcement Workers | 33.30 | 78 | 60 | 18 | 38 | 4 | 13 | 10 | 7 | 2 | 2 | 2 |
| Other Protective Service Workers | 33.90 | 465 | 332 | 133 | 143 | 36 | 96 | 52 | 60 | 30 | 33 | 15 |
| Food Preparation & Serving Related Occupations | 35 | 2,751 | 1,433 | 1,318 | 596 | 698 | 414 | 272 | 311 | 254 | 112 | 94 |
| Supervisors of Food Preparation & Serving Workers | 35.10 | 263 | 208 | 55 | 136 | 36 | 35 | 10 | 21 | 5 | 16 | 4 |
| Cooks & Food Preparation Workers | 35.20 | 1,175 | 727 | 448 | 251 | 187 | 238 | 117 | 177 | 112 | 61 | 32 |
| Food & Beverage Serving Workers | 35.30 | 977 | 290 | 687 | 145 | 419 | 72 | 116 | 57 | 105 | 16 | 47 |
| Other Food Preparation & Serving Related Workers | 35.90 | 336 | 208 | 128 | 64 | 56 | 69 | 29 | 56 | 32 | 19 | 11 |
| Building & Grounds Cleaning & Maintenance Occupations | 37 | 3,150 | 2,558 | 592 | 1,127 | 206 | 311 | 117 | 941 | 223 | 179 | 46 |
| Supervisors of Bldg./Grounds Cleaning & Maintenance Wkrs. | 37.10 | 98 | 48 | 50 | 15 | 17 | 14 | 7 | 15 | 23 | 4 | 3 |
| Building Cleaning & Pest Control Workers | 37.20 | 949 | 518 | 431 | 180 | 130 | 142 | 100 | 167 | 168 | 29 | 33 |

| Occupation | SOC Code | Total Applicants | Total Male | Total Female | White Male | White Female | Black Male | Black Female | Hispanic Male | Hispanic Female | Other Male | Other Female |
|---|-----------|------------------|--------------|--------------|--------------|--------------|------------|--------------|---------------|-----------------|------------|--------------|
| Grounds Maintenance Workers | 37.30 | 1,912 | 1,831 | 81 | 865 | 48 | 116 | 5 | 711 | 19 | 139 | 9 |
| Other Building & Grounds Cleaning & Maint. Occupations | 37.90 | 191 | 161 | 30 | 67 | 11 | 39 | 5 | 48 | 13 | 7 | 1 |
| Personal Care & Service Occupations | 39 | 772 | 173 | 599 | 66 | 253 | 45 | 181 | 33 | 115 | 29 | 50 |
| Supervisors of Personal Care & Service Workers | 39.10 | 17 | 9 | 8 | 6 | 3 | 1 | 4 | 0 | 1 | 2 | 0 |
| Animal Care & Service Workers | 39.20 | 9 | 5 | 4 | 3 | 4 | 2 | 0 | 0 | 0 | 0 | 0 |
| Entertainment Attendants & Related Workers | 39.30 | 127 | 73 | 54 | 30 | 18 | 14 | 11 | 14 | 11 | 15 | 14 |
| Funeral Service Workers | 39.40 | 3 | 2 | 1 | 2 | 1 | 0 | 0 | 0 | 0 | 0 | 0 |
| Personal Appearance Workers | 39.50 | 108 | 19 | 89 | 5 | 59 | 5 | 13 | 6 | 12 | 3 | 5 |
| Transportation, Tourism, & Lodging Attendants | 39.60 | 12 | 3 | 9 | 1 | 2 | 0 | 3 | 1 | 2 | 1 | 2 |
| Other Personal Care & Service Workers | 39.90 | 496 | 62 | 434 | 19 | 166 | 23 | 150 | 12 | 89 | 8 | 29 |
| Sales & Related Occupations | 41 | 5,034 | 2,288 | 2,746 | 1,486 | 1,306 | 350 | 655 | 253 | 593 | 199 | 192 |
| Supervisors of Sales Workers | 41.10 | 444 | 248 | 196 | 174 | 128 | 29 | 35 | 28 | 21 | 17 | 12 |
| Retail Sales Workers | 41.20 | 3,236 | 1,284 | 1,952 | 778 | 807 | 217 | 521 | 159 | 488 | 130 | 136 |
| Sales Representatives, Services | 41.30 | 595 | 350 | 245 | 265 | 165 | 39 | 32 | 24 | 32 | 22 | 16 |
| Sales Representatives, Wholesale & Manufacturing | 41.40 | 146 | 100 | 46 | 80 | 33 | 5 | 5 | 6 | 3 | 9 | 5 |
| Other Sales & Related Workers | 41.90 | 613 | 306 | 307 | 189 | 173 | 60 | 62 | 36 | 49 | 21 | 23 |
| Office & Administrative Support Occupations | 43 | 9,676 | 2,670 | 7,006 | 1,362 | 3,900 | 562 | 1,569 | 391 | 966 | 355 | 571 |
| Supervisors of Office & Admin. Support Workers | 43.10 | 51 | 8 | 43 | 5 | 28 | 2 | 6 | 1 | 5 | 0 | 4 |
| Communications Equipment Operators | 43.20 | 41 | 6 | 35 | 3 | 8 | 1 | 16 | 0 | 10 | 2 | 1 |
| Financial Clerks | 43.30 | 827 | 114 | 713 | 71 | 471 | 23 | 122 | 11 | 77 | 9 | 43 |
| Information & Record Clerks | 43.40 | 3,655 | 1,216 | 2,439 | 647 | 1,171 | 213 | 630 | 144 | 395 | 212 | 243 |
| Material Recording, Scheduling, Dispatch., & Distr. Workers | 43.50 | 905 | 677 | 228 | 268 | 106 | 201 | 65 | 154 | 41 | 54 | 16 |
| Secretaries & Administrative Assistants | 43.60 | 1,967 | 124 | 1,843 | 79 | 1,227 | 25 | 300 | 9 | 183 | 11 | 133 |
| Other Office & Administrative Support Workers | 43.90 | 2,230 | 525 | 1,705 | 289 | 889 | 97 | 430 | 72 | 255 | 67 | 131 |
| Farming, Fishing, & Forestry Occupations | 45 | 617 | 461 | 156 | 78 | 34 | 15 | 5 | 334 | 109 | 34 | 8 |
| Agricultural Workers | 45.20 | 529 | 390 | 139 | 39 | 25 | 9 | 4 | 314 | 102 | 28 | 8 |
| Forest, Conservation, & Logging Workers | 45.40 | 15 | 13 | 2 | 9 | 0 | 0 | 1 | 1 | 1 | 3 | 0 |
| Other Farming, Fishing, & Forestry Workers | 45.90 | 61 | 48 | 13 | 24 | 8 | 5 | 0 | 17 | 5 | 2 | 0 |
| Construction & Extraction Occupations | 47 | 7,484 | 7,256 | 228 | 4,719 | 113 | 717 | 38 | 1,241 | 52 | 579 | 25 |
| Supervisors of Construction & Extraction Workers | 47.10 | 35 | 33 | 2 | 31 | 1 | 1 | 0 | 1 | 0 | 0 | 1 |
| Construction Trades Workers | 47.20 | 5,693 | 5,545 | 148 | 3,648 | 72 | 515 | 28 | 940 | 31 | 442 | 17 |
| Helpers, Construction Trades | 47.30 | 874 | 835 | 39 | 540 | 25 | 83 | 5 | 157 | 9 | 55 | 0 |

| Occupation | SOC Code | Total Applicants | Total Male | Total Female | White Male | White Female | Black Male | Black Female | Hispanic Male | Hispanic Female | Other Male | Other Female |
|--|-----------|------------------|--------------|--------------|--------------|--------------|------------|--------------|---------------|-----------------|------------|--------------|
| Other Construction & Related Workers | 47.40 | 172 | 158 | 14 | 51 | 2 | 31 | 2 | 64 | 9 | 12 | 1 |
| Extraction Workers | 47.50 | 19 | 15 | 4 | 10 | 1 | 3 | 1 | 1 | 1 | 1 | 1 |
| Other Construction & Extraction Occupations | 47.90 | 691 | 670 | 21 | 439 | 12 | 84 | 2 | 78 | 2 | 69 | 5 |
| Installation, Maintenance, & Repair Occupations | 49 | 2,590 | 2,497 | 93 | 1,472 | 42 | 361 | 15 | 501 | 26 | 163 | 10 |
| Supervisors of Installation, Maintenance, & Repair Workers | 49.10 | 25 | 24 | 1 | 22 | 0 | 1 | 1 | 1 | 0 | 0 | 0 |
| Electrical & Electronic Equipment Mechanics & Installers | 49.20 | 339 | 323 | 16 | 201 | 11 | 58 | 2 | 39 | 1 | 25 | 2 |
| Vehicle & Mobile Equipment Mechanics, Installers, Repairers | 49.30 | 737 | 723 | 14 | 456 | 8 | 75 | 3 | 149 | 2 | 43 | 1 |
| Other Installation, Maintenance & Repair Occupations | 49.90 | 1,489 | 1,427 | 62 | 793 | 23 | 227 | 9 | 312 | 23 | 95 | 7 |
| Production Occupations | 51 | 6,685 | 4,588 | 2,097 | 2,133 | 819 | 843 | 297 | 1,202 | 774 | 410 | 207 |
| Supervisors of Production Workers | 51.10 | 32 | 31 | 1 | 25 | 1 | 3 | 0 | 3 | 0 | 0 | 0 |
| Assemblers & Fabricators | 51.20 | 238 | 143 | 95 | 72 | 36 | 32 | 14 | 31 | 37 | 8 | 8 |
| Food Processing Workers | 51.30 | 86 | 40 | 46 | 19 | 17 | 12 | 9 | 8 | 18 | 1 | 2 |
| Metal Workers & Plastic Workers | 51.40 | 2,315 | 1,811 | 504 | 900 | 224 | 276 | 48 | 470 | 184 | 165 | 48 |
| Printing Workers | 51.50 | 228 | 200 | 28 | 127 | 8 | 32 | 4 | 29 | 13 | 12 | 3 |
| Textile, Apparel, & Furnishings Workers | 51.60 | 119 | 36 | 83 | 14 | 30 | 10 | 9 | 9 | 33 | 3 | 11 |
| Woodworkers | 51.70 | 21 | 17 | 4 | 15 | 2 | 0 | 0 | 1 | 2 | 1 | 0 |
| Other Production Occupations | 51.90 | 3,627 | 2,294 | 1,333 | 951 | 498 | 478 | 213 | 649 | 487 | 216 | 135 |
| Transportation & Material Moving Occupations | 53 | 4,056 | 3,402 | 654 | 1,584 | 243 | 833 | 127 | 681 | 227 | 304 | 57 |
| Supervisors of Transportation & Material Moving Workers | 53.10 | 26 | 23 | 3 | 14 | 2 | 1 | 1 | 3 | 0 | 5 | 0 |
| Air Transportation Workers | 53.20 | 25 | 21 | 4 | 14 | 3 | 2 | 1 | 3 | 0 | 2 | 0 |
| Motor Vehicle Operators | 53.30 | 2,127 | 1,881 | 246 | 984 | 130 | 436 | 52 | 333 | 47 | 128 | 17 |
| Rail Transportation Workers | 53.40 | 11 | 8 | 3 | 3 | 0 | 3 | 1 | 1 | 1 | 1 | 1 |
| Other Transportation Workers | 53.60 | 77 | 60 | 17 | 24 | 7 | 15 | 4 | 14 | 4 | 7 | 2 |
| Material Moving Workers | 53.70 | 1,617 | 1,254 | 363 | 477 | 92 | 323 | 63 | 301 | 173 | 153 | 35 |
| Other Transportation & Material Moving Occupations | 53.90 | 160 | 147 | 13 | 63 | 6 | 51 | 4 | 25 | 1 | 8 | 2 |
| Military Specific Occupations | 55 | 59 | 51 | 8 | 24 | 4 | 8 | 3 | 8 | 1 | 11 | 0 |
| Military Officer Special & Tactical Operations Leaders/Mgrs. | 55.10 | 7 | 6 | 1 | 3 | 0 | 0 | 1 | 1 | 0 | 2 | 0 |
| Military Enlisted Tactical Operations & Air/Weapon | 55.30 | 41 | 37 | 4 | 17 | 2 | 7 | 1 | 7 | 1 | 6 | 0 |
| Other Military Specific Occupations | 55.90 | 10 | 7 | 3 | 4 | 2 | 1 | 1 | 0 | 0 | 2 | 0 |
| Unknown/Unclassifiable Occupations | 99 | 3,678 | 2,049 | 1,629 | 957 | 646 | 315 | 297 | 264 | 347 | 513 | 339 |
| Unknown/Unclassifiable Occupations | 99.90 | 3,678 | 2,049 | 1,629 | 957 | 646 | 315 | 297 | 264 | 347 | 513 | 339 |

| Occupation | SOC Code | Total Applicants | Total Male | Total Female | White Male | White Female | Black Male | Black Female | Hispanic Male | Hispanic Female | Other Male | Other Female |
|---|-----------|------------------|--------------|--------------|--------------|--------------|--------------|--------------|---------------|-----------------|------------|--------------|
| Total - All Occupations | 00 | 9,752 | 5,631 | 4,121 | 2,385 | 1,559 | 1,320 | 1,326 | 1,428 | 855 | 498 | 381 |
| Management Occupations | 11 | 637 | 384 | 253 | 287 | 170 | 32 | 36 | 35 | 26 | 30 | 21 |
| Top Executives | 11.10 | 204 | 138 | 66 | 102 | 50 | 14 | 7 | 9 | 6 | 13 | 3 |
| Advertising, Marketing, Promotions, Public Rel. Occupations | 11.20 | 164 | 96 | 68 | 87 | 49 | 0 | 11 | 5 | 5 | 4 | 3 |
| Operations Specialties Managers | 11.30 | 123 | 55 | 68 | 34 | 44 | 8 | 7 | 4 | 7 | 9 | 10 |
| Other Management Occupations | 11.90 | 146 | 95 | 51 | 64 | 27 | 10 | 11 | 17 | 8 | 4 | 5 |
| Business & Financial Operations Occupations | 13 | 645 | 351 | 294 | 211 | 145 | 64 | 83 | 34 | 36 | 42 | 30 |
| Business Operations Specialists | 13.10 | 74 | 45 | 29 | 29 | 10 | 9 | 10 | 2 | 6 | 5 | 3 |
| Financial Specialists | 13.20 | 472 | 258 | 214 | 148 | 108 | 51 | 61 | 28 | 26 | 31 | 19 |
| Other Business & Financial Operations Occupations | 13.90 | 99 | 48 | 51 | 34 | 27 | 4 | 12 | 4 | 4 | 6 | 8 |
| Computer & Mathematical Occupations | 15 | 200 | 158 | 42 | 84 | 22 | 34 | 6 | 14 | 6 | 26 | 8 |
| Computer Specialists | 15.10 | 171 | 139 | 32 | 71 | 16 | 33 | 6 | 12 | 4 | 23 | 6 |
| Mathematical Scientists | 15.20 | 3 | 0 | 3 | 0 | 1 | 0 | 0 | 0 | 2 | 0 | 0 |
| Other Computer & Mathematical Occupations | 15.90 | 26 | 19 | 7 | 13 | 5 | 1 | 0 | 2 | 0 | 3 | 2 |
| Architecture & Engineering Occupations | 17 | 119 | 100 | 19 | 65 | 14 | 12 | 2 | 11 | 0 | 12 | 3 |
| Architects, Surveyors, & Cartographers | 17.10 | 22 | 18 | 4 | 15 | 4 | 0 | 0 | 1 | 0 | 2 | 0 |
| Engineers | 17.20 | 64 | 59 | 5 | 38 | 4 | 10 | 0 | 6 | 0 | 5 | 1 |
| Drafters, Engineering, & Mapping Technicians | 17.30 | 26 | 17 | 9 | 7 | 6 | 2 | 2 | 4 | 0 | 4 | 1 |
| Other Architecture & Engineering Occupations | 17.90 | 7 | 6 | 1 | 5 | 0 | 0 | 0 | 0 | 0 | 1 | 1 |
| Life, Physical, & Social Science Occupations | 19 | 83 | 40 | 43 | 31 | 29 | 1 | 4 | 3 | 4 | 5 | 6 |
| Life Scientists | 19.10 | 2 | 1 | 1 | 0 | 0 | 0 | 0 | 1 | 0 | 0 | 1 |
| Physical Scientists | 19.20 | 6 | 3 | 3 | 2 | 1 | 0 | 0 | 0 | 1 | 1 | 1 |
| Social Scientists & Related Workers | 19.30 | 62 | 29 | 33 | 26 | 25 | 0 | 2 | 1 | 2 | 2 | 4 |
| Life, Physical, & Social Science Technicians | 19.40 | 8 | 6 | 2 | 3 | 2 | 1 | 0 | 1 | 0 | 1 | 0 |
| Other Life, Physical, & Social Science Occupations | 19.90 | 5 | 1 | 4 | 0 | 1 | 0 | 2 | 0 | 1 | 1 | 0 |
| Community & Social Services Occupations | 21 | 94 | 38 | 56 | 7 | 13 | 22 | 30 | 6 | 9 | 3 | 4 |
| Counselors, Social Workers, Other Cmty. & Soc. Svcs. Wkrs. | 21.10 | 70 | 27 | 43 | 4 | 9 | 18 | 24 | 3 | 8 | 2 | 2 |
| Other Community & Social Services Occupations | 21.90 | 24 | 11 | 13 | 3 | 4 | 4 | 6 | 3 | 1 | 1 | 2 |
| Legal Occupations | 23 | 48 | 10 | 38 | 6 | 23 | 1 | 5 | 2 | 3 | 1 | 7 |
| Lawyers, Judges, & Related Workers | 23.10 | 14 | 6 | 8 | 4 | 5 | 0 | 1 | 1 | 0 | 1 | 2 |
| Legal Support Workers | 23.20 | 29 | 3 | 26 | 2 | 15 | 0 | 4 | 1 | 2 | 0 | 5 |
| Other Legal Occupations | 23.90 | 5 | 1 | 4 | 0 | 3 | 1 | 0 | 0 | 1 | 0 | 0 |
| Education, Training, & Library Occupations | 25 | 126 | 41 | 85 | 10 | 29 | 15 | 29 | 9 | 18 | 7 | 9 |
| Postsecondary Teachers | 25.10 | 26 | 12 | 14 | 3 | 6 | 3 | 1 | 5 | 5 | 1 | 2 |

| Occupation | SOC Code | Total Applicants | Total Male | Total Female | White Male | White Female | Black Male | Black Female | Hispanic Male | Hispanic Female | Other Male | Other Female |
|--|-----------|------------------|------------|--------------|------------|--------------|------------|--------------|---------------|-----------------|------------|--------------|
| Primary, Secondary & Special Ed. Teachers | 25.20 | 26 | 9 | 17 | 4 | 8 | 2 | 5 | 1 | 3 | 2 | 1 |
| Other Teachers & Instructors | 25.30 | 10 | 3 | 7 | 0 | 2 | 2 | 2 | 0 | 1 | 1 | 2 |
| Librarians, Curators, & Archivists | 25.40 | 4 | 2 | 2 | 1 | 1 | 0 | 1 | 0 | 0 | 1 | 0 |
| Other Education, Training, & Library Occupations | 25.90 | 60 | 15 | 45 | 2 | 12 | 8 | 20 | 3 | 9 | 2 | 4 |
| Arts, Design, Entertainment, Sports, & Media Occupations | 27 | 141 | 69 | 72 | 36 | 48 | 20 | 10 | 6 | 6 | 7 | 8 |
| Art & Design Workers | 27.10 | 72 | 35 | 37 | 19 | 31 | 10 | 1 | 1 | 2 | 5 | 3 |
| Entertainers & Performers, Sports & Related Workers | 27.20 | 20 | 15 | 5 | 7 | 1 | 4 | 2 | 2 | 1 | 2 | 1 |
| Media & Communication Workers | 27.30 | 35 | 12 | 23 | 9 | 15 | 2 | 4 | 1 | 1 | 0 | 3 |
| Media & Communication Equipment Workers | 27.40 | 7 | 4 | 3 | 1 | 0 | 2 | 1 | 1 | 2 | 0 | 0 |
| Other Arts, Design, Entertainment, Sports, & Media Workers | 27.90 | 7 | 3 | 4 | 0 | 1 | 2 | 2 | 1 | 0 | 0 | 1 |
| Healthcare Practitioners & Technical Occupations | 29 | 139 | 23 | 116 | 11 | 35 | 7 | 51 | 3 | 20 | 2 | 10 |
| Health Diagnosing & Treating Practitioners | 29.10 | 37 | 6 | 31 | 4 | 15 | 0 | 8 | 0 | 4 | 2 | 4 |
| Health Technologists & Technicians | 29.20 | 78 | 11 | 67 | 4 | 18 | 5 | 35 | 2 | 9 | 0 | 5 |
| Other Healthcare Practitioners & Technical Occupations | 29.90 | 24 | 6 | 18 | 3 | 2 | 2 | 8 | 1 | 7 | 0 | 1 |
| Healthcare Support Occupations | 31 | 416 | 41 | 375 | 9 | 60 | 23 | 206 | 5 | 86 | 4 | 23 |
| Nursing, Psychiatric, & Home Health Aides | 31.10 | 276 | 27 | 249 | 5 | 26 | 18 | 151 | 2 | 54 | 2 | 18 |
| Occupational & Physical Therapist Assistants & Aides | 31.20 | 2 | 1 | 1 | 0 | 0 | 0 | 0 | 1 | 0 | 0 | 1 |
| Other Healthcare Support Occupations | 31.90 | 138 | 13 | 125 | 4 | 34 | 5 | 55 | 2 | 32 | 2 | 4 |
| Protective Service Occupations | 33 | 88 | 65 | 23 | 17 | 2 | 28 | 13 | 12 | 5 | 8 | 3 |
| Fire Fighting & Prevention Workers | 33.20 | 1 | 1 | 0 | 1 | 0 | 0 | 0 | 0 | 0 | 0 | 0 |
| Law Enforcement Workers | 33.30 | 9 | 6 | 3 | 5 | 0 | 1 | 2 | 0 | 0 | 0 | 1 |
| Other Protective Service Workers | 33.90 | 78 | 58 | 20 | 11 | 2 | 27 | 11 | 12 | 5 | 8 | 2 |
| Food Preparation & Serving Related Occupations | 35 | 368 | 212 | 156 | 66 | 62 | 77 | 48 | 58 | 39 | 11 | 7 |
| Supervisors of Food Preparation & Serving Workers | 35.10 | 34 | 29 | 5 | 15 | 1 | 7 | 3 | 3 | 1 | 4 | 0 |
| Cooks & Food Preparation Workers | 35.20 | 164 | 111 | 53 | 25 | 15 | 46 | 19 | 36 | 17 | 4 | 2 |
| Food & Beverage Serving Workers | 35.30 | 132 | 46 | 86 | 23 | 42 | 12 | 21 | 9 | 18 | 2 | 5 |
| Other Food Preparation & Serving Related Workers | 35.90 | 38 | 26 | 12 | 3 | 4 | 12 | 5 | 10 | 3 | 1 | 0 |
| Building & Grounds Cleaning & Maintenance Occupations | 37 | 585 | 519 | 66 | 107 | 10 | 77 | 19 | 306 | 28 | 29 | 9 |
| Supervisors of Bldg./Grounds Cleaning & Maintenance Wkrs. | 37.10 | 17 | 11 | 6 | 1 | 1 | 6 | 1 | 2 | 3 | 2 | 1 |
| Building Cleaning & Pest Control Workers | 37.20 | 132 | 83 | 49 | 12 | 5 | 27 | 16 | 40 | 20 | 4 | 8 |
| Grounds Maintenance Workers | 37.30 | 406 | 396 | 10 | 85 | 4 | 34 | 1 | 255 | 5 | 22 | 0 |
| Other Building & Grounds Cleaning & Maint. Occupations | 37.90 | 30 | 29 | 1 | 9 | 0 | 10 | 1 | 9 | 0 | 1 | 0 |
| Personal Care & Service Occupations | 39 | 128 | 21 | 107 | 6 | 29 | 8 | 40 | 5 | 27 | 2 | 11 |
| Supervisors of Personal Care & Service Workers | 39.10 | 3 | 0 | 3 | 0 | 0 | 0 | 2 | 0 | 1 | 0 | 0 |

| Occupation | SOC Code | Total Applicants | Total Male | Total Female | White Male | White Female | Black Male | Black Female | Hispanic Male | Hispanic Female | Other Male | Other Female |
|---|-----------|------------------|------------|--------------|------------|--------------|------------|--------------|---------------|-----------------|------------|--------------|
| Animal Care & Service Workers | 39.20 | 3 | 3 | 0 | 1 | 0 | 2 | 0 | 0 | 0 | 0 | 0 |
| Entertainment Attendants & Related Workers | 39.30 | 2 | 1 | 1 | 0 | 0 | 0 | 0 | 1 | 1 | 0 | 0 |
| Funeral Service Workers | 39.40 | 1 | 1 | 0 | 1 | 0 | 0 | 0 | 0 | 0 | 0 | 0 |
| Personal Appearance Workers | 39.50 | 22 | 5 | 17 | 1 | 8 | 3 | 5 | 1 | 3 | 0 | 1 |
| Transportation, Tourism, & Lodging Attendants | 39.60 | 3 | 1 | 2 | 0 | 1 | 0 | 0 | 1 | 1 | 0 | 0 |
| Other Personal Care & Service Workers | 39.90 | 94 | 10 | 84 | 3 | 20 | 3 | 33 | 2 | 21 | 2 | 10 |
| Sales & Related Occupations | 41 | 889 | 406 | 483 | 223 | 170 | 90 | 168 | 51 | 119 | 42 | 26 |
| Supervisors of Sales Workers | 41.10 | 92 | 46 | 46 | 23 | 29 | 12 | 11 | 5 | 5 | 6 | 1 |
| Retail Sales Workers | 41.20 | 569 | 225 | 344 | 109 | 90 | 55 | 135 | 36 | 100 | 25 | 19 |
| Sales Representatives, Services | 41.30 | 98 | 63 | 35 | 45 | 20 | 9 | 8 | 4 | 6 | 5 | 1 |
| Sales Representatives, Wholesale & Manufacturing | 41.40 | 26 | 17 | 9 | 14 | 7 | 0 | 2 | 1 | 0 | 2 | 0 |
| Other Sales & Related Workers | 41.90 | 104 | 55 | 49 | 32 | 24 | 14 | 12 | 5 | 8 | 4 | 5 |
| Office & Administrative Support Occupations | 43 | 1,844 | 529 | 1,315 | 228 | 547 | 152 | 414 | 94 | 231 | 55 | 123 |
| Supervisors of Office & Admin. Support Workers | 43.10 | 9 | 2 | 7 | 0 | 2 | 1 | 2 | 1 | 2 | 0 | 1 |
| Communications Equipment Operators | 43.20 | 9 | 1 | 8 | 0 | 1 | 1 | 4 | 0 | 3 | 0 | 0 |
| Financial Clerks | 43.30 | 129 | 22 | 107 | 13 | 47 | 4 | 30 | 4 | 17 | 1 | 13 |
| Information & Record Clerks | 43.40 | 749 | 255 | 494 | 123 | 174 | 62 | 168 | 37 | 102 | 33 | 50 |
| Material Recording, Scheduling, Dispatch., & Distr. Workers | 43.50 | 148 | 120 | 28 | 22 | 1 | 58 | 21 | 35 | 5 | 5 | 1 |
| Secretaries & Administrative Assistants | 43.60 | 437 | 31 | 406 | 21 | 223 | 7 | 96 | 2 | 52 | 1 | 35 |
| Other Office & Administrative Support Workers | 43.90 | 363 | 98 | 265 | 49 | 99 | 19 | 93 | 15 | 50 | 15 | 23 |
| Farming, Fishing, & Forestry Occupations | 45 | 34 | 26 | 8 | 9 | 6 | 2 | 1 | 12 | 1 | 3 | 0 |
| Agricultural Workers | 45.20 | 20 | 14 | 6 | 3 | 4 | 1 | 1 | 9 | 1 | 1 | 0 |
| Forest, Conservation, & Logging Workers | 45.40 | 1 | 1 | 0 | 0 | 0 | 0 | 0 | 0 | 0 | 1 | 0 |
| Other Farming, Fishing, & Forestry Workers | 45.90 | 13 | 11 | 2 | 6 | 2 | 1 | 0 | 3 | 0 | 1 | 0 |
| Construction & Extraction Occupations | 47 | 924 | 902 | 22 | 415 | 12 | 161 | 6 | 277 | 2 | 49 | 2 |
| Supervisors of Construction & Extraction Workers | 47.10 | 5 | 4 | 1 | 3 | 0 | 0 | 0 | 1 | 0 | 0 | 1 |
| Construction Trades Workers | 47.20 | 700 | 683 | 17 | 318 | 10 | 109 | 4 | 213 | 2 | 43 | 1 |
| Helpers, Construction Trades | 47.30 | 86 | 84 | 2 | 34 | 1 | 11 | 1 | 37 | 0 | 2 | 0 |
| Other Construction & Related Workers | 47.40 | 20 | 20 | 0 | 6 | 0 | 6 | 0 | 8 | 0 | 0 | 0 |
| Extraction Workers | 47.50 | 2 | 2 | 0 | 0 | 0 | 2 | 0 | 0 | 0 | 0 | 0 |
| Other Construction & Extraction Occupations | 47.90 | 111 | 109 | 2 | 54 | 1 | 33 | 1 | 18 | 0 | 4 | 0 |
| Installation, Maintenance, & Repair Occupations | 49 | 439 | 425 | 14 | 155 | 5 | 96 | 2 | 149 | 7 | 25 | 0 |
| Supervisors of Installation, Maintenance, & Repair Workers | 49.10 | 3 | 3 | 0 | 3 | 0 | 0 | 0 | 0 | 0 | 0 | 0 |
| Electrical & Electronic Equipment Mechanics & Installers | 49.20 | 48 | 47 | 1 | 18 | 1 | 16 | 0 | 11 | 0 | 2 | 0 |

| Occupation | SOC Code | Total Applicants | Total Male | Total Female | White Male | White Female | Black Male | Black Female | Hispanic Male | Hispanic Female | Other Male | Other Female |
|--|-----------|------------------|------------|--------------|------------|--------------|------------|--------------|---------------|-----------------|------------|--------------|
| Vehicle & Mobile Equipment Mechanics, Installers, Repairers | 49.30 | 125 | 120 | 5 | 44 | 2 | 24 | 1 | 45 | 2 | 7 | 0 |
| Other Installation, Maintenance & Repair Occupations | 49.90 | 263 | 255 | 8 | 90 | 2 | 56 | 1 | 93 | 5 | 16 | 0 |
| Production Occupations | 51 | 692 | 474 | 218 | 133 | 38 | 144 | 61 | 162 | 100 | 35 | 19 |
| Supervisors of Production Workers | 51.10 | 1 | 1 | 0 | 1 | 0 | 0 | 0 | 0 | 0 | 0 | 0 |
| Assemblers & Fabricators | 51.20 | 28 | 18 | 10 | 5 | 2 | 7 | 4 | 4 | 4 | 2 | 0 |
| Food Processing Workers | 51.30 | 9 | 7 | 2 | 1 | 1 | 4 | 0 | 2 | 1 | 0 | 0 |
| Metal Workers & Plastic Workers | 51.40 | 234 | 172 | 62 | 51 | 15 | 43 | 9 | 60 | 32 | 18 | 6 |
| Printing Workers | 51.50 | 21 | 18 | 3 | 3 | 0 | 7 | 0 | 7 | 3 | 1 | 0 |
| Textile, Apparel, & Furnishings Workers | 51.60 | 8 | 5 | 3 | 0 | 1 | 4 | 0 | 1 | 2 | 0 | 0 |
| Woodworkers | 51.70 | 2 | 2 | 0 | 2 | 0 | 0 | 0 | 0 | 0 | 0 | 0 |
| Other Production Occupations | 51.90 | 389 | 251 | 138 | 70 | 19 | 79 | 48 | 88 | 58 | 14 | 13 |
| Transportation & Material Moving Occupations | 53 | 590 | 497 | 93 | 134 | 12 | 193 | 28 | 137 | 46 | 33 | 7 |
| Supervisors of Transportation & Material Moving Workers | 53.10 | 3 | 3 | 0 | 2 | 0 | 0 | 0 | 0 | 0 | 1 | 0 |
| Air Transportation Workers | 53.20 | 4 | 2 | 2 | 0 | 1 | 1 | 1 | 0 | 0 | 1 | 0 |
| Motor Vehicle Operators | 53.30 | 321 | 292 | 29 | 86 | 7 | 107 | 11 | 84 | 7 | 15 | 4 |
| Rail Transportation Workers | 53.40 | 3 | 2 | 1 | 0 | 0 | 1 | 1 | 1 | 0 | 0 | 0 |
| Other Transportation Workers | 53.60 | 11 | 9 | 2 | 3 | 1 | 2 | 1 | 4 | 0 | 0 | 0 |
| Material Moving Workers | 53.70 | 226 | 169 | 57 | 40 | 2 | 70 | 13 | 44 | 39 | 15 | 3 |
| Other Transportation & Material Moving Occupations | 53.90 | 22 | 20 | 2 | 3 | 1 | 12 | 1 | 4 | 0 | 1 | 0 |
| Military Specific Occupations | 55 | 9 | 9 | 0 | 3 | 0 | 2 | 0 | 1 | 0 | 3 | 0 |
| Military Officer Special & Tactical Operations Leaders/Mgrs. | 55.10 | 1 | 1 | 0 | 0 | 0 | 0 | 0 | 0 | 0 | 1 | 0 |
| Military Enlisted Tactical Operations & Air/Weapon | 55.30 | 7 | 7 | 0 | 2 | 0 | 2 | 0 | 1 | 0 | 2 | 0 |
| Other Military Specific Occupations | 55.90 | 1 | 1 | 0 | 1 | 0 | 0 | 0 | 0 | 0 | 0 | 0 |
| Unknown/Unclassifiable Occupations | 99 | 514 | 291 | 223 | 132 | 78 | 59 | 64 | 36 | 36 | 64 | 45 |
| Unknown/Unclassifiable Occupations | 99.90 | 514 | 291 | 223 | 132 | 78 | 59 | 64 | 36 | 36 | 64 | 45 |

| Occupation | SOC Code | Total Applicants | Total Male | Total Female | White Male | White Female | Black Male | Black Female | Hispanic Male | Hispanic Female | Other Male | Other Female |
|---|-----------|------------------|--------------|--------------|--------------|--------------|------------|--------------|---------------|-----------------|------------|--------------|
| Total - All Occupations | 00 | 2,673 | 1,591 | 1,082 | 1,150 | 779 | 85 | 83 | 202 | 121 | 154 | 99 |
| Management Occupations | 11 | 257 | 161 | 96 | 145 | 82 | 2 | 4 | 6 | 4 | 8 | 6 |
| Top Executives | 11.10 | 64 | 41 | 23 | 38 | 22 | 1 | 0 | 1 | 1 | 1 | 0 |
| Advertising, Marketing, Promotions, Public Rel. Occupations | 11.20 | 72 | 49 | 23 | 45 | 20 | 0 | 1 | 1 | 1 | 3 | 1 |
| Operations Specialties Managers | 11.30 | 62 | 27 | 35 | 24 | 28 | 0 | 2 | 1 | 2 | 2 | 3 |
| Other Management Occupations | 11.90 | 59 | 44 | 15 | 38 | 12 | 1 | 1 | 3 | 0 | 2 | 2 |
| Business & Financial Operations Occupations | 13 | 166 | 82 | 84 | 67 | 65 | 5 | 7 | 1 | 6 | 9 | 6 |
| Business Operations Specialists | 13.10 | 29 | 12 | 17 | 9 | 14 | 0 | 1 | 0 | 1 | 3 | 1 |
| Financial Specialists | 13.20 | 117 | 61 | 56 | 52 | 41 | 4 | 6 | 0 | 5 | 5 | 4 |
| Other Business & Financial Operations Occupations | 13.90 | 20 | 9 | 11 | 6 | 10 | 1 | 0 | 1 | 0 | 1 | 1 |
| Computer & Mathematical Occupations | 15 | 99 | 82 | 17 | 61 | 8 | 6 | 2 | 7 | 1 | 8 | 6 |
| Computer Specialists | 15.10 | 96 | 79 | 17 | 58 | 8 | 6 | 2 | 7 | 1 | 8 | 6 |
| Mathematical Scientists | 15.20 | 1 | 1 | 0 | 1 | 0 | 0 | 0 | 0 | 0 | 0 | 0 |
| Other Computer & Mathematical Occupations | 15.90 | 2 | 2 | 0 | 2 | 0 | 0 | 0 | 0 | 0 | 0 | 0 |
| Architecture & Engineering Occupations | 17 | 55 | 47 | 8 | 40 | 5 | 0 | 1 | 2 | 0 | 5 | 2 |
| Architects, Surveyors, & Cartographers | 17.10 | 13 | 10 | 3 | 8 | 3 | 0 | 0 | 1 | 0 | 1 | 0 |
| Engineers | 17.20 | 28 | 25 | 3 | 22 | 1 | 0 | 1 | 1 | 0 | 2 | 1 |
| Drafters, Engineering, & Mapping Technicians | 17.30 | 11 | 10 | 1 | 8 | 0 | 0 | 0 | 0 | 0 | 2 | 1 |
| Other Architecture & Engineering Occupations | 17.90 | 3 | 2 | 1 | 2 | 1 | 0 | 0 | 0 | 0 | 0 | 0 |
| Life, Physical, & Social Science Occupations | 19 | 35 | 19 | 16 | 16 | 14 | 0 | 1 | 0 | 0 | 3 | 1 |
| Life Scientists | 19.10 | 3 | 3 | 0 | 2 | 0 | 0 | 0 | 0 | 0 | 1 | 0 |
| Physical Scientists | 19.20 | 8 | 4 | 4 | 4 | 3 | 0 | 1 | 0 | 0 | 0 | 0 |
| Social Scientists & Related Workers | 19.30 | 20 | 11 | 9 | 9 | 9 | 0 | 0 | 0 | 0 | 2 | 0 |
| Life, Physical, & Social Science Technicians | 19.40 | 1 | 0 | 1 | 0 | 1 | 0 | 0 | 0 | 0 | 0 | 0 |
| Other Life, Physical, & Social Science Occupations | 19.90 | 3 | 1 | 2 | 1 | 1 | 0 | 0 | 0 | 0 | 0 | 1 |
| Community & Social Services Occupations | 21 | 18 | 8 | 10 | 6 | 6 | 0 | 1 | 0 | 1 | 2 | 2 |
| Counselors, Social Workers, Other Cmty. & Soc. Svcs. Wkrs. | 21.10 | 15 | 7 | 8 | 5 | 6 | 0 | 1 | 0 | 0 | 2 | 1 |
| Religious Workers | 21.20 | 1 | 0 | 1 | 0 | 0 | 0 | 0 | 0 | 0 | 0 | 1 |
| Other Community & Social Services Occupations | 21.90 | 2 | 1 | 1 | 1 | 0 | 0 | 0 | 0 | 1 | 0 | 0 |
| Legal Occupations | 23 | 14 | 3 | 11 | 2 | 9 | 0 | 2 | 0 | 0 | 1 | 0 |
| Lawyers, Judges, & Related Workers | 23.10 | 2 | 2 | 0 | 2 | 0 | 0 | 0 | 0 | 0 | 0 | 0 |
| Legal Support Workers | 23.20 | 10 | 1 | 9 | 0 | 8 | 0 | 1 | 0 | 0 | 1 | 0 |
| Other Legal Occupations | 23.90 | 2 | 0 | 2 | 0 | 1 | 0 | 1 | 0 | 0 | 0 | 0 |

| Occupation | SOC Code | Total Applicants | Total Male | Total Female | White Male | White Female | Black Male | Black Female | Hispanic Male | Hispanic Female | Other Male | Other Female |
|--|-----------|------------------|------------|--------------|------------|--------------|------------|--------------|---------------|-----------------|------------|--------------|
| Education, Training, & Library Occupations | 25 | 26 | 5 | 21 | 3 | 13 | 0 | 1 | 0 | 2 | 2 | 5 |
| Postsecondary Teachers | 25.10 | 1 | 1 | 0 | 0 | 0 | 0 | 0 | 0 | 0 | 1 | 0 |
| Primary, Secondary & Special Ed. Teachers | 25.20 | 12 | 1 | 11 | 1 | 6 | 0 | 0 | 0 | 2 | 0 | 3 |
| Other Teachers & Instructors | 25.30 | 3 | 0 | 3 | 0 | 1 | 0 | 1 | 0 | 0 | 0 | 1 |
| Librarians, Curators, & Archivists | 25.40 | 1 | 0 | 1 | 0 | 1 | 0 | 0 | 0 | 0 | 0 | 0 |
| Other Education, Training, & Library Occupations | 25.90 | 9 | 3 | 6 | 2 | 5 | 0 | 0 | 0 | 0 | 1 | 1 |
| Arts, Design, Entertainment, Sports, & Media Occupations | 27 | 53 | 21 | 32 | 17 | 30 | 1 | 2 | 3 | 0 | 0 | 0 |
| Art & Design Workers | 27.10 | 31 | 10 | 21 | 9 | 20 | 0 | 1 | 1 | 0 | 0 | 0 |
| Entertainers & Performers, Sports & Related Workers | 27.20 | 3 | 2 | 1 | 2 | 1 | 0 | 0 | 0 | 0 | 0 | 0 |
| Media & Communication Workers | 27.30 | 14 | 7 | 7 | 5 | 7 | 1 | 0 | 1 | 0 | 0 | 0 |
| Media & Communication Equipment Workers | 27.40 | 1 | 0 | 1 | 0 | 1 | 0 | 0 | 0 | 0 | 0 | 0 |
| Other Arts, Design, Entertainment, Sports, & Media Workers | 27.90 | 4 | 2 | 2 | 1 | 1 | 0 | 1 | 1 | 0 | 0 | 0 |
| Healthcare Practitioners & Technical Occupations | 29 | 25 | 8 | 17 | 7 | 11 | 0 | 3 | 1 | 1 | 0 | 2 |
| Health Diagnosing & Treating Practitioners | 29.10 | 9 | 2 | 7 | 1 | 6 | 0 | 0 | 1 | 0 | 0 | 1 |
| Health Technologists & Technicians | 29.20 | 13 | 5 | 8 | 5 | 3 | 0 | 3 | 0 | 1 | 0 | 1 |
| Other Healthcare Practitioners & Technical Occupations | 29.90 | 3 | 1 | 2 | 1 | 2 | 0 | 0 | 0 | 0 | 0 | 0 |
| Healthcare Support Occupations | 31 | 98 | 14 | 84 | 8 | 42 | 4 | 14 | 0 | 19 | 2 | 9 |
| Nursing, Psychiatric, & Home Health Aides | 31.10 | 63 | 9 | 54 | 6 | 24 | 2 | 13 | 0 | 12 | 1 | 5 |
| Other Healthcare Support Occupations | 31.90 | 35 | 5 | 30 | 2 | 18 | 2 | 1 | 0 | 7 | 1 | 4 |
| Protective Service Occupations | 33 | 13 | 10 | 3 | 6 | 2 | 1 | 0 | 1 | 1 | 2 | 0 |
| Law Enforcement Workers | 33.30 | 1 | 1 | 0 | 1 | 0 | 0 | 0 | 0 | 0 | 0 | 0 |
| Other Protective Service Workers | 33.90 | 12 | 9 | 3 | 5 | 2 | 1 | 0 | 1 | 1 | 2 | 0 |
| Food Preparation & Serving Related Occupations | 35 | 62 | 22 | 40 | 13 | 27 | 1 | 2 | 5 | 6 | 3 | 5 |
| Supervisors, Food Preparation & Serving Workers | 35.10 | 8 | 6 | 2 | 4 | 2 | 0 | 0 | 1 | 0 | 1 | 0 |
| Cooks & Food Preparation Workers | 35.20 | 21 | 11 | 10 | 5 | 7 | 1 | 1 | 4 | 1 | 1 | 1 |
| Food & Beverage Serving Workers | 35.30 | 27 | 3 | 24 | 3 | 15 | 0 | 1 | 0 | 4 | 0 | 4 |
| Other Food Preparation & Serving Related Workers | 35.90 | 6 | 2 | 4 | 1 | 3 | 0 | 0 | 0 | 1 | 1 | 0 |
| Building & Grounds Cleaning & Maintenance Occupations | 37 | 105 | 96 | 9 | 55 | 4 | 1 | 0 | 34 | 5 | 6 | 0 |
| Supervisors of Bldg./Grounds Cleaning & Maintenance Wkrs. | 37.10 | 2 | 2 | 0 | 1 | 0 | 0 | 0 | 1 | 0 | 0 | 0 |
| Building Cleaning & Pest Control Workers | 37.20 | 12 | 7 | 5 | 4 | 3 | 0 | 0 | 3 | 2 | 0 | 0 |
| Grounds Maintenance Workers | 37.30 | 84 | 81 | 3 | 46 | 1 | 1 | 0 | 28 | 2 | 6 | 0 |
| Other Building & Grounds Cleaning & Maint. Occupations | 37.90 | 7 | 6 | 1 | 4 | 0 | 0 | 0 | 2 | 1 | 0 | 0 |
| Personal Care & Service Occupations | 39 | 25 | 4 | 21 | 3 | 14 | 0 | 1 | 1 | 5 | 0 | 1 |
| Animal Care & Service Workers | 39.20 | 1 | 1 | 0 | 1 | 0 | 0 | 0 | 0 | 0 | 0 | 0 |

| Occupation | SOC Code | Total Applicants | Total Male | Total Female | White Male | White Female | Black Male | Black Female | Hispanic Male | Hispanic Female | Other Male | Other Female |
|---|-----------|------------------|------------|--------------|------------|--------------|------------|--------------|---------------|-----------------|------------|--------------|
| Entertainment Attendants & Related Workers | 39.30 | 2 | 1 | 1 | 1 | 0 | 0 | 0 | 0 | 1 | 0 | 0 |
| Funeral Service Workers | 39.40 | 1 | 0 | 1 | 0 | 1 | 0 | 0 | 0 | 0 | 0 | 0 |
| Personal Appearance Workers | 39.50 | 11 | 1 | 10 | 1 | 9 | 0 | 0 | 0 | 0 | 0 | 1 |
| Other Personal Care & Service Workers | 39.90 | 10 | 1 | 9 | 0 | 4 | 0 | 1 | 1 | 4 | 0 | 0 |
| Sales & Related Occupations | 41 | 222 | 134 | 88 | 117 | 63 | 6 | 7 | 3 | 11 | 8 | 7 |
| Supervisors, Sales Workers | 41.10 | 35 | 22 | 13 | 19 | 10 | 0 | 1 | 1 | 1 | 2 | 1 |
| Retail Sales Workers | 41.20 | 111 | 60 | 51 | 51 | 36 | 3 | 4 | 2 | 8 | 4 | 3 |
| Sales Representatives, Services | 41.30 | 29 | 22 | 7 | 22 | 5 | 0 | 1 | 0 | 0 | 0 | 1 |
| Sales Representatives, Wholesale & Manufacturing | 41.40 | 16 | 10 | 6 | 8 | 4 | 1 | 1 | 0 | 1 | 1 | 0 |
| Other Sales & Related Workers | 41.90 | 31 | 20 | 11 | 17 | 8 | 2 | 0 | 0 | 1 | 1 | 2 |
| Office & Administrative Support Occupations | 43 | 550 | 157 | 393 | 104 | 316 | 14 | 27 | 15 | 27 | 24 | 23 |
| Supervisors of Office & Admin. Support Workers | 43.10 | 7 | 1 | 6 | 1 | 5 | 0 | 0 | 0 | 1 | 0 | 0 |
| Communications Equipment Operators | 43.20 | 1 | 1 | 0 | 1 | 0 | 0 | 0 | 0 | 0 | 0 | 0 |
| Financial Clerks | 43.30 | 56 | 10 | 46 | 10 | 36 | 0 | 5 | 0 | 4 | 0 | 1 |
| Information & Record Clerks | 43.40 | 195 | 84 | 111 | 56 | 88 | 3 | 7 | 7 | 9 | 18 | 7 |
| Material Recording, Scheduling, Dispatch., & Distr. Workers | 43.50 | 42 | 30 | 12 | 16 | 7 | 7 | 2 | 4 | 1 | 3 | 2 |
| Secretaries & Administrative Assistants | 43.60 | 160 | 10 | 150 | 7 | 125 | 0 | 6 | 3 | 8 | 0 | 11 |
| Other Office & Administrative Support Workers | 43.90 | 89 | 21 | 68 | 13 | 55 | 4 | 7 | 1 | 4 | 3 | 2 |
| Farming, Fishing, & Forestry Occupations | 45 | 11 | 6 | 5 | 4 | 4 | 0 | 0 | 2 | 1 | 0 | 0 |
| Supervisors of Farming, Fishing, & Forestry Workers | 45.10 | 2 | 2 | 0 | 1 | 0 | 0 | 0 | 1 | 0 | 0 | 0 |
| Agricultural Workers | 45.20 | 6 | 2 | 4 | 1 | 3 | 0 | 0 | 1 | 1 | 0 | 0 |
| Fishing & Hunting Workers | 45.30 | 1 | 1 | 0 | 1 | 0 | 0 | 0 | 0 | 0 | 0 | 0 |
| Other Farming, Fishing, & Forestry Workers | 45.90 | 2 | 1 | 1 | 1 | 1 | 0 | 0 | 0 | 0 | 0 | 0 |
| Construction & Extraction Occupations | 47 | 285 | 281 | 4 | 199 | 4 | 12 | 0 | 49 | 0 | 21 | 0 |
| Supervisors of Construction & Extraction Workers | 47.10 | 7 | 7 | 0 | 7 | 0 | 0 | 0 | 0 | 0 | 0 | 0 |
| Construction Trades Workers | 47.20 | 199 | 197 | 2 | 145 | 2 | 5 | 0 | 32 | 0 | 15 | 0 |
| Helpers, Construction Trades | 47.30 | 27 | 27 | 0 | 13 | 0 | 1 | 0 | 12 | 0 | 1 | 0 |
| Other Construction & Related Workers | 47.40 | 5 | 5 | 0 | 5 | 0 | 0 | 0 | 0 | 0 | 0 | 0 |
| Other Construction & Extraction Occupations | 47.90 | 47 | 45 | 2 | 29 | 2 | 6 | 0 | 5 | 0 | 5 | 0 |
| Installation, Maintenance, & Repair Occupations | 49 | 99 | 99 | 0 | 77 | 0 | 5 | 0 | 12 | 0 | 5 | 0 |
| Supervisors of Installation, Maintenance, & Repair Workers | 49.10 | 1 | 1 | 0 | 1 | 0 | 0 | 0 | 0 | 0 | 0 | 0 |
| Electrical & Electronic Equipment Mechanics & Installers | 49.20 | 19 | 19 | 0 | 14 | 0 | 1 | 0 | 2 | 0 | 2 | 0 |
| Vehicle & Mobile Equipment Mechanics, Installers, Repairers | 49.30 | 34 | 34 | 0 | 28 | 0 | 2 | 0 | 2 | 0 | 2 | 0 |
| Other Installation, Maintenance & Repair Occupations | 49.90 | 45 | 45 | 0 | 34 | 0 | 2 | 0 | 8 | 0 | 1 | 0 |

| Occupation | SOC Code | Total Applicants | Total Male | Total Female | White Male | White Female | Black Male | Black Female | Hispanic Male | Hispanic Female | Other Male | Other Female |
|---|-----------|------------------|------------|--------------|------------|--------------|------------|--------------|---------------|-----------------|------------|--------------|
| Production Occupations | 51 | 191 | 135 | 56 | 71 | 26 | 8 | 2 | 33 | 18 | 23 | 10 |
| Supervisors of Production Workers | 51.10 | 3 | 2 | 1 | 2 | 1 | 0 | 0 | 0 | 0 | 0 | 0 |
| Assemblers & Fabricators | 51.20 | 6 | 5 | 1 | 4 | 0 | 0 | 0 | 0 | 0 | 1 | 1 |
| Food Processing Workers | 51.30 | 2 | 2 | 0 | 1 | 0 | 0 | 0 | 0 | 0 | 1 | 0 |
| Metal Workers & Plastic Workers | 51.40 | 67 | 54 | 13 | 30 | 7 | 3 | 1 | 15 | 3 | 6 | 2 |
| Printing Workers | 51.50 | 4 | 4 | 0 | 3 | 0 | 0 | 0 | 1 | 0 | 0 | 0 |
| Textile, Apparel, & Furnishings Workers | 51.60 | 5 | 0 | 5 | 0 | 1 | 0 | 1 | 0 | 3 | 0 | 0 |
| Woodworkers | 51.70 | 3 | 2 | 1 | 2 | 1 | 0 | 0 | 0 | 0 | 0 | 0 |
| Other Production Occupations | 51.90 | 101 | 66 | 35 | 29 | 16 | 5 | 0 | 17 | 12 | 15 | 7 |
| Transportation & Material Moving Occupations | 53 | 129 | 107 | 22 | 64 | 11 | 13 | 2 | 19 | 7 | 11 | 2 |
| Supervisors of Transportation & Material Moving Workers | 53.10 | 2 | 2 | 0 | 2 | 0 | 0 | 0 | 0 | 0 | 0 | 0 |
| Air Transportation Workers | 53.20 | 1 | 1 | 0 | 1 | 0 | 0 | 0 | 0 | 0 | 0 | 0 |
| Motor Vehicle Operators | 53.30 | 82 | 70 | 12 | 45 | 7 | 7 | 2 | 10 | 2 | 8 | 1 |
| Other Transportation Workers | 53.60 | 1 | 0 | 1 | 0 | 1 | 0 | 0 | 0 | 0 | 0 | 0 |
| Material Moving Workers | 53.70 | 39 | 30 | 9 | 14 | 3 | 6 | 0 | 7 | 5 | 3 | 1 |
| Other Transportation & Material Moving Occupations | 53.90 | 4 | 4 | 0 | 2 | 0 | 0 | 0 | 2 | 0 | 0 | 0 |
| Military Specific Occupations | 55 | 2 | 2 | 0 | 1 | 0 | 1 | 0 | 0 | 0 | 0 | 0 |
| Military Enlisted Tactical Operations & Air/Weapon | 55.30 | 2 | 2 | 0 | 1 | 0 | 1 | 0 | 0 | 0 | 0 | 0 |
| Unknown/Unclassifiable Occupations | 99 | 133 | 88 | 45 | 64 | 23 | 5 | 4 | 8 | 6 | 11 | 12 |
| Unknown/Unclassifiable Occupations | 99.90 | 133 | 88 | 45 | 64 | 23 | 5 | 4 | 8 | 6 | 11 | 12 |

| Occupation | SOC Code | Total Applicants | Total Male | Total Female | White Male | White Female | Black Male | Black Female | Hispanic Male | Hispanic Female | Other Male | Other Female |
|---|-----------|------------------|--------------|--------------|--------------|--------------|------------|--------------|---------------|-----------------|------------|--------------|
| Total - All Occupations | 00 | 3,158 | 1,994 | 1,164 | 1,380 | 850 | 115 | 84 | 294 | 122 | 205 | 108 |
| Management Occupations | 11 | 194 | 134 | 60 | 114 | 50 | 5 | 3 | 5 | 1 | 10 | 6 |
| Top Executives | 11.10 | 55 | 42 | 13 | 34 | 11 | 1 | 0 | 2 | 1 | 5 | 1 |
| Advertising, Marketing, Promotions, Public Rel. Occupations | 11.20 | 36 | 26 | 10 | 22 | 9 | 2 | 0 | 1 | 0 | 1 | 1 |
| Operations Specialties Managers | 11.30 | 45 | 24 | 21 | 22 | 17 | 1 | 2 | 1 | 0 | 0 | 2 |
| Other Management Occupations | 11.90 | 58 | 42 | 16 | 36 | 13 | 1 | 1 | 1 | 0 | 4 | 2 |
| Business & Financial Operations Occupations | 13 | 101 | 37 | 64 | 33 | 58 | 2 | 2 | 0 | 0 | 2 | 4 |
| Business Operations Specialists | 13.10 | 48 | 18 | 30 | 17 | 29 | 0 | 0 | 0 | 0 | 1 | 1 |
| Financial Specialists | 13.20 | 46 | 17 | 29 | 14 | 24 | 2 | 2 | 0 | 0 | 1 | 3 |
| Other Business & Financial Operations Occupations | 13.90 | 7 | 2 | 5 | 2 | 5 | 0 | 0 | 0 | 0 | 0 | 0 |
| Computer & Mathematical Occupations | 15 | 66 | 44 | 22 | 35 | 15 | 4 | 1 | 1 | 2 | 4 | 4 |
| Computer Specialists | 15.10 | 59 | 39 | 20 | 33 | 13 | 2 | 1 | 1 | 2 | 3 | 4 |
| Mathematical Scientists | 15.20 | 2 | 1 | 1 | 0 | 1 | 1 | 0 | 0 | 0 | 0 | 0 |
| Other Computer & Mathematical Occupations | 15.90 | 5 | 4 | 1 | 2 | 1 | 1 | 0 | 0 | 0 | 1 | 0 |
| Architecture & Engineering Occupations | 17 | 70 | 66 | 4 | 56 | 2 | 2 | 1 | 1 | 0 | 7 | 1 |
| Architects, Surveyors, & Cartographers | 17.10 | 4 | 4 | 0 | 3 | 0 | 0 | 0 | 1 | 0 | 0 | 0 |
| Engineers | 17.20 | 45 | 43 | 2 | 38 | 0 | 1 | 1 | 0 | 0 | 4 | 1 |
| Drafters, Engineering, & Mapping Technicians | 17.30 | 15 | 14 | 1 | 11 | 1 | 1 | 0 | 0 | 0 | 2 | 0 |
| Other Architecture & Engineering Occupations | 17.90 | 6 | 5 | 1 | 4 | 1 | 0 | 0 | 0 | 0 | 1 | 0 |
| Life, Physical, & Social Science Occupations | 19 | 12 | 3 | 9 | 3 | 9 | 0 | 0 | 0 | 0 | 0 | 0 |
| Life Scientists | 19.10 | 1 | 1 | 0 | 1 | 0 | 0 | 0 | 0 | 0 | 0 | 0 |
| Physical Scientists | 19.20 | 1 | 1 | 0 | 1 | 0 | 0 | 0 | 0 | 0 | 0 | 0 |
| Social Scientists & Related Workers | 19.30 | 8 | 1 | 7 | 1 | 7 | 0 | 0 | 0 | 0 | 0 | 0 |
| Life, Physical, & Social Science Technicians | 19.40 | 2 | 0 | 2 | 0 | 2 | 0 | 0 | 0 | 0 | 0 | 0 |
| Community & Social Services Occupations | 21 | 41 | 18 | 23 | 9 | 11 | 3 | 5 | 5 | 3 | 1 | 4 |
| Counselors, Social Workers, Other Cmty. & Soc. Svcs. Wkrs. | 21.10 | 23 | 5 | 18 | 3 | 9 | 2 | 4 | 0 | 1 | 0 | 4 |
| Other Community & Social Services Occupations | 21.90 | 18 | 13 | 5 | 6 | 2 | 1 | 1 | 5 | 2 | 1 | 0 |
| Legal Occupations | 23 | 13 | 4 | 9 | 4 | 8 | 0 | 1 | 0 | 0 | 0 | 0 |
| Lawyers, Judges, & Related Workers | 23.10 | 3 | 3 | 0 | 3 | 0 | 0 | 0 | 0 | 0 | 0 | 0 |
| Legal Support Workers | 23.20 | 10 | 1 | 9 | 1 | 8 | 0 | 1 | 0 | 0 | 0 | 0 |
| Education, Training, & Library Occupations | 25 | 28 | 10 | 18 | 9 | 13 | 0 | 3 | 1 | 0 | 0 | 2 |
| Postsecondary Teachers | 25.10 | 2 | 0 | 2 | 0 | 1 | 0 | 1 | 0 | 0 | 0 | 0 |
| Primary, Secondary & Special Education Teachers | 25.20 | 6 | 2 | 4 | 2 | 4 | 0 | 0 | 0 | 0 | 0 | 0 |

| Occupation | SOC Code | Total Applicants | Total Male | Total Female | White Male | White Female | Black Male | Black Female | Hispanic Male | Hispanic Female | Other Male | Other Female |
|--|-----------|------------------|------------|--------------|------------|--------------|------------|--------------|---------------|-----------------|------------|--------------|
| Other Teachers & Instructors | 25.30 | 5 | 4 | 1 | 3 | 1 | 0 | 0 | 1 | 0 | 0 | 0 |
| Librarians, Curators, & Archivists | 25.40 | 1 | 0 | 1 | 0 | 1 | 0 | 0 | 0 | 0 | 0 | 0 |
| Other Education, Training, & Library Occupations | 25.90 | 14 | 4 | 10 | 4 | 6 | 0 | 2 | 0 | 0 | 0 | 2 |
| Arts, Design, Entertainment, Sports, & Media Occupations | 27 | 28 | 15 | 13 | 12 | 11 | 1 | 0 | 0 | 2 | 2 | 0 |
| Art & Design Workers | 27.10 | 10 | 3 | 7 | 3 | 6 | 0 | 0 | 0 | 1 | 0 | 0 |
| Entertainers & Performers, Sports & Related Workers | 27.20 | 2 | 0 | 2 | 0 | 2 | 0 | 0 | 0 | 0 | 0 | 0 |
| Media & Communication Workers | 27.30 | 11 | 8 | 3 | 6 | 2 | 0 | 0 | 0 | 1 | 2 | 0 |
| Media & Communication Equipment Workers | 27.40 | 2 | 2 | 0 | 1 | 0 | 1 | 0 | 0 | 0 | 0 | 0 |
| Other Arts, Design, Entertainment, Sports, & Media Workers | 27.90 | 3 | 2 | 1 | 2 | 1 | 0 | 0 | 0 | 0 | 0 | 0 |
| Healthcare Practitioners & Technical Occupations | 29 | 33 | 8 | 25 | 7 | 17 | 1 | 4 | 0 | 2 | 0 | 2 |
| Health Diagnosing & Treating Practitioners | 29.10 | 11 | 2 | 9 | 2 | 6 | 0 | 1 | 0 | 2 | 0 | 0 |
| Health Technologists & Technicians | 29.20 | 16 | 5 | 11 | 4 | 9 | 1 | 1 | 0 | 0 | 0 | 1 |
| Other Healthcare Practitioners & Technical Occupations | 29.90 | 6 | 1 | 5 | 1 | 2 | 0 | 2 | 0 | 0 | 0 | 1 |
| Healthcare Support Occupations | 31 | 83 | 5 | 78 | 2 | 49 | 1 | 19 | 1 | 7 | 1 | 3 |
| Nursing, Psychiatric, & Home Health Aides | 31.10 | 34 | 2 | 32 | 0 | 19 | 0 | 8 | 1 | 3 | 1 | 2 |
| Occupational & Physical Therapist Assistants & Aides | 31.20 | 2 | 0 | 2 | 0 | 2 | 0 | 0 | 0 | 0 | 0 | 0 |
| Other Healthcare Support Occupations | 31.90 | 47 | 3 | 44 | 2 | 28 | 1 | 11 | 0 | 4 | 0 | 1 |
| Protective Service Occupations | 33 | 17 | 12 | 5 | 8 | 4 | 2 | 1 | 0 | 0 | 2 | 0 |
| Law Enforcement Workers | 33.30 | 2 | 2 | 0 | 2 | 0 | 0 | 0 | 0 | 0 | 0 | 0 |
| Other Protective Service Workers | 33.90 | 15 | 10 | 5 | 6 | 4 | 2 | 1 | 0 | 0 | 2 | 0 |
| Food Preparation & Serving Related Occupations | 35 | 107 | 46 | 61 | 28 | 49 | 2 | 3 | 10 | 5 | 6 | 4 |
| Supervisors of Food Preparation & Serving Workers | 35.10 | 11 | 8 | 3 | 5 | 2 | 0 | 0 | 0 | 1 | 3 | 0 |
| Cooks & Food Preparation Workers | 35.20 | 32 | 17 | 15 | 11 | 10 | 1 | 2 | 2 | 3 | 3 | 0 |
| Food & Beverage Serving Workers | 35.30 | 49 | 10 | 39 | 3 | 35 | 1 | 0 | 6 | 1 | 0 | 3 |
| Other Food Preparation & Serving Related Workers | 35.90 | 15 | 11 | 4 | 9 | 2 | 0 | 1 | 2 | 0 | 0 | 1 |
| Building & Grounds Cleaning & Maintenance Occupations | 37 | 166 | 148 | 18 | 101 | 14 | 4 | 0 | 30 | 3 | 13 | 1 |
| Supervisors of Bldg./Grounds Cleaning & Maintenance Wkrs. | 37.10 | 3 | 2 | 1 | 2 | 1 | 0 | 0 | 0 | 0 | 0 | 0 |
| Building Cleaning & Pest Control Workers | 37.20 | 25 | 14 | 11 | 13 | 9 | 0 | 0 | 0 | 1 | 1 | 1 |
| Grounds Maintenance Workers | 37.30 | 132 | 126 | 6 | 83 | 4 | 2 | 0 | 30 | 2 | 11 | 0 |
| Other Building & Grounds Cleaning & Maint. Occupations | 37.90 | 6 | 6 | 0 | 3 | 0 | 2 | 0 | 0 | 0 | 1 | 0 |
| Personal Care & Service Occupations | 39 | 21 | 3 | 18 | 2 | 15 | 0 | 2 | 0 | 0 | 1 | 1 |
| Supervisors of Personal Care & Service Workers | 39.10 | 2 | 1 | 1 | 1 | 1 | 0 | 0 | 0 | 0 | 0 | 0 |
| Personal Appearance Workers | 39.50 | 5 | 1 | 4 | 0 | 4 | 0 | 0 | 0 | 0 | 1 | 0 |
| Other Personal Care & Service Workers | 39.90 | 14 | 1 | 13 | 1 | 10 | 0 | 2 | 0 | 0 | 0 | 1 |

| Occupation | SOC Code | Total Applicants | Total Male | Total Female | White Male | White Female | Black Male | Black Female | Hispanic Male | Hispanic Female | Other Male | Other Female |
|---|-----------|------------------|------------|--------------|------------|--------------|------------|--------------|---------------|-----------------|------------|--------------|
| Sales & Related Occupations | 41 | 193 | 96 | 97 | 81 | 76 | 2 | 7 | 3 | 5 | 10 | 9 |
| Supervisors of Sales Workers | 41.10 | 20 | 16 | 4 | 14 | 4 | 0 | 0 | 1 | 0 | 1 | 0 |
| Retail Sales Workers | 41.20 | 118 | 50 | 68 | 39 | 49 | 2 | 7 | 2 | 5 | 7 | 7 |
| Sales Representatives, Services | 41.30 | 22 | 11 | 11 | 11 | 11 | 0 | 0 | 0 | 0 | 0 | 0 |
| Sales Representatives, Wholesale & Manufacturing | 41.40 | 13 | 10 | 3 | 10 | 3 | 0 | 0 | 0 | 0 | 0 | 0 |
| Other Sales & Related Workers | 41.90 | 20 | 9 | 11 | 7 | 9 | 0 | 0 | 0 | 0 | 2 | 2 |
| Office & Administrative Support Occupations | 43 | 489 | 110 | 379 | 71 | 314 | 16 | 17 | 10 | 24 | 13 | 24 |
| Supervisors of Office & Admin. Support Workers | 43.10 | 4 | 0 | 4 | 0 | 4 | 0 | 0 | 0 | 0 | 0 | 0 |
| Financial Clerks | 43.30 | 58 | 12 | 46 | 9 | 39 | 1 | 2 | 0 | 2 | 2 | 3 |
| Information & Record Clerks | 43.40 | 151 | 42 | 109 | 22 | 85 | 7 | 7 | 3 | 10 | 10 | 7 |
| Material Recording, Scheduling, Dispatch., & Distr. Workers | 43.50 | 41 | 26 | 15 | 17 | 11 | 4 | 2 | 5 | 2 | 0 | 0 |
| Secretaries & Administrative Assistants | 43.60 | 118 | 6 | 112 | 5 | 99 | 1 | 0 | 0 | 6 | 0 | 7 |
| Other Office & Administrative Support Workers | 43.90 | 117 | 24 | 93 | 18 | 76 | 3 | 6 | 2 | 4 | 1 | 7 |
| Farming, Fishing, & Forestry Occupations | 45 | 179 | 136 | 43 | 7 | 2 | 1 | 0 | 124 | 40 | 4 | 1 |
| Supervisors of Farming, Fishing, & Forestry Workers | 45.10 | 1 | 1 | 0 | 0 | 0 | 0 | 0 | 1 | 0 | 0 | 0 |
| Agricultural Workers | 45.20 | 172 | 132 | 40 | 7 | 2 | 1 | 0 | 120 | 37 | 4 | 1 |
| Other Farming, Fishing, & Forestry Workers | 45.90 | 6 | 3 | 3 | 0 | 0 | 0 | 0 | 3 | 3 | 0 | 0 |
| Construction & Extraction Occupations | 47 | 331 | 325 | 6 | 256 | 6 | 17 | 0 | 20 | 0 | 32 | 0 |
| Supervisors of Construction & Extraction Workers | 47.10 | 1 | 1 | 0 | 1 | 0 | 0 | 0 | 0 | 0 | 0 | 0 |
| Construction Trades Workers | 47.20 | 260 | 256 | 4 | 204 | 4 | 11 | 0 | 17 | 0 | 24 | 0 |
| Helpers, Construction Trades | 47.30 | 47 | 45 | 2 | 36 | 2 | 4 | 0 | 3 | 0 | 2 | 0 |
| Other Construction & Related Workers | 47.40 | 4 | 4 | 0 | 2 | 0 | 0 | 0 | 0 | 0 | 2 | 0 |
| Other Construction & Extraction Occupations | 47.90 | 19 | 19 | 0 | 13 | 0 | 2 | 0 | 0 | 0 | 4 | 0 |
| Installation, Maintenance, & Repair Occupations | 49 | 128 | 123 | 5 | 103 | 3 | 6 | 0 | 7 | 1 | 7 | 1 |
| Supervisors of Installation, Maintenance, & Repair Workers | 49.10 | 1 | 1 | 0 | 0 | 0 | 1 | 0 | 0 | 0 | 0 | 0 |
| Electrical & Electronic Equipment Mechanics & Installers | 49.20 | 16 | 14 | 2 | 11 | 1 | 0 | 0 | 0 | 1 | 3 | 0 |
| Vehicle & Mobile Equipment Mechanics, Installers, Repairers | 49.30 | 51 | 51 | 0 | 44 | 0 | 1 | 0 | 4 | 0 | 2 | 0 |
| Other Installation, Maintenance & Repair Occupations | 49.90 | 60 | 57 | 3 | 48 | 2 | 4 | 0 | 3 | 0 | 2 | 1 |
| Production Occupations | 51 | 385 | 293 | 92 | 200 | 57 | 22 | 4 | 47 | 15 | 24 | 16 |
| Supervisors of Production Workers | 51.10 | 5 | 5 | 0 | 5 | 0 | 0 | 0 | 0 | 0 | 0 | 0 |
| Assemblers & Fabricators | 51.20 | 13 | 9 | 4 | 8 | 3 | 1 | 0 | 0 | 0 | 0 | 1 |
| Food Processing Workers | 51.30 | 5 | 3 | 2 | 2 | 2 | 1 | 0 | 0 | 0 | 0 | 0 |
| Metal Workers & Plastic Workers | 51.40 | 128 | 108 | 20 | 75 | 11 | 6 | 2 | 15 | 5 | 12 | 2 |

| Occupation | SOC Code | Total Applicants | Total Male | Total Female | White Male | White Female | Black Male | Black Female | Hispanic Male | Hispanic Female | Other Male | Other Female |
|---|-----------|------------------|------------|--------------|------------|--------------|------------|--------------|---------------|-----------------|------------|--------------|
| Printing Workers | 51.50 | 17 | 15 | 2 | 14 | 2 | 0 | 0 | 1 | 0 | 0 | 0 |
| Textile, Apparel, & Furnishings Workers | 51.60 | 2 | 0 | 2 | 0 | 2 | 0 | 0 | 0 | 0 | 0 | 0 |
| Plant & System Operators | 51.80 | 1 | 1 | 0 | 0 | 0 | 0 | 0 | 1 | 0 | 0 | 0 |
| Other Production Occupations | 51.90 | 214 | 152 | 62 | 96 | 37 | 14 | 2 | 30 | 10 | 12 | 13 |
| Transportation & Material Moving Occupations | 53 | 277 | 239 | 38 | 176 | 19 | 18 | 7 | 17 | 6 | 28 | 6 |
| Supervisors of Transportation & Material Moving Workers | 53.10 | 4 | 3 | 1 | 3 | 1 | 0 | 0 | 0 | 0 | 0 | 0 |
| Air Transportation Workers | 53.20 | 1 | 1 | 0 | 1 | 0 | 0 | 0 | 0 | 0 | 0 | 0 |
| Motor Vehicle Operators | 53.30 | 165 | 149 | 16 | 122 | 12 | 10 | 3 | 8 | 0 | 9 | 1 |
| Other Transportation Workers | 53.60 | 1 | 1 | 0 | 1 | 0 | 0 | 0 | 0 | 0 | 0 | 0 |
| Material Moving Workers | 53.70 | 92 | 71 | 21 | 40 | 6 | 5 | 4 | 8 | 6 | 18 | 5 |
| Other Transportation & Material Moving Occupations | 53.90 | 14 | 14 | 0 | 9 | 0 | 3 | 0 | 1 | 0 | 1 | 0 |
| Military Specific Occupations | 55 | 2 | 2 | 0 | 2 | 0 | 0 | 0 | 0 | 0 | 0 | 0 |
| Military Enlisted Tactical Operations & Air/Weapon | 55.30 | 2 | 2 | 0 | 2 | 0 | 0 | 0 | 0 | 0 | 0 | 0 |
| Unknown/Unclassifiable Occupations | 99 | 194 | 117 | 77 | 61 | 48 | 6 | 4 | 12 | 6 | 38 | 19 |
| Unknown/Unclassifiable Occupations | 99.90 | 194 | 117 | 77 | 61 | 48 | 6 | 4 | 12 | 6 | 38 | 19 |

| Occupation | SOC Code | Total Applicants | Total Male | Total Female | White Male | White Female | Black Male | Black Female | Hispanic Male | Hispanic Female | Other Male | Other Female |
|---|-----------|------------------|---------------|--------------|--------------|--------------|--------------|--------------|---------------|-----------------|--------------|--------------|
| Total - All Occupations | 00 | 17,250 | 10,169 | 7,081 | 4,871 | 2,764 | 1,967 | 1,923 | 2,172 | 1,664 | 1,159 | 730 |
| Management Occupations | 11 | 895 | 551 | 344 | 408 | 237 | 45 | 46 | 60 | 33 | 38 | 28 |
| Top Executives | 11.10 | 326 | 209 | 117 | 159 | 73 | 11 | 19 | 24 | 12 | 15 | 13 |
| Advertising, Marketing, Promotions, Public Rel. Occupations | 11.20 | 145 | 99 | 46 | 79 | 35 | 7 | 4 | 6 | 4 | 7 | 3 |
| Operations Specialties Managers | 11.30 | 151 | 67 | 84 | 50 | 62 | 11 | 10 | 1 | 8 | 5 | 4 |
| Other Management Occupations | 11.90 | 273 | 176 | 97 | 120 | 67 | 16 | 13 | 29 | 9 | 11 | 8 |
| Business & Financial Operations Occupations | 13 | 536 | 249 | 287 | 164 | 158 | 39 | 67 | 21 | 28 | 25 | 34 |
| Business Operations Specialists | 13.10 | 176 | 85 | 91 | 57 | 50 | 12 | 25 | 8 | 6 | 8 | 10 |
| Financial Specialists | 13.20 | 259 | 133 | 126 | 87 | 64 | 24 | 28 | 11 | 18 | 11 | 16 |
| Other Business & Financial Operations Occupations | 13.90 | 101 | 31 | 70 | 20 | 44 | 3 | 14 | 2 | 4 | 6 | 8 |
| Computer & Mathematical Occupations | 15 | 291 | 199 | 92 | 122 | 55 | 33 | 12 | 19 | 13 | 25 | 12 |
| Computer Specialists | 15.10 | 250 | 175 | 75 | 108 | 43 | 30 | 10 | 18 | 11 | 19 | 11 |
| Mathematical Scientists | 15.20 | 2 | 0 | 2 | 0 | 1 | 0 | 0 | 0 | 0 | 0 | 1 |
| Other Computer & Mathematical Occupations | 15.90 | 39 | 24 | 15 | 14 | 11 | 3 | 2 | 1 | 2 | 6 | 0 |
| Architecture & Engineering Occupations | 17 | 235 | 191 | 44 | 130 | 28 | 20 | 6 | 18 | 5 | 23 | 5 |
| Architects, Surveyors, & Cartographers | 17.10 | 14 | 10 | 4 | 8 | 4 | 1 | 0 | 0 | 0 | 1 | 0 |
| Engineers | 17.20 | 138 | 117 | 21 | 84 | 11 | 11 | 2 | 6 | 4 | 16 | 4 |
| Drafters, Engineering, & Mapping Technicians | 17.30 | 70 | 53 | 17 | 32 | 12 | 6 | 3 | 11 | 1 | 4 | 1 |
| Other Architecture & Engineering Occupations | 17.90 | 13 | 11 | 2 | 6 | 1 | 2 | 1 | 1 | 0 | 2 | 0 |
| Life, Physical, & Social Science Occupations | 19 | 72 | 34 | 38 | 26 | 23 | 4 | 6 | 1 | 6 | 3 | 3 |
| Life Scientists | 19.10 | 9 | 3 | 6 | 2 | 1 | 1 | 2 | 0 | 1 | 0 | 2 |
| Physical Scientists | 19.20 | 8 | 7 | 1 | 6 | 1 | 0 | 0 | 0 | 0 | 1 | 0 |
| Social Scientists & Related Workers | 19.30 | 34 | 12 | 22 | 9 | 18 | 2 | 2 | 0 | 2 | 1 | 0 |
| Life, Physical, & Social Science Technicians | 19.40 | 13 | 9 | 4 | 6 | 1 | 1 | 0 | 1 | 3 | 1 | 0 |
| Other Life, Physical, & Social Science Occupations | 19.90 | 8 | 3 | 5 | 3 | 2 | 0 | 2 | 0 | 0 | 0 | 1 |
| Community & Social Services Occupations | 21 | 355 | 146 | 209 | 53 | 79 | 43 | 76 | 38 | 41 | 12 | 13 |
| Counselors, Social Workers, Other Cmty. & Soc. Svcs. Wkrs. | 21.10 | 227 | 85 | 142 | 25 | 46 | 34 | 61 | 21 | 25 | 5 | 10 |
| Religious Workers | 21.20 | 11 | 3 | 8 | 1 | 3 | 0 | 1 | 2 | 3 | 0 | 1 |
| Other Community & Social Services Occupations | 21.90 | 117 | 58 | 59 | 27 | 30 | 9 | 14 | 15 | 13 | 7 | 2 |
| Legal Occupations | 23 | 90 | 28 | 62 | 16 | 34 | 3 | 11 | 2 | 8 | 7 | 9 |
| Lawyers, Judges, & Related Workers | 23.10 | 26 | 15 | 11 | 10 | 8 | 0 | 2 | 0 | 0 | 5 | 1 |
| Legal Support Workers | 23.20 | 47 | 8 | 39 | 3 | 20 | 2 | 6 | 2 | 6 | 1 | 7 |
| Other Legal Occupations | 23.90 | 17 | 5 | 12 | 3 | 6 | 1 | 3 | 0 | 2 | 1 | 1 |

| Occupation | SOC Code | Total Applicants | Total Male | Total Female | White Male | White Female | Black Male | Black Female | Hispanic Male | Hispanic Female | Other Male | Other Female |
|--|-----------|------------------|------------|--------------|------------|--------------|------------|--------------|---------------|-----------------|------------|--------------|
| Education, Training, & Library Occupations | 25 | 219 | 76 | 143 | 42 | 49 | 20 | 51 | 10 | 28 | 4 | 15 |
| Postsecondary Teachers | 25.10 | 43 | 18 | 25 | 9 | 6 | 4 | 10 | 5 | 6 | 0 | 3 |
| Primary, Secondary & Special Ed. Teachers | 25.20 | 49 | 19 | 30 | 16 | 16 | 2 | 5 | 0 | 7 | 1 | 2 |
| Other Teachers & Instructors | 25.30 | 15 | 7 | 8 | 4 | 3 | 3 | 3 | 0 | 1 | 0 | 1 |
| Librarians, Curators, & Archivists | 25.40 | 3 | 1 | 2 | 0 | 0 | 0 | 0 | 1 | 1 | 0 | 1 |
| Other Education, Training, & Library Occupations | 25.90 | 109 | 31 | 78 | 13 | 24 | 11 | 33 | 4 | 13 | 3 | 8 |
| Arts, Design, Entertainment, Sports, & Media Occupations | 27 | 169 | 89 | 80 | 47 | 43 | 21 | 11 | 13 | 15 | 8 | 11 |
| Art & Design Workers | 27.10 | 80 | 40 | 40 | 21 | 26 | 6 | 4 | 8 | 6 | 5 | 4 |
| Entertainers & Performers, Sports & Related Workers | 27.20 | 20 | 13 | 7 | 6 | 3 | 4 | 2 | 2 | 2 | 1 | 0 |
| Media & Communication Workers | 27.30 | 41 | 20 | 21 | 13 | 11 | 5 | 3 | 2 | 2 | 0 | 5 |
| Media & Communication Equipment Workers | 27.40 | 14 | 10 | 4 | 5 | 3 | 4 | 0 | 0 | 1 | 1 | 0 |
| Other Arts, Design, Entertainment, Sports, & Media Workers | 27.90 | 14 | 6 | 8 | 2 | 0 | 2 | 2 | 1 | 4 | 1 | 2 |
| Healthcare Practitioners & Technical Occupations | 29 | 244 | 57 | 187 | 29 | 87 | 13 | 55 | 9 | 25 | 6 | 20 |
| Health Diagnosing & Treating Practitioners | 29.10 | 74 | 20 | 54 | 14 | 39 | 2 | 9 | 2 | 1 | 2 | 5 |
| Health Technologists & Technicians | 29.20 | 127 | 23 | 104 | 8 | 37 | 7 | 33 | 6 | 20 | 2 | 14 |
| Other Healthcare Practitioners & Technical Occupations | 29.90 | 43 | 14 | 29 | 7 | 11 | 4 | 13 | 1 | 4 | 2 | 1 |
| Healthcare Support Occupations | 31 | 701 | 83 | 618 | 28 | 167 | 33 | 258 | 18 | 138 | 4 | 55 |
| Nursing, Psychiatric, & Home Health Aides | 31.10 | 422 | 42 | 380 | 15 | 92 | 17 | 164 | 7 | 83 | 3 | 41 |
| Occupational & Physical Therapist Assistants & Aides | 31.20 | 5 | 1 | 4 | 1 | 2 | 0 | 1 | 0 | 1 | 0 | 0 |
| Other Healthcare Support Occupations | 31.90 | 274 | 40 | 234 | 12 | 73 | 16 | 93 | 11 | 54 | 1 | 14 |
| Protective Service Occupations | 33 | 171 | 117 | 54 | 38 | 7 | 49 | 28 | 21 | 12 | 9 | 7 |
| First-Line Supervisors/Mgrs. of Protective Service Workers | 33.10 | 2 | 2 | 0 | 1 | 0 | 1 | 0 | 0 | 0 | 0 | 0 |
| Fire Fighting & Prevention Workers | 33.20 | 3 | 3 | 0 | 1 | 0 | 0 | 0 | 2 | 0 | 0 | 0 |
| Law Enforcement Workers | 33.30 | 24 | 18 | 6 | 5 | 2 | 11 | 3 | 1 | 0 | 1 | 1 |
| Other Protective Service Workers | 33.90 | 142 | 94 | 48 | 31 | 5 | 37 | 25 | 18 | 12 | 8 | 6 |
| Food Preparation & Serving Related Occupations | 35 | 783 | 426 | 357 | 136 | 131 | 143 | 102 | 111 | 100 | 36 | 24 |
| Supervisors of Food Preparation & Serving Workers | 35.10 | 57 | 47 | 10 | 28 | 4 | 9 | 3 | 7 | 1 | 3 | 2 |
| Cooks & Food Preparation Workers | 35.20 | 370 | 231 | 139 | 58 | 34 | 83 | 49 | 70 | 47 | 20 | 9 |
| Food & Beverage Serving Workers | 35.30 | 246 | 79 | 167 | 38 | 75 | 23 | 40 | 12 | 43 | 6 | 9 |
| Other Food Preparation & Serving Related Workers | 35.90 | 110 | 69 | 41 | 12 | 18 | 28 | 10 | 22 | 9 | 7 | 4 |
| Building & Grounds Cleaning & Maintenance Occupations | 37 | 982 | 775 | 207 | 321 | 58 | 105 | 45 | 293 | 84 | 56 | 20 |
| Supervisors of Bldg./Grounds Cleaning & Maintenance Wkrs. | 37.10 | 39 | 17 | 22 | 5 | 6 | 4 | 2 | 7 | 12 | 1 | 2 |
| Building Cleaning & Pest Control Workers | 37.20 | 317 | 164 | 153 | 41 | 38 | 51 | 40 | 62 | 63 | 10 | 12 |

| Occupation | SOC Code | Total Applicants | Total Male | Total Female | White Male | White Female | Black Male | Black Female | Hispanic Male | Hispanic Female | Other Male | Other Female |
|---|-----------|------------------|--------------|--------------|--------------|--------------|------------|--------------|---------------|-----------------|------------|--------------|
| Grounds Maintenance Workers | 37.30 | 556 | 538 | 18 | 257 | 8 | 32 | 2 | 205 | 2 | 44 | 6 |
| Other Building & Grounds Cleaning & Maint. Occupations | 37.90 | 70 | 56 | 14 | 18 | 6 | 18 | 1 | 19 | 7 | 1 | 0 |
| Personal Care & Service Occupations | 39 | 197 | 32 | 165 | 8 | 50 | 12 | 67 | 9 | 38 | 3 | 10 |
| Animal Care & Service Workers | 39.20 | 1 | 0 | 1 | 0 | 1 | 0 | 0 | 0 | 0 | 0 | 0 |
| Entertainment Attendants & Related Workers | 39.30 | 9 | 4 | 5 | 1 | 0 | 0 | 3 | 1 | 0 | 2 | 2 |
| Funeral Service Workers | 39.40 | 1 | 1 | 0 | 1 | 0 | 0 | 0 | 0 | 0 | 0 | 0 |
| Personal Appearance Workers | 39.50 | 24 | 3 | 21 | 1 | 11 | 1 | 3 | 1 | 5 | 0 | 2 |
| Transportation, Tourism, & Lodging Attendants | 39.60 | 2 | 1 | 1 | 1 | 0 | 0 | 0 | 0 | 0 | 0 | 1 |
| Other Personal Care & Service Workers | 39.90 | 160 | 23 | 137 | 4 | 38 | 11 | 61 | 7 | 33 | 1 | 5 |
| Sales & Related Occupations | 41 | 1,350 | 584 | 766 | 358 | 310 | 96 | 200 | 86 | 206 | 44 | 50 |
| Supervisors of Sales Workers | 41.10 | 89 | 51 | 38 | 31 | 18 | 8 | 11 | 11 | 5 | 1 | 4 |
| Retail Sales Workers | 41.20 | 862 | 323 | 539 | 196 | 188 | 55 | 153 | 50 | 165 | 22 | 33 |
| Sales Representatives, Services | 41.30 | 209 | 113 | 96 | 80 | 57 | 13 | 14 | 12 | 17 | 8 | 8 |
| Sales Representatives, Wholesale & Manufacturing | 41.40 | 28 | 20 | 8 | 11 | 5 | 2 | 1 | 3 | 1 | 4 | 1 |
| Other Sales & Related Workers | 41.90 | 162 | 77 | 85 | 40 | 42 | 18 | 21 | 10 | 18 | 9 | 4 |
| Office & Administrative Support Occupations | 43 | 2,527 | 656 | 1,871 | 271 | 776 | 177 | 598 | 110 | 327 | 98 | 170 |
| Supervisors of Office & Admin. Support Workers | 43.10 | 13 | 2 | 11 | 1 | 6 | 1 | 3 | 0 | 1 | 0 | 1 |
| Communications Equipment Operators | 43.20 | 15 | 2 | 13 | 2 | 2 | 0 | 8 | 0 | 3 | 0 | 0 |
| Financial Clerks | 43.30 | 207 | 30 | 177 | 11 | 95 | 13 | 52 | 3 | 21 | 3 | 9 |
| Information & Record Clerks | 43.40 | 850 | 234 | 616 | 93 | 210 | 57 | 208 | 34 | 127 | 50 | 71 |
| Material Recording, Scheduling, Dispatch., & Distr. Workers | 43.50 | 254 | 197 | 57 | 73 | 19 | 58 | 17 | 45 | 15 | 21 | 6 |
| Secretaries & Administrative Assistants | 43.60 | 451 | 29 | 422 | 15 | 230 | 9 | 100 | 0 | 59 | 5 | 33 |
| Other Office & Administrative Support Workers | 43.90 | 737 | 162 | 575 | 76 | 214 | 39 | 210 | 28 | 101 | 19 | 50 |
| Farming, Fishing, & Forestry Occupations | 45 | 152 | 123 | 29 | 26 | 3 | 10 | 0 | 83 | 25 | 4 | 1 |
| Supervisors of Farming, Fishing, & Forestry Workers | 45.10 | 4 | 2 | 2 | 2 | 1 | 0 | 0 | 0 | 1 | 0 | 0 |
| Agricultural Workers | 45.20 | 125 | 101 | 24 | 14 | 1 | 6 | 0 | 77 | 22 | 4 | 1 |
| Fishing & Hunting Workers | 45.30 | 1 | 1 | 0 | 1 | 0 | 0 | 0 | 0 | 0 | 0 | 0 |
| Forest, Conservation, & Logging Workers | 45.40 | 4 | 3 | 1 | 2 | 0 | 0 | 0 | 1 | 1 | 0 | 0 |
| Other Farming, Fishing, & Forestry Workers | 45.90 | 18 | 16 | 2 | 7 | 1 | 4 | 0 | 5 | 1 | 0 | 0 |
| Construction & Extraction Occupations | 47 | 2,074 | 1,993 | 81 | 1,177 | 25 | 244 | 20 | 383 | 26 | 189 | 10 |
| Supervisors, Construction & Extraction Workers | 47.10 | 4 | 3 | 1 | 3 | 1 | 0 | 0 | 0 | 0 | 0 | 0 |
| Construction Trades Workers | 47.20 | 1,523 | 1,474 | 49 | 893 | 12 | 172 | 16 | 281 | 15 | 128 | 6 |
| Helpers, Construction Trades | 47.30 | 317 | 300 | 17 | 197 | 10 | 42 | 2 | 37 | 5 | 24 | 0 |

| Occupation | SOC Code | Total Applicants | Total Male | Total Female | White Male | White Female | Black Male | Black Female | Hispanic Male | Hispanic Female | Other Male | Other Female |
|--|-----------|------------------|--------------|--------------|------------|--------------|------------|--------------|---------------|-----------------|------------|--------------|
| Other Construction & Related Workers | 47.40 | 72 | 66 | 6 | 8 | 0 | 12 | 1 | 40 | 5 | 6 | 0 |
| Extraction Workers | 47.50 | 7 | 6 | 1 | 4 | 0 | 1 | 0 | 1 | 0 | 0 | 1 |
| Other Construction & Extraction Occupations | 47.90 | 151 | 144 | 7 | 72 | 2 | 17 | 1 | 24 | 1 | 31 | 3 |
| Installation, Maintenance, & Repair Occupations | 49 | 653 | 626 | 27 | 327 | 12 | 97 | 1 | 158 | 11 | 44 | 3 |
| Supervisors of Installation, Maintenance, & Repair Workers | 49.10 | 4 | 4 | 0 | 3 | 0 | 0 | 0 | 1 | 0 | 0 | 0 |
| Electrical & Electronic Equipment Mechanics, Installers | 49.20 | 92 | 87 | 5 | 55 | 4 | 12 | 0 | 14 | 0 | 6 | 1 |
| Vehicle & Mobile Equip. Mechanics, Installers, Repairers | 49.30 | 180 | 176 | 4 | 96 | 3 | 22 | 0 | 48 | 0 | 10 | 1 |
| Other Installation, Maintenance & Repair Occupations | 49.90 | 377 | 359 | 18 | 173 | 5 | 63 | 1 | 95 | 11 | 28 | 1 |
| Production Occupations | 51 | 2,024 | 1,404 | 620 | 522 | 203 | 333 | 110 | 383 | 252 | 166 | 55 |
| Assemblers & Fabricators | 51.20 | 72 | 49 | 23 | 18 | 10 | 12 | 6 | 16 | 7 | 3 | 0 |
| Food Processing Workers | 51.30 | 32 | 12 | 20 | 6 | 4 | 4 | 5 | 2 | 10 | 0 | 1 |
| Metal Workers & Plastic Workers | 51.40 | 631 | 512 | 119 | 225 | 46 | 99 | 14 | 121 | 47 | 67 | 12 |
| Printing Workers | 51.50 | 46 | 38 | 8 | 21 | 3 | 7 | 1 | 5 | 4 | 5 | 0 |
| Textile, Apparel, & Furnishings Workers | 51.60 | 33 | 6 | 27 | 3 | 7 | 1 | 3 | 1 | 14 | 1 | 3 |
| Woodworkers | 51.70 | 5 | 4 | 1 | 2 | 0 | 0 | 0 | 1 | 1 | 1 | 0 |
| Plant & System Operators | 51.80 | 5 | 3 | 2 | 1 | 2 | 0 | 0 | 1 | 0 | 1 | 0 |
| Other Production Occupations | 51.90 | 1,200 | 780 | 420 | 246 | 131 | 210 | 81 | 236 | 169 | 88 | 39 |
| Transportation & Material Moving Occupations | 53 | 1,165 | 980 | 185 | 360 | 62 | 292 | 45 | 213 | 60 | 115 | 18 |
| Supervisors of Transportation & Material Moving Workers | 53.10 | 6 | 6 | 0 | 2 | 0 | 1 | 0 | 1 | 0 | 2 | 0 |
| Air Transportation Workers | 53.20 | 7 | 5 | 2 | 1 | 2 | 1 | 0 | 2 | 0 | 1 | 0 |
| Motor Vehicle Operators | 53.30 | 648 | 558 | 90 | 240 | 36 | 168 | 23 | 107 | 27 | 43 | 4 |
| Rail Transportation Workers | 53.40 | 3 | 2 | 1 | 0 | 0 | 1 | 0 | 0 | 1 | 1 | 0 |
| Water Transportation Workers | 53.50 | 3 | 3 | 0 | 1 | 0 | 2 | 0 | 0 | 0 | 0 | 0 |
| Other Transportation Workers | 53.60 | 20 | 14 | 6 | 1 | 0 | 4 | 1 | 7 | 3 | 2 | 2 |
| Material Moving Workers | 53.70 | 434 | 353 | 81 | 97 | 22 | 100 | 19 | 91 | 29 | 65 | 11 |
| Other Transportation & Material Moving Occupations | 53.90 | 44 | 39 | 5 | 18 | 2 | 15 | 2 | 5 | 0 | 1 | 1 |
| Military Specific Occupations | 55 | 25 | 21 | 4 | 9 | 2 | 3 | 1 | 3 | 1 | 6 | 0 |
| Military Officer Special & Tactical Op's Leaders/Managers | 55.10 | 3 | 3 | 0 | 2 | 0 | 0 | 0 | 0 | 0 | 1 | 0 |
| First-Line Enlisted Military Supervisor/Managers | 55.20 | 1 | 1 | 0 | 0 | 0 | 0 | 0 | 0 | 0 | 1 | 0 |
| Military Enlisted Tactical Operations & Air/Weapon | 55.30 | 17 | 13 | 4 | 6 | 2 | 2 | 1 | 3 | 1 | 2 | 0 |
| Other Military Specific Occupations | 55.90 | 4 | 4 | 0 | 1 | 0 | 1 | 0 | 0 | 0 | 2 | 0 |
| Unknown/Unclassifiable Occupations | 99 | 1,340 | 729 | 611 | 253 | 165 | 132 | 107 | 110 | 182 | 234 | 157 |
| Unknown/Unclassifiable Occupations | 99.90 | 1,340 | 729 | 611 | 253 | 165 | 132 | 107 | 110 | 182 | 234 | 157 |

| Occupation | SOC Code | Total Applicants | Total Male | Total Female | White Male | White Female | Black Male | Black Female | Hispanic Male | Hispanic Female | Other Male | Other Female |
|---|-----------|------------------|--------------|--------------|--------------|--------------|--------------|--------------|---------------|-----------------|------------|--------------|
| Total - All Occupations | 00 | 10,740 | 6,401 | 4,339 | 3,397 | 1,965 | 1,141 | 1,163 | 1,295 | 813 | 568 | 398 |
| Management Occupations | 11 | 585 | 386 | 199 | 319 | 145 | 26 | 21 | 22 | 23 | 19 | 10 |
| Top Executives | 11.10 | 188 | 129 | 59 | 109 | 48 | 9 | 2 | 7 | 6 | 4 | 3 |
| Advertising, Marketing, Promotions, Public Rel. Occupations | 11.20 | 119 | 79 | 40 | 63 | 31 | 6 | 2 | 5 | 6 | 5 | 1 |
| Operations Specialties Managers | 11.30 | 116 | 66 | 50 | 55 | 38 | 4 | 5 | 3 | 4 | 4 | 3 |
| Other Management Occupations | 11.90 | 162 | 112 | 50 | 92 | 28 | 7 | 12 | 7 | 7 | 6 | 3 |
| Business & Financial Operations Occupations | 13 | 477 | 219 | 258 | 141 | 141 | 47 | 66 | 15 | 26 | 16 | 25 |
| Business Operations Specialists | 13.10 | 69 | 28 | 41 | 25 | 24 | 3 | 9 | 0 | 5 | 0 | 3 |
| Financial Specialists | 13.20 | 361 | 171 | 190 | 100 | 102 | 41 | 51 | 14 | 17 | 16 | 20 |
| Other Business & Financial Operations Occupations | 13.90 | 47 | 20 | 27 | 16 | 15 | 3 | 6 | 1 | 4 | 0 | 2 |
| Computer & Mathematical Occupations | 15 | 155 | 108 | 47 | 74 | 29 | 12 | 6 | 8 | 3 | 14 | 9 |
| Computer Specialists | 15.10 | 141 | 100 | 41 | 68 | 24 | 12 | 6 | 8 | 2 | 12 | 9 |
| Mathematical Scientists | 15.20 | 1 | 0 | 1 | 0 | 1 | 0 | 0 | 0 | 0 | 0 | 0 |
| Other Computer & Mathematical Occupations | 15.90 | 13 | 8 | 5 | 6 | 4 | 0 | 0 | 0 | 1 | 2 | 0 |
| Architecture & Engineering Occupations | 17 | 123 | 107 | 16 | 87 | 13 | 5 | 1 | 6 | 2 | 9 | 0 |
| Architects, Surveyors, & Cartographers | 17.10 | 14 | 8 | 6 | 8 | 6 | 0 | 0 | 0 | 0 | 0 | 0 |
| Engineers | 17.20 | 67 | 63 | 4 | 51 | 3 | 2 | 0 | 3 | 1 | 7 | 0 |
| Drafters, Engineering, & Mapping Technicians | 17.30 | 39 | 34 | 5 | 27 | 4 | 3 | 1 | 3 | 0 | 1 | 0 |
| Other Architecture & Engineering Occupations | 17.90 | 3 | 2 | 1 | 1 | 0 | 0 | 0 | 0 | 1 | 1 | 0 |
| Life, Physical, & Social Science Occupations | 19 | 61 | 32 | 29 | 19 | 15 | 4 | 6 | 5 | 1 | 4 | 7 |
| Life Scientists | 19.10 | 7 | 1 | 6 | 0 | 3 | 0 | 1 | 1 | 0 | 0 | 2 |
| Physical Scientists | 19.20 | 6 | 4 | 2 | 2 | 0 | 0 | 0 | 0 | 0 | 2 | 2 |
| Social Scientists & Related Workers | 19.30 | 30 | 16 | 14 | 12 | 8 | 1 | 4 | 2 | 0 | 1 | 2 |
| Life, Physical, & Social Science Technicians | 19.40 | 9 | 7 | 2 | 2 | 1 | 2 | 0 | 2 | 1 | 1 | 0 |
| Other Life, Physical, & Social Science Occupations | 19.90 | 9 | 4 | 5 | 3 | 3 | 1 | 1 | 0 | 0 | 0 | 1 |
| Community & Social Services Occupations | 21 | 158 | 64 | 94 | 18 | 26 | 31 | 42 | 10 | 16 | 5 | 10 |
| Counselors, Social Workers, Other Cmty. & Soc. Svcs. Wkrs. | 21.10 | 119 | 45 | 74 | 14 | 20 | 24 | 38 | 3 | 8 | 4 | 8 |
| Religious Workers | 21.20 | 1 | 1 | 0 | 0 | 0 | 1 | 0 | 0 | 0 | 0 | 0 |
| Other Community & Social Services Occupations | 21.90 | 38 | 18 | 20 | 4 | 6 | 6 | 4 | 7 | 8 | 1 | 2 |
| Legal Occupations | 23 | 42 | 8 | 34 | 5 | 20 | 1 | 3 | 1 | 6 | 1 | 5 |
| Lawyers, Judges, & Related Workers | 23.10 | 8 | 3 | 5 | 2 | 3 | 1 | 0 | 0 | 0 | 0 | 2 |
| Legal Support Workers | 23.20 | 31 | 5 | 26 | 3 | 15 | 0 | 3 | 1 | 6 | 1 | 2 |
| Other Legal Occupations | 23.90 | 3 | 0 | 3 | 0 | 2 | 0 | 0 | 0 | 0 | 0 | 1 |

| Occupation | SOC Code | Total Applicants | Total Male | Total Female | White Male | White Female | Black Male | Black Female | Hispanic Male | Hispanic Female | Other Male | Other Female |
|--|-----------|------------------|------------|--------------|------------|--------------|------------|--------------|---------------|-----------------|------------|--------------|
| Education, Training, & Library Occupations | 25 | 121 | 23 | 98 | 11 | 36 | 6 | 34 | 3 | 19 | 3 | 9 |
| Postsecondary Teachers | 25.10 | 24 | 7 | 17 | 2 | 5 | 3 | 7 | 1 | 4 | 1 | 1 |
| Primary, Secondary & Special Ed. Teachers | 25.20 | 33 | 7 | 26 | 7 | 10 | 0 | 9 | 0 | 4 | 0 | 3 |
| Other Teachers & Instructors | 25.30 | 7 | 2 | 5 | 1 | 1 | 1 | 3 | 0 | 0 | 0 | 1 |
| Librarians, Curators, & Archivists | 25.40 | 1 | 0 | 1 | 0 | 0 | 0 | 0 | 0 | 1 | 0 | 0 |
| Other Education, Training, & Library Occupations | 25.90 | 56 | 7 | 49 | 1 | 20 | 2 | 15 | 2 | 10 | 2 | 4 |
| Arts, Design, Entertainment, Sports, & Media Occupations | 27 | 98 | 58 | 40 | 40 | 28 | 6 | 5 | 5 | 5 | 7 | 2 |
| Art & Design Workers | 27.10 | 47 | 25 | 22 | 16 | 14 | 3 | 3 | 3 | 3 | 3 | 2 |
| Entertainers & Performers, Sports & Related Workers | 27.20 | 6 | 5 | 1 | 3 | 0 | 0 | 0 | 0 | 1 | 2 | 0 |
| Media & Communication Workers | 27.30 | 31 | 18 | 13 | 15 | 11 | 2 | 2 | 0 | 0 | 1 | 0 |
| Media & Communication Equipment Workers | 27.40 | 8 | 6 | 2 | 3 | 1 | 0 | 0 | 2 | 1 | 1 | 0 |
| Other Arts, Design, Entertainment, Sports, & Media Workers | 27.90 | 6 | 4 | 2 | 3 | 2 | 1 | 0 | 0 | 0 | 0 | 0 |
| Healthcare Practitioners & Technical Occupations | 29 | 159 | 32 | 127 | 22 | 65 | 6 | 36 | 3 | 19 | 1 | 7 |
| Health Diagnosing & Treating Practitioners | 29.10 | 51 | 4 | 47 | 4 | 26 | 0 | 6 | 0 | 9 | 0 | 6 |
| Health Technologists & Technicians | 29.20 | 75 | 20 | 55 | 16 | 30 | 1 | 19 | 3 | 5 | 0 | 1 |
| Other Healthcare Practitioners & Technical Occupations | 29.90 | 33 | 8 | 25 | 2 | 9 | 5 | 11 | 0 | 5 | 1 | 0 |
| Healthcare Support Occupations | 31 | 456 | 33 | 423 | 17 | 112 | 11 | 208 | 3 | 76 | 2 | 27 |
| Nursing, Psychiatric, & Home Health Aides | 31.10 | 326 | 20 | 306 | 9 | 61 | 8 | 167 | 2 | 56 | 1 | 22 |
| Occupational & Physical Therapist Assistants & Aides | 31.20 | 1 | 0 | 1 | 0 | 0 | 0 | 0 | 0 | 0 | 0 | 1 |
| Other Healthcare Support Occupations | 31.90 | 129 | 13 | 116 | 8 | 51 | 3 | 41 | 1 | 20 | 1 | 4 |
| Protective Service Occupations | 33 | 76 | 54 | 22 | 25 | 5 | 16 | 11 | 11 | 3 | 2 | 3 |
| Fire Fighting & Prevention Workers | 33.20 | 1 | 1 | 0 | 0 | 0 | 0 | 0 | 1 | 0 | 0 | 0 |
| Law Enforcement Workers | 33.30 | 14 | 10 | 4 | 6 | 2 | 1 | 2 | 2 | 0 | 1 | 0 |
| Other Protective Service Workers | 33.90 | 61 | 43 | 18 | 19 | 3 | 15 | 9 | 8 | 3 | 1 | 3 |
| Food Preparation & Serving Related Occupations | 35 | 452 | 224 | 228 | 89 | 109 | 87 | 62 | 33 | 36 | 15 | 21 |
| Supervisors of Food Preparation & Serving Workers | 35.10 | 55 | 44 | 11 | 31 | 8 | 9 | 2 | 2 | 1 | 2 | 0 |
| Cooks & Food Preparation Workers | 35.20 | 185 | 106 | 79 | 35 | 26 | 41 | 24 | 21 | 19 | 9 | 10 |
| Food & Beverage Serving Workers | 35.30 | 164 | 42 | 122 | 17 | 66 | 18 | 32 | 5 | 13 | 2 | 11 |
| Other Food Preparation & Serving Related Workers | 35.90 | 48 | 32 | 16 | 6 | 9 | 19 | 4 | 5 | 3 | 2 | 0 |
| Building & Grounds Cleaning & Maintenance Occupations | 37 | 436 | 366 | 70 | 153 | 19 | 58 | 19 | 131 | 28 | 24 | 4 |
| Supervisors of Bldg./Grounds Cleaning & Maintenance Wkrs. | 37.10 | 9 | 5 | 4 | 1 | 1 | 1 | 2 | 2 | 1 | 1 | 0 |
| Building Cleaning & Pest Control Workers | 37.20 | 140 | 87 | 53 | 34 | 13 | 26 | 16 | 22 | 22 | 5 | 2 |
| Grounds Maintenance Workers | 37.30 | 266 | 256 | 10 | 109 | 4 | 27 | 0 | 102 | 5 | 18 | 1 |
| Other Building & Grounds Cleaning & Maint. Occupations | 37.90 | 21 | 18 | 3 | 9 | 1 | 4 | 1 | 5 | 0 | 0 | 1 |

| Occupation | SOC Code | Total Applicants | Total Male | Total Female | White Male | White Female | Black Male | Black Female | Hispanic Male | Hispanic Female | Other Male | Other Female |
|---|-----------|------------------|--------------|--------------|------------|--------------|------------|--------------|---------------|-----------------|------------|--------------|
| Personal Care & Service Occupations | 39 | 89 | 12 | 77 | 3 | 30 | 4 | 29 | 1 | 12 | 4 | 6 |
| Supervisors of Personal Care & Service Workers | 39.10 | 3 | 0 | 3 | 0 | 1 | 0 | 2 | 0 | 0 | 0 | 0 |
| Animal Care & Service Workers | 39.20 | 1 | 0 | 1 | 0 | 1 | 0 | 0 | 0 | 0 | 0 | 0 |
| Entertainment Attendants & Related Workers | 39.30 | 1 | 1 | 0 | 0 | 0 | 1 | 0 | 0 | 0 | 0 | 0 |
| Personal Appearance Workers | 39.50 | 16 | 1 | 15 | 0 | 11 | 0 | 3 | 0 | 1 | 1 | 0 |
| Transportation, Tourism, & Lodging Attendants | 39.60 | 2 | 1 | 1 | 0 | 0 | 0 | 1 | 0 | 0 | 1 | 0 |
| Other Personal Care & Service Workers | 39.90 | 66 | 9 | 57 | 3 | 17 | 3 | 23 | 1 | 11 | 2 | 6 |
| Sales & Related Occupations | 41 | 816 | 392 | 424 | 244 | 176 | 75 | 139 | 39 | 80 | 34 | 29 |
| Supervisors of Sales Workers | 41.10 | 76 | 37 | 39 | 29 | 23 | 5 | 9 | 1 | 6 | 2 | 1 |
| Retail Sales Workers | 41.20 | 513 | 228 | 285 | 136 | 95 | 43 | 106 | 23 | 61 | 26 | 23 |
| Sales Representatives, Services | 41.30 | 89 | 53 | 36 | 34 | 25 | 10 | 7 | 5 | 4 | 4 | 0 |
| Sales Representatives, Wholesale & Manufacturing | 41.40 | 18 | 15 | 3 | 12 | 2 | 2 | 0 | 1 | 1 | 0 | 0 |
| Other Sales & Related Workers | 41.90 | 120 | 59 | 61 | 33 | 31 | 15 | 17 | 9 | 8 | 2 | 5 |
| Office & Administrative Support Occupations | 43 | 1,769 | 498 | 1,271 | 255 | 706 | 110 | 317 | 70 | 152 | 63 | 96 |
| Supervisors of Office & Admin. Support Workers | 43.10 | 7 | 1 | 6 | 1 | 5 | 0 | 1 | 0 | 0 | 0 | 0 |
| Communications Equipment Operators | 43.20 | 6 | 0 | 6 | 0 | 2 | 0 | 3 | 0 | 1 | 0 | 0 |
| Financial Clerks | 43.30 | 154 | 10 | 144 | 5 | 99 | 1 | 19 | 3 | 18 | 1 | 8 |
| Information & Record Clerks | 43.40 | 743 | 258 | 485 | 142 | 215 | 47 | 156 | 30 | 68 | 39 | 46 |
| Material Recording, Scheduling, Dispatch., & Distr. Workers | 43.50 | 159 | 115 | 44 | 39 | 20 | 42 | 16 | 22 | 5 | 12 | 3 |
| Secretaries & Administrative Assistants | 43.60 | 356 | 23 | 333 | 16 | 223 | 4 | 64 | 1 | 28 | 2 | 18 |
| Other Office & Administrative Support Workers | 43.90 | 344 | 91 | 253 | 52 | 142 | 16 | 58 | 14 | 32 | 9 | 21 |
| Farming, Fishing, & Forestry Occupations | 45 | 167 | 121 | 46 | 9 | 3 | 2 | 2 | 92 | 35 | 18 | 6 |
| Agricultural Workers | 45.20 | 153 | 110 | 43 | 5 | 2 | 1 | 1 | 87 | 34 | 17 | 6 |
| Fishing & Hunting Workers | 45.30 | 2 | 2 | 0 | 0 | 0 | 1 | 0 | 0 | 0 | 1 | 0 |
| Forest, Conservation, & Logging Workers | 45.40 | 2 | 1 | 1 | 1 | 0 | 0 | 1 | 0 | 0 | 0 | 0 |
| Other Farming, Fishing, & Forestry Workers | 45.90 | 10 | 8 | 2 | 3 | 1 | 0 | 0 | 5 | 1 | 0 | 0 |
| Construction & Extraction Occupations | 47 | 1,433 | 1,395 | 38 | 811 | 9 | 148 | 7 | 331 | 13 | 105 | 9 |
| Supervisors of Construction & Extraction Workers | 47.10 | 5 | 5 | 0 | 4 | 0 | 1 | 0 | 0 | 0 | 0 | 0 |
| Construction Trades Workers | 47.20 | 1,102 | 1,076 | 26 | 620 | 8 | 111 | 5 | 258 | 6 | 87 | 7 |
| Helpers, Construction Trades | 47.30 | 160 | 156 | 4 | 84 | 1 | 15 | 1 | 47 | 2 | 10 | 0 |
| Other Construction & Related Workers | 47.40 | 28 | 23 | 5 | 7 | 0 | 8 | 1 | 7 | 4 | 1 | 0 |
| Extraction Workers | 47.50 | 1 | 1 | 0 | 1 | 0 | 0 | 0 | 0 | 0 | 0 | 0 |
| Other Construction & Extraction Occupations | 47.90 | 137 | 134 | 3 | 95 | 0 | 13 | 0 | 19 | 1 | 7 | 2 |

| Occupation | SOC Code | Total Applicants | Total Male | Total Female | White Male | White Female | Black Male | Black Female | Hispanic Male | Hispanic Female | Other Male | Other Female |
|--|-----------|------------------|------------|--------------|------------|--------------|------------|--------------|---------------|-----------------|------------|--------------|
| Installation, Maintenance, & Repair Occupations | 49 | 474 | 454 | 20 | 266 | 6 | 86 | 9 | 68 | 4 | 34 | 1 |
| Supervisors of Installation, Maintenance, & Repair Workers | 49.10 | 2 | 2 | 0 | 2 | 0 | 0 | 0 | 0 | 0 | 0 | 0 |
| Electrical & Electronic Equipment Mechanics, Installers | 49.20 | 57 | 55 | 2 | 33 | 1 | 14 | 1 | 4 | 0 | 4 | 0 |
| Vehicle & Mobile Equip. Mechanics, Installers, Repairers | 49.30 | 107 | 104 | 3 | 63 | 1 | 14 | 2 | 17 | 0 | 10 | 0 |
| Other Installation, Maintenance & Repair Occupations | 49.90 | 308 | 293 | 15 | 168 | 4 | 58 | 6 | 47 | 4 | 20 | 1 |
| Production Occupations | 51 | 1,209 | 856 | 353 | 360 | 102 | 165 | 49 | 263 | 157 | 68 | 45 |
| Supervisors of Production Workers | 51.10 | 6 | 6 | 0 | 4 | 0 | 0 | 0 | 2 | 0 | 0 | 0 |
| Assemblers & Fabricators | 51.20 | 30 | 19 | 11 | 11 | 4 | 5 | 1 | 1 | 5 | 2 | 1 |
| Food Processing Workers | 51.30 | 12 | 4 | 8 | 1 | 4 | 1 | 2 | 2 | 2 | 0 | 0 |
| Metal Workers & Plastic Workers | 51.40 | 409 | 336 | 73 | 150 | 23 | 59 | 7 | 106 | 33 | 21 | 10 |
| Printing Workers | 51.50 | 88 | 77 | 11 | 48 | 3 | 15 | 1 | 9 | 4 | 5 | 3 |
| Textile, Apparel, & Furnishings Workers | 51.60 | 18 | 5 | 13 | 2 | 7 | 1 | 0 | 2 | 4 | 0 | 2 |
| Woodworkers | 51.70 | 1 | 1 | 0 | 1 | 0 | 0 | 0 | 0 | 0 | 0 | 0 |
| Plant & System Operators | 51.80 | 2 | 2 | 0 | 0 | 0 | 0 | 0 | 0 | 0 | 2 | 0 |
| Other Production Occupations | 51.90 | 643 | 406 | 237 | 143 | 61 | 84 | 38 | 141 | 109 | 38 | 29 |
| Transportation & Material Moving Occupations | 53 | 662 | 573 | 89 | 257 | 33 | 152 | 15 | 124 | 35 | 40 | 6 |
| Supervisors of Transportation & Material Moving Workers | 53.10 | 6 | 4 | 2 | 3 | 1 | 0 | 1 | 1 | 0 | 0 | 0 |
| Air Transportation Workers | 53.20 | 3 | 3 | 0 | 3 | 0 | 0 | 0 | 0 | 0 | 0 | 0 |
| Motor Vehicle Operators | 53.30 | 335 | 302 | 33 | 152 | 22 | 75 | 4 | 52 | 4 | 23 | 3 |
| Rail Transportation Workers | 53.40 | 1 | 1 | 0 | 1 | 0 | 0 | 0 | 0 | 0 | 0 | 0 |
| Water Transportation Workers | 53.50 | 2 | 1 | 1 | 0 | 0 | 0 | 1 | 1 | 0 | 0 | 0 |
| Other Transportation Workers | 53.60 | 11 | 11 | 0 | 5 | 0 | 4 | 0 | 2 | 0 | 0 | 0 |
| Material Moving Workers | 53.70 | 282 | 230 | 52 | 84 | 10 | 66 | 9 | 66 | 30 | 14 | 3 |
| Other Transportation & Material Moving Occupations | 53.90 | 22 | 21 | 1 | 9 | 0 | 7 | 0 | 2 | 1 | 3 | 0 |
| Military Specific Occupations | 55 | 5 | 2 | 3 | 0 | 1 | 2 | 2 | 0 | 0 | 0 | 0 |
| Military Officer Special & Tactical Operations Leaders/Mgrs. | 55.10 | 1 | 0 | 1 | 0 | 0 | 0 | 1 | 0 | 0 | 0 | 0 |
| Military Enlisted Tactical Operations & Air/Weapon | 55.30 | 2 | 2 | 0 | 0 | 0 | 2 | 0 | 0 | 0 | 0 | 0 |
| Other Military Specific Occupations | 55.90 | 2 | 0 | 2 | 0 | 1 | 0 | 1 | 0 | 0 | 0 | 0 |
| Unknown/Unclassifiable Occupations | 99 | 717 | 384 | 333 | 172 | 136 | 81 | 74 | 51 | 62 | 80 | 61 |
| Unknown/Unclassifiable Occupations | 99.90 | 717 | 384 | 333 | 172 | 136 | 81 | 74 | 51 | 62 | 80 | 61 |

| Occupation | SOC Code | Total Applicants | Total Male | Total Female | White Male | White Female | Black Male | Black Female | Hispanic Male | Hispanic Female | Other Male | Other Female |
|---|-----------|------------------|--------------|--------------|--------------|--------------|------------|--------------|---------------|-----------------|------------|--------------|
| Total - All Occupations | 00 | 5,289 | 3,021 | 2,268 | 2,048 | 1,414 | 373 | 364 | 322 | 285 | 278 | 205 |
| Management Occupations | 11 | 343 | 197 | 146 | 163 | 118 | 15 | 6 | 7 | 7 | 12 | 15 |
| Top Executives | 11.10 | 106 | 61 | 45 | 52 | 38 | 5 | 2 | 0 | 3 | 4 | 2 |
| Advertising, Marketing, Promotions, Public Rel. Occupations | 11.20 | 56 | 33 | 23 | 30 | 15 | 2 | 1 | 1 | 3 | 0 | 4 |
| Operations Specialties Managers | 11.30 | 41 | 22 | 19 | 17 | 17 | 3 | 2 | 1 | 0 | 1 | 0 |
| Other Management Occupations | 11.90 | 140 | 81 | 59 | 64 | 48 | 5 | 1 | 5 | 1 | 7 | 9 |
| Business & Financial Operations Occupations | 13 | 222 | 106 | 116 | 71 | 74 | 17 | 16 | 12 | 12 | 6 | 14 |
| Business Operations Specialists | 13.10 | 42 | 17 | 25 | 11 | 17 | 1 | 3 | 3 | 3 | 2 | 2 |
| Financial Specialists | 13.20 | 162 | 86 | 76 | 59 | 47 | 15 | 11 | 8 | 8 | 4 | 10 |
| Other Business & Financial Operations Occupations | 13.90 | 18 | 3 | 15 | 1 | 10 | 1 | 2 | 1 | 1 | 0 | 2 |
| Computer & Mathematical Occupations | 15 | 74 | 54 | 20 | 40 | 7 | 6 | 4 | 3 | 3 | 5 | 6 |
| Computer Specialists | 15.10 | 67 | 48 | 19 | 35 | 7 | 5 | 4 | 3 | 2 | 5 | 6 |
| Mathematical Scientists | 15.20 | 3 | 2 | 1 | 1 | 0 | 1 | 0 | 0 | 1 | 0 | 0 |
| Other Computer & Mathematical Occupations | 15.90 | 4 | 4 | 0 | 4 | 0 | 0 | 0 | 0 | 0 | 0 | 0 |
| Architecture & Engineering Occupations | 17 | 80 | 67 | 13 | 56 | 8 | 3 | 0 | 5 | 0 | 3 | 5 |
| Architects, Surveyors, & Cartographers | 17.10 | 5 | 3 | 2 | 3 | 2 | 0 | 0 | 0 | 0 | 0 | 0 |
| Engineers | 17.20 | 47 | 39 | 8 | 33 | 4 | 1 | 0 | 3 | 0 | 2 | 4 |
| Drafters, Engineering, & Mapping Technicians | 17.30 | 26 | 23 | 3 | 18 | 2 | 2 | 0 | 2 | 0 | 1 | 1 |
| Other Architecture & Engineering Occupations | 17.90 | 2 | 2 | 0 | 2 | 0 | 0 | 0 | 0 | 0 | 0 | 0 |
| Life, Physical, & Social Science Occupations | 19 | 30 | 15 | 15 | 12 | 9 | 2 | 2 | 0 | 2 | 1 | 2 |
| Life Scientists | 19.10 | 6 | 1 | 5 | 1 | 3 | 0 | 0 | 0 | 2 | 0 | 0 |
| Physical Scientists | 19.20 | 3 | 2 | 1 | 2 | 0 | 0 | 0 | 0 | 0 | 0 | 1 |
| Social Scientists & Related Workers | 19.30 | 10 | 2 | 8 | 1 | 5 | 0 | 2 | 0 | 0 | 1 | 1 |
| Life, Physical, & Social Science Technicians | 19.40 | 7 | 7 | 0 | 6 | 0 | 1 | 0 | 0 | 0 | 0 | 0 |
| Other Life, Physical, & Social Science Occupations | 19.90 | 4 | 3 | 1 | 2 | 1 | 1 | 0 | 0 | 0 | 0 | 0 |
| Community & Social Services Occupations | 21 | 82 | 32 | 50 | 16 | 30 | 10 | 12 | 3 | 3 | 3 | 5 |
| Counselors, Social Workers, Other Cmty. & Soc. Svcs. Wkrs. | 21.10 | 73 | 26 | 47 | 12 | 29 | 9 | 11 | 3 | 2 | 2 | 5 |
| Religious Workers | 21.20 | 1 | 0 | 1 | 0 | 0 | 0 | 0 | 0 | 1 | 0 | 0 |
| Other Community & Social Services Occupations | 21.90 | 8 | 6 | 2 | 4 | 1 | 1 | 1 | 0 | 0 | 1 | 0 |
| Legal Occupations | 23 | 30 | 10 | 20 | 3 | 14 | 3 | 3 | 1 | 3 | 3 | 0 |
| Lawyers, Judges, & Related Workers | 23.10 | 9 | 4 | 5 | 2 | 3 | 0 | 1 | 0 | 1 | 2 | 0 |
| Legal Support Workers | 23.20 | 13 | 3 | 10 | 0 | 9 | 2 | 0 | 1 | 1 | 0 | 0 |
| Other Legal Occupations | 23.90 | 8 | 3 | 5 | 1 | 2 | 1 | 2 | 0 | 1 | 1 | 0 |

| Occupation | SOC Code | Total Applicants | Total Male | Total Female | White Male | White Female | Black Male | Black Female | Hispanic Male | Hispanic Female | Other Male | Other Female |
|--|-----------|------------------|------------|--------------|------------|--------------|------------|--------------|---------------|-----------------|------------|--------------|
| Education, Training, & Library Occupations | 25 | 69 | 23 | 46 | 15 | 29 | 5 | 8 | 2 | 5 | 1 | 4 |
| Postsecondary Teachers | 25.10 | 16 | 7 | 9 | 4 | 4 | 2 | 2 | 1 | 2 | 0 | 1 |
| Primary, Secondary & Special Ed. Teachers | 25.20 | 12 | 1 | 11 | 1 | 8 | 0 | 2 | 0 | 1 | 0 | 0 |
| Other Teachers & Instructors | 25.30 | 6 | 3 | 3 | 3 | 2 | 0 | 1 | 0 | 0 | 0 | 0 |
| Librarians, Curators, & Archivists | 25.40 | 1 | 1 | 0 | 1 | 0 | 0 | 0 | 0 | 0 | 0 | 0 |
| Other Education, Training, & Library Occupations | 25.90 | 34 | 11 | 23 | 6 | 15 | 3 | 3 | 1 | 2 | 1 | 3 |
| Arts, Design, Entertainment, Sports, & Media Occupations | 27 | 70 | 33 | 37 | 24 | 34 | 3 | 2 | 2 | 1 | 4 | 0 |
| Art & Design Workers | 27.10 | 35 | 17 | 18 | 16 | 16 | 0 | 1 | 0 | 1 | 1 | 0 |
| Entertainers & Performers, Sports & Related Workers | 27.20 | 7 | 5 | 2 | 2 | 2 | 1 | 0 | 2 | 0 | 0 | 0 |
| Media & Communication Workers | 27.30 | 20 | 6 | 14 | 3 | 13 | 0 | 1 | 0 | 0 | 3 | 0 |
| Media & Communication Equipment Workers | 27.40 | 5 | 4 | 1 | 2 | 1 | 2 | 0 | 0 | 0 | 0 | 0 |
| Other Arts, Design, Entertainment, Sports, & Media Workers | 27.90 | 3 | 1 | 2 | 1 | 2 | 0 | 0 | 0 | 0 | 0 | 0 |
| Healthcare Practitioners & Technical Occupations | 29 | 90 | 17 | 73 | 9 | 48 | 3 | 15 | 3 | 6 | 2 | 4 |
| Health Diagnosing & Treating Practitioners | 29.10 | 25 | 4 | 21 | 3 | 18 | 1 | 2 | 0 | 1 | 0 | 0 |
| Health Technologists & Technicians | 29.20 | 45 | 7 | 38 | 3 | 24 | 1 | 9 | 2 | 3 | 1 | 2 |
| Other Healthcare Practitioners & Technical Occupations | 29.90 | 20 | 6 | 14 | 3 | 6 | 1 | 4 | 1 | 2 | 1 | 2 |
| Healthcare Support Occupations | 31 | 259 | 27 | 232 | 8 | 103 | 12 | 82 | 7 | 30 | 0 | 17 |
| Nursing, Psychiatric, & Home Health Aides | 31.10 | 169 | 20 | 149 | 6 | 66 | 10 | 52 | 4 | 20 | 0 | 11 |
| Occupational & Physical Therapist Assistants & Aides | 31.20 | 2 | 1 | 1 | 0 | 0 | 0 | 0 | 1 | 0 | 0 | 1 |
| Other Healthcare Support Occupations | 31.90 | 88 | 6 | 82 | 2 | 37 | 2 | 30 | 2 | 10 | 0 | 5 |
| Protective Service Occupations | 33 | 83 | 62 | 21 | 38 | 12 | 9 | 4 | 6 | 3 | 9 | 2 |
| Fire Fighting & Prevention Workers | 33.20 | 1 | 1 | 0 | 0 | 0 | 0 | 0 | 0 | 0 | 1 | 0 |
| Law Enforcement Workers | 33.30 | 8 | 5 | 3 | 4 | 0 | 0 | 2 | 1 | 1 | 0 | 0 |
| Other Protective Service Workers | 33.90 | 74 | 56 | 18 | 34 | 12 | 9 | 2 | 5 | 2 | 8 | 2 |
| Food Preparation & Serving Related Occupations | 35 | 375 | 192 | 183 | 95 | 121 | 43 | 27 | 37 | 25 | 17 | 10 |
| Supervisors of Food Preparation & Serving Workers | 35.10 | 42 | 32 | 10 | 22 | 6 | 6 | 1 | 3 | 1 | 1 | 2 |
| Cooks & Food Preparation Workers | 35.20 | 138 | 95 | 43 | 38 | 25 | 26 | 12 | 20 | 6 | 11 | 0 |
| Food & Beverage Serving Workers | 35.30 | 151 | 44 | 107 | 21 | 81 | 11 | 9 | 9 | 12 | 3 | 5 |
| Other Food Preparation & Serving Related Workers | 35.90 | 44 | 21 | 23 | 14 | 9 | 0 | 5 | 5 | 6 | 2 | 3 |
| Building & Grounds Cleaning & Maintenance Occupations | 37 | 249 | 154 | 95 | 71 | 35 | 26 | 16 | 41 | 40 | 16 | 4 |
| Supervisors of Bldg./Grounds Cleaning & Maintenance Wkrs. | 37.10 | 11 | 2 | 9 | 1 | 3 | 1 | 2 | 0 | 4 | 0 | 0 |
| Building Cleaning & Pest Control Workers | 37.20 | 134 | 57 | 77 | 18 | 26 | 18 | 12 | 18 | 35 | 3 | 4 |
| Grounds Maintenance Workers | 37.30 | 91 | 84 | 7 | 46 | 5 | 4 | 1 | 21 | 1 | 13 | 0 |
| Other Building & Grounds Cleaning & Maint. Occupations | 37.90 | 13 | 11 | 2 | 6 | 1 | 3 | 1 | 2 | 0 | 0 | 0 |

| Occupation | SOC Code | Total Applicants | Total Male | Total Female | White Male | White Female | Black Male | Black Female | Hispanic Male | Hispanic Female | Other Male | Other Female |
|---|-----------|------------------|------------|--------------|------------|--------------|------------|--------------|---------------|-----------------|------------|--------------|
| Personal Care & Service Occupations | 39 | 156 | 71 | 85 | 27 | 36 | 16 | 22 | 13 | 13 | 15 | 14 |
| Supervisors of Personal Care & Service Workers | 39.10 | 9 | 8 | 1 | 5 | 1 | 1 | 0 | 0 | 0 | 2 | 0 |
| Animal Care & Service Workers | 39.20 | 1 | 0 | 1 | 0 | 1 | 0 | 0 | 0 | 0 | 0 | 0 |
| Entertainment Attendants & Related Workers | 39.30 | 92 | 54 | 38 | 19 | 14 | 12 | 6 | 12 | 9 | 11 | 9 |
| Personal Appearance Workers | 39.50 | 11 | 4 | 7 | 1 | 4 | 1 | 1 | 1 | 1 | 1 | 1 |
| Transportation, Tourism, & Lodging Attendants | 39.60 | 3 | 0 | 3 | 0 | 1 | 0 | 1 | 0 | 0 | 0 | 1 |
| Other Personal Care & Service Workers | 39.90 | 40 | 5 | 35 | 2 | 15 | 2 | 14 | 0 | 3 | 1 | 3 |
| Sales & Related Occupations | 41 | 434 | 190 | 244 | 131 | 148 | 23 | 41 | 13 | 35 | 23 | 20 |
| Supervisors of Sales Workers | 41.10 | 38 | 27 | 11 | 21 | 10 | 1 | 1 | 2 | 0 | 3 | 0 |
| Retail Sales Workers | 41.20 | 310 | 118 | 192 | 72 | 107 | 18 | 34 | 9 | 32 | 19 | 19 |
| Sales Representatives, Services | 41.30 | 37 | 21 | 16 | 18 | 13 | 1 | 1 | 1 | 2 | 1 | 0 |
| Sales Representatives, Wholesale & Manufacturing | 41.40 | 5 | 2 | 3 | 2 | 3 | 0 | 0 | 0 | 0 | 0 | 0 |
| Other Sales & Related Workers | 41.90 | 44 | 22 | 22 | 18 | 15 | 3 | 5 | 1 | 1 | 0 | 1 |
| Office & Administrative Support Occupations | 43 | 817 | 254 | 563 | 164 | 393 | 34 | 63 | 20 | 54 | 36 | 53 |
| Supervisors of Office & Admin. Support Workers | 43.10 | 9 | 2 | 7 | 2 | 5 | 0 | 0 | 0 | 1 | 0 | 1 |
| Communications Equipment Operators | 43.20 | 4 | 1 | 3 | 0 | 1 | 0 | 1 | 0 | 1 | 1 | 0 |
| Financial Clerks | 43.30 | 63 | 9 | 54 | 7 | 40 | 1 | 8 | 0 | 4 | 1 | 2 |
| Information & Record Clerks | 43.40 | 348 | 122 | 226 | 81 | 147 | 13 | 26 | 6 | 22 | 22 | 31 |
| Material Recording, Scheduling, Dispatch., & Distr. Workers | 43.50 | 78 | 64 | 14 | 39 | 10 | 10 | 3 | 12 | 1 | 3 | 0 |
| Secretaries & Administrative Assistants | 43.60 | 143 | 11 | 132 | 8 | 106 | 1 | 10 | 1 | 9 | 1 | 7 |
| Other Office & Administrative Support Workers | 43.90 | 172 | 45 | 127 | 27 | 84 | 9 | 15 | 1 | 16 | 8 | 12 |
| Farming, Fishing, & Forestry Occupations | 45 | 13 | 7 | 6 | 5 | 5 | 0 | 1 | 1 | 0 | 1 | 0 |
| Agricultural Workers | 45.20 | 9 | 3 | 6 | 2 | 5 | 0 | 1 | 1 | 0 | 0 | 0 |
| Forest, Conservation, & Logging Workers | 45.40 | 3 | 3 | 0 | 2 | 0 | 0 | 0 | 0 | 0 | 1 | 0 |
| Other Farming, Fishing, & Forestry Workers | 45.90 | 1 | 1 | 0 | 1 | 0 | 0 | 0 | 0 | 0 | 0 | 0 |
| Construction & Extraction Occupations | 47 | 682 | 657 | 25 | 542 | 23 | 39 | 0 | 32 | 2 | 44 | 0 |
| Supervisors of Construction & Extraction Workers | 47.10 | 4 | 4 | 0 | 4 | 0 | 0 | 0 | 0 | 0 | 0 | 0 |
| Construction Trades Workers | 47.20 | 538 | 522 | 16 | 431 | 16 | 31 | 0 | 26 | 0 | 34 | 0 |
| Helpers, Construction Trades | 47.30 | 56 | 50 | 6 | 40 | 4 | 3 | 0 | 3 | 2 | 4 | 0 |
| Other Construction & Related Workers | 47.40 | 9 | 9 | 0 | 6 | 0 | 1 | 0 | 1 | 0 | 1 | 0 |
| Extraction Workers | 47.50 | 2 | 2 | 0 | 2 | 0 | 0 | 0 | 0 | 0 | 0 | 0 |
| Other Construction & Extraction Occupations | 47.90 | 73 | 70 | 3 | 59 | 3 | 4 | 0 | 2 | 0 | 5 | 0 |
| Installation, Maintenance, & Repair Occupations | 49 | 246 | 232 | 14 | 161 | 8 | 27 | 2 | 31 | 0 | 13 | 4 |
| Supervisors of Installation, Maintenance, & Repair Workers | 49.10 | 4 | 3 | 1 | 3 | 0 | 0 | 1 | 0 | 0 | 0 | 0 |

| Occupation | SOC Code | Total Applicants | Total Male | Total Female | White Male | White Female | Black Male | Black Female | Hispanic Male | Hispanic Female | Other Male | Other Female |
|---|-----------|------------------|------------|--------------|------------|--------------|------------|--------------|---------------|-----------------|------------|--------------|
| Electrical & Electronic Equipment Mechanics, Installers | 49.20 | 34 | 31 | 3 | 25 | 1 | 3 | 1 | 0 | 0 | 3 | 1 |
| Vehicle & Mobile Equip. Mechanics, Installers, Repairers | 49.30 | 64 | 63 | 1 | 49 | 1 | 0 | 0 | 11 | 0 | 3 | 0 |
| Other Installation, Maintenance & Repair Occupations | 49.90 | 144 | 135 | 9 | 84 | 6 | 24 | 0 | 20 | 0 | 7 | 3 |
| Production Occupations | 51 | 343 | 260 | 83 | 160 | 44 | 33 | 9 | 49 | 22 | 18 | 8 |
| Supervisors of Production Workers | 51.10 | 3 | 3 | 0 | 3 | 0 | 0 | 0 | 0 | 0 | 0 | 0 |
| Assemblers & Fabricators | 51.20 | 11 | 5 | 6 | 2 | 1 | 3 | 0 | 0 | 4 | 0 | 1 |
| Food Processing Workers | 51.30 | 8 | 3 | 5 | 3 | 0 | 0 | 1 | 0 | 3 | 0 | 1 |
| Metal Workers & Plastic Workers | 51.40 | 98 | 88 | 10 | 48 | 6 | 10 | 0 | 25 | 3 | 5 | 1 |
| Printing Workers | 51.50 | 11 | 11 | 0 | 9 | 0 | 1 | 0 | 1 | 0 | 0 | 0 |
| Textile, Apparel, & Furnishings Workers | 51.60 | 16 | 5 | 11 | 2 | 3 | 0 | 3 | 2 | 2 | 1 | 3 |
| Woodworkers | 51.70 | 1 | 1 | 0 | 1 | 0 | 0 | 0 | 0 | 0 | 0 | 0 |
| Plant & System Operators | 51.80 | 6 | 6 | 0 | 5 | 0 | 0 | 0 | 0 | 0 | 1 | 0 |
| Other Production Occupations | 51.90 | 189 | 138 | 51 | 87 | 34 | 19 | 5 | 21 | 10 | 11 | 2 |
| Transportation & Material Moving Occupations | 53 | 252 | 216 | 36 | 140 | 26 | 34 | 6 | 23 | 1 | 19 | 3 |
| Supervisors of Transportation & Material Moving Workers | 53.10 | 4 | 4 | 0 | 1 | 0 | 0 | 0 | 1 | 0 | 2 | 0 |
| Air Transportation Workers | 53.20 | 3 | 3 | 0 | 3 | 0 | 0 | 0 | 0 | 0 | 0 | 0 |
| Motor Vehicle Operators | 53.30 | 119 | 101 | 18 | 67 | 14 | 16 | 3 | 8 | 0 | 10 | 1 |
| Rail Transportation Workers | 53.40 | 3 | 3 | 0 | 2 | 0 | 1 | 0 | 0 | 0 | 0 | 0 |
| Water Transportation Workers | 53.50 | 3 | 2 | 1 | 2 | 1 | 0 | 0 | 0 | 0 | 0 | 0 |
| Other Transportation Workers | 53.60 | 15 | 12 | 3 | 8 | 1 | 2 | 1 | 1 | 1 | 1 | 0 |
| Material Moving Workers | 53.70 | 98 | 85 | 13 | 53 | 9 | 14 | 2 | 12 | 0 | 6 | 2 |
| Other Transportation & Material Moving Occupations | 53.90 | 7 | 6 | 1 | 4 | 1 | 1 | 0 | 1 | 0 | 0 | 0 |
| Military Specific Occupations | 55 | 5 | 5 | 0 | 3 | 0 | 0 | 0 | 1 | 0 | 1 | 0 |
| Military Officer Special & Tactical Op's Leaders/Managers | 55.10 | 1 | 1 | 0 | 0 | 0 | 0 | 0 | 1 | 0 | 0 | 0 |
| Military Enlisted Tactical Operations & Air/Weapon | 55.30 | 4 | 4 | 0 | 3 | 0 | 0 | 0 | 0 | 0 | 1 | 0 |
| Unknown/Unclassifiable Occupations | 99 | 285 | 140 | 145 | 94 | 89 | 10 | 23 | 10 | 18 | 26 | 15 |
| Unknown/Unclassifiable Occupations | 99.90 | 285 | 140 | 145 | 94 | 89 | 10 | 23 | 10 | 18 | 26 | 15 |

| Occupation | SOC Code | Total Applicants | Total Male | Total Female | White Male | White Female | Black Male | Black Female | Hispanic Male | Hispanic Female | Other Male | Other Female |
|---|-----------|------------------|--------------|--------------|--------------|--------------|------------|--------------|---------------|-----------------|------------|--------------|
| Total - All Occupations | 00 | 1,865 | 1,221 | 644 | 1,001 | 497 | 45 | 31 | 66 | 62 | 109 | 54 |
| Management Occupations | 11 | 100 | 78 | 22 | 68 | 21 | 1 | 0 | 2 | 0 | 7 | 1 |
| Top Executives | 11.10 | 34 | 26 | 8 | 21 | 8 | 1 | 0 | 1 | 0 | 3 | 0 |
| Advertising, Marketing, Promotions, Public Rel. Occupations | 11.20 | 17 | 17 | 0 | 16 | 0 | 0 | 0 | 0 | 0 | 1 | 0 |
| Operations Specialties Managers | 11.30 | 24 | 16 | 8 | 15 | 7 | 0 | 0 | 0 | 0 | 1 | 1 |
| Other Management Occupations | 11.90 | 25 | 19 | 6 | 16 | 6 | 0 | 0 | 1 | 0 | 2 | 0 |
| Business & Financial Operations Occupations | 13 | 36 | 16 | 20 | 14 | 18 | 1 | 0 | 0 | 1 | 1 | 1 |
| Business Operations Specialists | 13.10 | 12 | 5 | 7 | 4 | 7 | 0 | 0 | 0 | 0 | 1 | 0 |
| Financial Specialists | 13.20 | 22 | 11 | 11 | 10 | 10 | 1 | 0 | 0 | 0 | 0 | 1 |
| Other Business & Financial Operations Occupations | 13.90 | 2 | 0 | 2 | 0 | 1 | 0 | 0 | 0 | 1 | 0 | 0 |
| Computer & Mathematical Occupations | 15 | 37 | 33 | 4 | 27 | 4 | 2 | 0 | 1 | 0 | 3 | 0 |
| Computer Specialists | 15.10 | 34 | 31 | 3 | 25 | 3 | 2 | 0 | 1 | 0 | 3 | 0 |
| Other Computer & Mathematical Occupations | 15.90 | 3 | 2 | 1 | 2 | 1 | 0 | 0 | 0 | 0 | 0 | 0 |
| Architecture & Engineering Occupations | 17 | 33 | 30 | 3 | 29 | 2 | 0 | 0 | 1 | 1 | 0 | 0 |
| Engineers | 17.20 | 21 | 20 | 1 | 20 | 0 | 0 | 0 | 0 | 1 | 0 | 0 |
| Drafters, Engineering, & Mapping Technicians | 17.30 | 9 | 8 | 1 | 7 | 1 | 0 | 0 | 1 | 0 | 0 | 0 |
| Other Architecture & Engineering Occupations | 17.90 | 3 | 2 | 1 | 2 | 1 | 0 | 0 | 0 | 0 | 0 | 0 |
| Life, Physical, & Social Science Occupations | 19 | 4 | 1 | 3 | 1 | 2 | 0 | 0 | 0 | 0 | 0 | 1 |
| Life Scientists | 19.10 | 1 | 1 | 0 | 1 | 0 | 0 | 0 | 0 | 0 | 0 | 0 |
| Social Scientists & Related Workers | 19.30 | 1 | 0 | 1 | 0 | 1 | 0 | 0 | 0 | 0 | 0 | 0 |
| Life, Physical, & Social Science Technicians | 19.40 | 2 | 0 | 2 | 0 | 1 | 0 | 0 | 0 | 0 | 0 | 1 |
| Community & Social Services Occupations | 21 | 31 | 18 | 13 | 14 | 10 | 0 | 1 | 1 | 1 | 3 | 1 |
| Counselors, Social Workers, Other Cmty. & Soc. Svcs. Wkrs. | 21.10 | 18 | 9 | 9 | 8 | 6 | 0 | 1 | 0 | 1 | 1 | 1 |
| Other Community & Social Services Occupations | 21.90 | 13 | 9 | 4 | 6 | 4 | 0 | 0 | 1 | 0 | 2 | 0 |
| Legal Occupations | 23 | 6 | 1 | 5 | 1 | 5 | 0 | 0 | 0 | 0 | 0 | 0 |
| Lawyers, Judges, & Related Workers | 23.10 | 1 | 1 | 0 | 1 | 0 | 0 | 0 | 0 | 0 | 0 | 0 |
| Legal Support Workers | 23.20 | 4 | 0 | 4 | 0 | 4 | 0 | 0 | 0 | 0 | 0 | 0 |
| Other Legal Occupations | 23.90 | 1 | 0 | 1 | 0 | 1 | 0 | 0 | 0 | 0 | 0 | 0 |
| Education, Training, & Library Occupations | 25 | 16 | 4 | 12 | 3 | 9 | 0 | 0 | 0 | 2 | 1 | 1 |
| Primary, Secondary & Special Ed. Teachers | 25.20 | 5 | 3 | 2 | 2 | 2 | 0 | 0 | 0 | 0 | 1 | 0 |
| Other Teachers & Instructors | 25.30 | 1 | 0 | 1 | 0 | 1 | 0 | 0 | 0 | 0 | 0 | 0 |
| Librarians, Curators, & Archivists | 25.40 | 1 | 0 | 1 | 0 | 1 | 0 | 0 | 0 | 0 | 0 | 0 |
| Other Education, Training, & Library Occupations | 25.90 | 9 | 1 | 8 | 1 | 5 | 0 | 0 | 0 | 2 | 0 | 1 |

| Occupation | SOC Code | Total Applicants | Total Male | Total Female | White Male | White Female | Black Male | Black Female | Hispanic Male | Hispanic Female | Other Male | Other Female |
|--|-----------|------------------|------------|--------------|------------|--------------|------------|--------------|---------------|-----------------|------------|--------------|
| Arts, Design, Entertainment, Sports, & Media Occupations | 27 | 24 | 14 | 10 | 10 | 9 | 2 | 0 | 0 | 0 | 2 | 1 |
| Art & Design Workers | 27.10 | 14 | 4 | 10 | 2 | 9 | 1 | 0 | 0 | 0 | 1 | 1 |
| Entertainers & Performers, Sports & Related Workers | 27.20 | 3 | 3 | 0 | 2 | 0 | 0 | 0 | 0 | 0 | 1 | 0 |
| Media & Communication Workers | 27.30 | 4 | 4 | 0 | 3 | 0 | 1 | 0 | 0 | 0 | 0 | 0 |
| Media & Communication Equipment Workers | 27.40 | 2 | 2 | 0 | 2 | 0 | 0 | 0 | 0 | 0 | 0 | 0 |
| Other Arts, Design, Entertainment, Sports, & Media Workers | 27.90 | 1 | 1 | 0 | 1 | 0 | 0 | 0 | 0 | 0 | 0 | 0 |
| Healthcare Practitioners & Technical Occupations | 29 | 22 | 4 | 18 | 4 | 13 | 0 | 0 | 0 | 2 | 0 | 3 |
| Health Diagnosing & Treating Practitioners | 29.10 | 9 | 1 | 8 | 1 | 7 | 0 | 0 | 0 | 1 | 0 | 0 |
| Health Technologists & Technicians | 29.20 | 10 | 2 | 8 | 2 | 6 | 0 | 0 | 0 | 0 | 0 | 2 |
| Other Healthcare Practitioners & Technical Occupations | 29.90 | 3 | 1 | 2 | 1 | 0 | 0 | 0 | 0 | 1 | 0 | 1 |
| Healthcare Support Occupations | 31 | 78 | 9 | 69 | 8 | 50 | 0 | 4 | 0 | 10 | 1 | 5 |
| Nursing, Psychiatric, & Home Health Aides | 31.10 | 50 | 3 | 47 | 3 | 37 | 0 | 3 | 0 | 4 | 0 | 3 |
| Other Healthcare Support Occupations | 31.90 | 28 | 6 | 22 | 5 | 13 | 0 | 1 | 0 | 6 | 1 | 2 |
| Protective Service Occupations | 33 | 3 | 3 | 0 | 3 | 0 | 0 | 0 | 0 | 0 | 0 | 0 |
| Other Protective Service Workers | 33.90 | 3 | 3 | 0 | 3 | 0 | 0 | 0 | 0 | 0 | 0 | 0 |
| Food Preparation & Serving Related Occupations | 35 | 93 | 39 | 54 | 25 | 45 | 5 | 2 | 5 | 2 | 4 | 5 |
| Supervisors of Food Preparation & Serving Workers | 35.10 | 15 | 12 | 3 | 11 | 3 | 0 | 0 | 1 | 0 | 0 | 0 |
| Cooks & Food Preparation Workers | 35.20 | 32 | 15 | 17 | 6 | 14 | 4 | 0 | 2 | 1 | 3 | 2 |
| Food & Beverage Serving Workers | 35.30 | 38 | 9 | 29 | 7 | 25 | 0 | 2 | 1 | 0 | 1 | 2 |
| Other Food Preparation & Serving Related Workers | 35.90 | 8 | 3 | 5 | 1 | 3 | 1 | 0 | 1 | 1 | 0 | 1 |
| Building & Grounds Cleaning & Maintenance Occupations | 37 | 140 | 112 | 28 | 94 | 23 | 5 | 2 | 3 | 2 | 10 | 1 |
| Supervisors of Bldg./Grounds Cleaning & Maintenance Wkrs. | 37.10 | 2 | 1 | 1 | 0 | 1 | 0 | 0 | 1 | 0 | 0 | 0 |
| Building Cleaning & Pest Control Workers | 37.20 | 31 | 18 | 13 | 14 | 9 | 2 | 2 | 1 | 2 | 1 | 0 |
| Grounds Maintenance Workers | 37.30 | 97 | 84 | 13 | 75 | 12 | 2 | 0 | 1 | 0 | 6 | 1 |
| Other Building & Grounds Cleaning & Maint. Occupations | 37.90 | 10 | 9 | 1 | 5 | 1 | 1 | 0 | 0 | 0 | 3 | 0 |
| Personal Care & Service Occupations | 39 | 19 | 2 | 17 | 2 | 13 | 0 | 2 | 0 | 0 | 0 | 2 |
| Animal Care & Service Workers | 39.20 | 1 | 1 | 0 | 1 | 0 | 0 | 0 | 0 | 0 | 0 | 0 |
| Entertainment Attendants & Related Workers | 39.30 | 1 | 0 | 1 | 0 | 0 | 0 | 1 | 0 | 0 | 0 | 0 |
| Personal Appearance Workers | 39.50 | 4 | 0 | 4 | 0 | 3 | 0 | 1 | 0 | 0 | 0 | 0 |
| Other Personal Care & Service Workers | 39.90 | 13 | 1 | 12 | 1 | 10 | 0 | 0 | 0 | 0 | 0 | 2 |
| Sales & Related Occupations | 41 | 126 | 53 | 73 | 47 | 58 | 2 | 5 | 2 | 2 | 2 | 8 |
| Supervisors of Sales Workers | 41.10 | 12 | 5 | 7 | 5 | 5 | 0 | 1 | 0 | 0 | 0 | 1 |
| Retail Sales Workers | 41.20 | 78 | 26 | 52 | 20 | 40 | 2 | 4 | 2 | 2 | 2 | 6 |

| Occupation | SOC Code | Total Applicants | Total Male | Total Female | White Male | White Female | Black Male | Black Female | Hispanic Male | Hispanic Female | Other Male | Other Female |
|---|-----------|------------------|------------|--------------|------------|--------------|------------|--------------|---------------|-----------------|------------|--------------|
| Sales Representatives, Services | 41.30 | 16 | 11 | 5 | 11 | 4 | 0 | 0 | 0 | 0 | 0 | 1 |
| Sales Representatives, Wholesale & Manufacturing | 41.40 | 8 | 5 | 3 | 5 | 3 | 0 | 0 | 0 | 0 | 0 | 0 |
| Other Sales & Related Workers | 41.90 | 12 | 6 | 6 | 6 | 6 | 0 | 0 | 0 | 0 | 0 | 0 |
| Office & Administrative Support Occupations | 43 | 225 | 56 | 169 | 42 | 140 | 2 | 6 | 4 | 11 | 8 | 12 |
| Supervisors of Office & Admin. Support Workers | 43.10 | 1 | 0 | 1 | 0 | 1 | 0 | 0 | 0 | 0 | 0 | 0 |
| Communications Equipment Operators | 43.20 | 1 | 0 | 1 | 0 | 1 | 0 | 0 | 0 | 0 | 0 | 0 |
| Financial Clerks | 43.30 | 28 | 4 | 24 | 4 | 21 | 0 | 1 | 0 | 2 | 0 | 0 |
| Information & Record Clerks | 43.40 | 71 | 24 | 47 | 16 | 34 | 0 | 2 | 2 | 3 | 6 | 8 |
| Material Recording, Scheduling, Dispatch., & Distr. Workers | 43.50 | 15 | 12 | 3 | 9 | 3 | 1 | 0 | 1 | 0 | 1 | 0 |
| Secretaries & Administrative Assistants | 43.60 | 45 | 1 | 44 | 1 | 39 | 0 | 1 | 0 | 2 | 0 | 2 |
| Other Office & Administrative Support Workers | 43.90 | 64 | 15 | 49 | 12 | 41 | 1 | 2 | 1 | 4 | 1 | 2 |
| Farming, Fishing, & Forestry Occupations | 45 | 12 | 7 | 5 | 5 | 5 | 0 | 0 | 1 | 0 | 1 | 0 |
| Supervisors of Farming, Fishing, & Forestry Workers | 45.10 | 1 | 1 | 0 | 1 | 0 | 0 | 0 | 0 | 0 | 0 | 0 |
| Agricultural Workers | 45.20 | 5 | 2 | 3 | 0 | 3 | 0 | 0 | 1 | 0 | 1 | 0 |
| Forest, Conservation, & Logging Workers | 45.40 | 1 | 1 | 0 | 1 | 0 | 0 | 0 | 0 | 0 | 0 | 0 |
| Other Farming, Fishing, & Forestry Workers | 45.90 | 5 | 3 | 2 | 3 | 2 | 0 | 0 | 0 | 0 | 0 | 0 |
| Construction & Extraction Occupations | 47 | 348 | 344 | 4 | 305 | 2 | 8 | 1 | 6 | 0 | 25 | 1 |
| Supervisors of Construction & Extraction Workers | 47.10 | 1 | 1 | 0 | 1 | 0 | 0 | 0 | 0 | 0 | 0 | 0 |
| Construction Trades Workers | 47.20 | 273 | 270 | 3 | 240 | 2 | 7 | 0 | 4 | 0 | 19 | 1 |
| Helpers, Construction Trades | 47.30 | 42 | 42 | 0 | 37 | 0 | 0 | 0 | 2 | 0 | 3 | 0 |
| Other Construction & Related Workers | 47.40 | 5 | 5 | 0 | 5 | 0 | 0 | 0 | 0 | 0 | 0 | 0 |
| Extraction Workers | 47.50 | 2 | 1 | 1 | 1 | 0 | 0 | 1 | 0 | 0 | 0 | 0 |
| Other Construction & Extraction Occupations | 47.90 | 25 | 25 | 0 | 21 | 0 | 1 | 0 | 0 | 0 | 3 | 0 |
| Installation, Maintenance, & Repair Occupations | 49 | 77 | 77 | 0 | 66 | 0 | 3 | 0 | 2 | 0 | 6 | 0 |
| Electrical & Electronic Equipment Mechanics, Installers | 49.20 | 11 | 11 | 0 | 10 | 0 | 0 | 0 | 0 | 0 | 1 | 0 |
| Vehicle & Mobile Equip. Mechanics, Installers, Repairers | 49.30 | 33 | 33 | 0 | 31 | 0 | 1 | 0 | 1 | 0 | 0 | 0 |
| Other Installation, Maintenance & Repair Occupations | 49.90 | 33 | 33 | 0 | 25 | 0 | 2 | 0 | 1 | 0 | 5 | 0 |
| Production Occupations | 51 | 254 | 178 | 76 | 127 | 43 | 4 | 5 | 35 | 23 | 12 | 5 |
| Supervisors of Production Workers | 51.10 | 3 | 3 | 0 | 3 | 0 | 0 | 0 | 0 | 0 | 0 | 0 |
| Assemblers & Fabricators | 51.20 | 21 | 12 | 9 | 7 | 4 | 0 | 1 | 5 | 2 | 0 | 2 |
| Food Processing Workers | 51.30 | 2 | 2 | 0 | 1 | 0 | 1 | 0 | 0 | 0 | 0 | 0 |
| Metal Workers & Plastic Workers | 51.40 | 110 | 89 | 21 | 65 | 16 | 2 | 1 | 16 | 4 | 6 | 0 |
| Printing Workers | 51.50 | 6 | 5 | 1 | 3 | 0 | 0 | 0 | 2 | 1 | 0 | 0 |

| Occupation | SOC Code | Total Applicants | Total Male | Total Female | White Male | White Female | Black Male | Black Female | Hispanic Male | Hispanic Female | Other Male | Other Female |
|---|-----------|------------------|------------|--------------|------------|--------------|------------|--------------|---------------|-----------------|------------|--------------|
| Textile, Apparel, & Furnishings Workers | 51.60 | 5 | 0 | 5 | 0 | 3 | 0 | 0 | 0 | 2 | 0 | 0 |
| Woodworkers | 51.70 | 3 | 3 | 0 | 3 | 0 | 0 | 0 | 0 | 0 | 0 | 0 |
| Plant & System Operators | 51.80 | 1 | 1 | 0 | 1 | 0 | 0 | 0 | 0 | 0 | 0 | 0 |
| Other Production Occupations | 51.90 | 103 | 63 | 40 | 44 | 20 | 1 | 3 | 12 | 14 | 6 | 3 |
| Transportation & Material Moving Occupations | 53 | 125 | 107 | 18 | 82 | 12 | 8 | 2 | 3 | 2 | 14 | 2 |
| Air Transportation Workers | 53.20 | 2 | 2 | 0 | 1 | 0 | 0 | 0 | 1 | 0 | 0 | 0 |
| Motor Vehicle Operators | 53.30 | 69 | 59 | 10 | 48 | 8 | 3 | 0 | 1 | 1 | 7 | 1 |
| Rail Transportation Workers | 53.40 | 1 | 0 | 1 | 0 | 0 | 0 | 0 | 0 | 0 | 0 | 1 |
| Water Transportation Workers | 53.50 | 1 | 1 | 0 | 1 | 0 | 0 | 0 | 0 | 0 | 0 | 0 |
| Other Transportation Workers | 53.60 | 4 | 3 | 1 | 1 | 1 | 0 | 0 | 0 | 0 | 2 | 0 |
| Material Moving Workers | 53.70 | 45 | 39 | 6 | 29 | 3 | 5 | 2 | 1 | 1 | 4 | 0 |
| Other Transportation & Material Moving Occupations | 53.90 | 3 | 3 | 0 | 2 | 0 | 0 | 0 | 0 | 0 | 1 | 0 |
| Military Specific Occupations | 55 | 1 | 0 | 1 | 0 | 1 | 0 | 0 | 0 | 0 | 0 | 0 |
| Other Military Specific Occupations | 55.90 | 1 | 0 | 1 | 0 | 1 | 0 | 0 | 0 | 0 | 0 | 0 |
| Unknown/Unclassifiable Occupations | 99 | 55 | 35 | 20 | 24 | 12 | 2 | 1 | 0 | 3 | 9 | 4 |
| Unknown/Unclassifiable Occupations | 99.90 | 55 | 35 | 20 | 24 | 12 | 2 | 1 | 0 | 3 | 9 | 4 |

| Occupation | SOC Code | Total Applicants | Total Male | Total Female | White Male | White Female | Black Male | Black Female | Hispanic Male | Hispanic Female | Other Male | Other Female |
|---|-----------|------------------|--------------|--------------|--------------|--------------|------------|--------------|---------------|-----------------|------------|--------------|
| Total - All Occupations | 00 | 6,550 | 3,871 | 2,679 | 2,103 | 1,217 | 647 | 578 | 794 | 691 | 327 | 193 |
| Management Occupations | 11 | 269 | 173 | 96 | 139 | 61 | 7 | 13 | 14 | 17 | 13 | 5 |
| Top Executives | 11.10 | 78 | 53 | 25 | 45 | 15 | 2 | 5 | 3 | 3 | 3 | 2 |
| Advertising, Marketing, Promotions, Public Rel. Occupations | 11.20 | 62 | 40 | 22 | 33 | 16 | 0 | 1 | 3 | 4 | 4 | 1 |
| Operations Specialties Managers | 11.30 | 57 | 29 | 28 | 21 | 16 | 2 | 4 | 3 | 6 | 3 | 2 |
| Other Management Occupations | 11.90 | 72 | 51 | 21 | 40 | 14 | 3 | 3 | 5 | 4 | 3 | 0 |
| Business & Financial Operations Occupations | 13 | 255 | 132 | 123 | 91 | 78 | 15 | 25 | 17 | 13 | 9 | 7 |
| Business Operations Specialists | 13.10 | 35 | 15 | 20 | 14 | 15 | 1 | 3 | 0 | 1 | 0 | 1 |
| Financial Specialists | 13.20 | 205 | 112 | 93 | 74 | 58 | 13 | 20 | 16 | 10 | 9 | 5 |
| Other Business & Financial Operations Occupations | 13.90 | 15 | 5 | 10 | 3 | 5 | 1 | 2 | 1 | 2 | 0 | 1 |
| Computer & Mathematical Occupations | 15 | 114 | 90 | 24 | 64 | 13 | 10 | 4 | 11 | 4 | 5 | 3 |
| Computer Specialists | 15.10 | 106 | 84 | 22 | 60 | 11 | 9 | 4 | 10 | 4 | 5 | 3 |
| Mathematical Scientists | 15.20 | 1 | 1 | 0 | 0 | 0 | 0 | 0 | 1 | 0 | 0 | 0 |
| Other Computer & Mathematical Occupations | 15.90 | 7 | 5 | 2 | 4 | 2 | 1 | 0 | 0 | 0 | 0 | 0 |
| Architecture & Engineering Occupations | 17 | 68 | 55 | 13 | 40 | 7 | 3 | 1 | 4 | 3 | 8 | 2 |
| Architects, Surveyors, & Cartographers | 17.10 | 4 | 3 | 1 | 1 | 1 | 0 | 0 | 1 | 0 | 1 | 0 |
| Engineers | 17.20 | 39 | 31 | 8 | 26 | 5 | 1 | 1 | 1 | 1 | 3 | 1 |
| Drafters, Engineering, & Mapping Technicians | 17.30 | 19 | 16 | 3 | 11 | 1 | 2 | 0 | 1 | 2 | 2 | 0 |
| Other Architecture & Engineering Occupations | 17.90 | 6 | 5 | 1 | 2 | 0 | 0 | 0 | 1 | 0 | 2 | 1 |
| Life, Physical, & Social Science Occupations | 19 | 20 | 8 | 12 | 8 | 5 | 0 | 0 | 0 | 3 | 0 | 4 |
| Life Scientists | 19.10 | 2 | 0 | 2 | 0 | 1 | 0 | 0 | 0 | 0 | 0 | 1 |
| Physical Scientists | 19.20 | 4 | 3 | 1 | 3 | 0 | 0 | 0 | 0 | 0 | 0 | 1 |
| Social Scientists & Related Workers | 19.30 | 10 | 4 | 6 | 4 | 3 | 0 | 0 | 0 | 2 | 0 | 1 |
| Life, Physical, & Social Science Technicians | 19.40 | 4 | 1 | 3 | 1 | 1 | 0 | 0 | 0 | 1 | 0 | 1 |
| Community & Social Services Occupations | 21 | 117 | 39 | 78 | 6 | 16 | 22 | 40 | 9 | 18 | 2 | 4 |
| Counselors, Social Workers, Other Cmty. & Soc. Svcs. Wkrs. | 21.10 | 92 | 30 | 62 | 5 | 10 | 17 | 36 | 6 | 13 | 2 | 3 |
| Other Community & Social Services Occupations | 21.90 | 25 | 9 | 16 | 1 | 6 | 5 | 4 | 3 | 5 | 0 | 1 |
| Legal Occupations | 23 | 28 | 7 | 21 | 3 | 12 | 1 | 4 | 2 | 5 | 1 | 0 |
| Lawyers, Judges, & Related Workers | 23.10 | 5 | 4 | 1 | 2 | 1 | 0 | 0 | 1 | 0 | 1 | 0 |
| Legal Support Workers | 23.20 | 19 | 3 | 16 | 1 | 10 | 1 | 3 | 1 | 3 | 0 | 0 |
| Other Legal Occupations | 23.90 | 4 | 0 | 4 | 0 | 1 | 0 | 1 | 0 | 2 | 0 | 0 |
| Education, Training, & Library Occupations | 25 | 72 | 21 | 51 | 8 | 20 | 7 | 13 | 1 | 16 | 5 | 2 |
| Postsecondary Teachers | 25.10 | 17 | 4 | 13 | 1 | 3 | 1 | 6 | 1 | 4 | 1 | 0 |
| Primary, Secondary & Special Ed. Teachers | 25.20 | 22 | 9 | 13 | 4 | 9 | 3 | 2 | 0 | 2 | 2 | 0 |

| Occupation | SOC Code | Total Applicants | Total Male | Total Female | White Male | White Female | Black Male | Black Female | Hispanic Male | Hispanic Female | Other Male | Other Female |
|--|-----------|------------------|------------|--------------|------------|--------------|------------|--------------|---------------|-----------------|------------|--------------|
| Other Teachers & Instructors | 25.30 | 5 | 3 | 2 | 2 | 2 | 1 | 0 | 0 | 0 | 0 | 0 |
| Other Education, Training, & Library Occupations | 25.90 | 28 | 5 | 23 | 1 | 6 | 2 | 5 | 0 | 10 | 2 | 2 |
| Arts, Design, Entertainment, Sports, & Media Occupations | 27 | 54 | 33 | 21 | 20 | 15 | 7 | 2 | 2 | 1 | 4 | 3 |
| Art & Design Workers | 27.10 | 31 | 13 | 18 | 8 | 13 | 3 | 2 | 1 | 0 | 1 | 3 |
| Entertainers & Performers, Sports & Related Workers | 27.20 | 3 | 2 | 1 | 2 | 0 | 0 | 0 | 0 | 1 | 0 | 0 |
| Media & Communication Workers | 27.30 | 13 | 12 | 1 | 8 | 1 | 3 | 0 | 0 | 0 | 1 | 0 |
| Media & Communication Equipment Workers | 27.40 | 5 | 4 | 1 | 2 | 1 | 1 | 0 | 1 | 0 | 0 | 0 |
| Other Arts, Design, Entertainment, Sports, & Media Workers | 27.90 | 2 | 2 | 0 | 0 | 0 | 0 | 0 | 0 | 0 | 2 | 0 |
| Healthcare Practitioners & Technical Occupations | 29 | 74 | 14 | 60 | 8 | 32 | 3 | 11 | 0 | 12 | 3 | 5 |
| Health Diagnosing & Treating Practitioners | 29.10 | 25 | 5 | 20 | 4 | 14 | 0 | 2 | 0 | 3 | 1 | 1 |
| Health Technologists & Technicians | 29.20 | 34 | 6 | 28 | 2 | 13 | 2 | 6 | 0 | 5 | 2 | 4 |
| Other Healthcare Practitioners & Technical Occupations | 29.90 | 15 | 3 | 12 | 2 | 5 | 1 | 3 | 0 | 4 | 0 | 0 |
| Healthcare Support Occupations | 31 | 390 | 45 | 345 | 10 | 98 | 19 | 124 | 6 | 98 | 10 | 25 |
| Nursing, Psychiatric, & Home Health Aides | 31.10 | 278 | 30 | 248 | 6 | 55 | 11 | 97 | 6 | 75 | 7 | 21 |
| Occupational & Physical Therapist Assistants & Aides | 31.20 | 4 | 1 | 3 | 0 | 2 | 0 | 0 | 0 | 0 | 1 | 1 |
| Other Healthcare Support Occupations | 31.90 | 108 | 14 | 94 | 4 | 41 | 8 | 27 | 0 | 23 | 2 | 3 |
| Protective Service Occupations | 33 | 62 | 45 | 17 | 25 | 4 | 4 | 5 | 13 | 6 | 3 | 2 |
| Law Enforcement Workers | 33.30 | 11 | 9 | 2 | 6 | 0 | 0 | 1 | 3 | 1 | 0 | 0 |
| Other Protective Service Workers | 33.90 | 51 | 36 | 15 | 19 | 4 | 4 | 4 | 10 | 5 | 3 | 2 |
| Food Preparation & Serving Related Occupations | 35 | 251 | 150 | 101 | 64 | 57 | 46 | 18 | 30 | 20 | 10 | 6 |
| Supervisors of Food Preparation & Serving Workers | 35.10 | 20 | 15 | 5 | 9 | 4 | 3 | 1 | 2 | 0 | 1 | 0 |
| Cooks & Food Preparation Workers | 35.20 | 114 | 79 | 35 | 32 | 18 | 30 | 7 | 12 | 8 | 5 | 2 |
| Food & Beverage Serving Workers | 35.30 | 81 | 28 | 53 | 14 | 34 | 5 | 8 | 9 | 7 | 0 | 4 |
| Other Food Preparation & Serving Related Workers | 35.90 | 36 | 28 | 8 | 9 | 1 | 8 | 2 | 7 | 5 | 4 | 0 |
| Building & Grounds Cleaning & Maintenance Occupations | 37 | 275 | 228 | 47 | 114 | 17 | 29 | 14 | 73 | 11 | 12 | 5 |
| Supervisors of Bldg./Grounds Cleaning & Maintenance Wkrs. | 37.10 | 5 | 5 | 0 | 2 | 0 | 2 | 0 | 1 | 0 | 0 | 0 |
| Building Cleaning & Pest Control Workers | 37.20 | 90 | 53 | 37 | 21 | 11 | 15 | 13 | 12 | 8 | 5 | 5 |
| Grounds Maintenance Workers | 37.30 | 166 | 158 | 8 | 86 | 5 | 11 | 1 | 54 | 2 | 7 | 0 |
| Other Building & Grounds Cleaning & Maint. Occupations | 37.90 | 14 | 12 | 2 | 5 | 1 | 1 | 0 | 6 | 1 | 0 | 0 |
| Personal Care & Service Occupations | 39 | 66 | 14 | 52 | 3 | 21 | 5 | 15 | 4 | 14 | 2 | 2 |
| Entertainment Attendants & Related Workers | 39.30 | 1 | 1 | 0 | 0 | 0 | 1 | 0 | 0 | 0 | 0 | 0 |
| Personal Appearance Workers | 39.50 | 7 | 4 | 3 | 1 | 3 | 0 | 0 | 3 | 0 | 0 | 0 |
| Transportation, Tourism, & Lodging Attendants | 39.60 | 2 | 0 | 2 | 0 | 0 | 0 | 1 | 0 | 1 | 0 | 0 |
| Other Personal Care & Service Workers | 39.90 | 56 | 9 | 47 | 2 | 18 | 4 | 14 | 1 | 13 | 2 | 2 |

| Occupation | SOC Code | Total Applicants | Total Male | Total Female | White Male | White Female | Black Male | Black Female | Hispanic Male | Hispanic Female | Other Male | Other Female |
|---|-----------|------------------|------------|--------------|------------|--------------|------------|--------------|---------------|-----------------|------------|--------------|
| Sales & Related Occupations | 41 | 593 | 265 | 328 | 151 | 132 | 51 | 78 | 40 | 97 | 23 | 21 |
| Supervisors of Sales Workers | 41.10 | 48 | 30 | 18 | 23 | 12 | 3 | 1 | 3 | 3 | 1 | 2 |
| Retail Sales Workers | 41.20 | 416 | 162 | 254 | 87 | 89 | 35 | 69 | 24 | 83 | 16 | 13 |
| Sales Representatives, Services | 41.30 | 51 | 31 | 20 | 20 | 15 | 5 | 1 | 2 | 2 | 4 | 2 |
| Sales Representatives, Wholesale & Manufacturing | 41.40 | 15 | 8 | 7 | 7 | 3 | 0 | 1 | 1 | 0 | 0 | 3 |
| Other Sales & Related Workers | 41.90 | 63 | 34 | 29 | 14 | 13 | 8 | 6 | 10 | 9 | 2 | 1 |
| Office & Administrative Support Occupations | 43 | 898 | 279 | 619 | 144 | 363 | 50 | 114 | 47 | 100 | 38 | 42 |
| Communications Equipment Operators | 43.20 | 5 | 1 | 4 | 0 | 1 | 0 | 0 | 0 | 2 | 1 | 1 |
| Financial Clerks | 43.30 | 69 | 12 | 57 | 8 | 46 | 3 | 4 | 1 | 5 | 0 | 2 |
| Information & Record Clerks | 43.40 | 377 | 154 | 223 | 86 | 118 | 22 | 51 | 20 | 38 | 26 | 16 |
| Material Recording, Scheduling, Dispatch., & Distr. Workers | 43.50 | 84 | 63 | 21 | 23 | 7 | 17 | 4 | 19 | 8 | 4 | 2 |
| Secretaries & Administrative Assistants | 43.60 | 156 | 10 | 146 | 4 | 98 | 3 | 21 | 1 | 13 | 2 | 14 |
| Other Office & Administrative Support Workers | 43.90 | 207 | 39 | 168 | 23 | 93 | 5 | 34 | 6 | 34 | 5 | 7 |
| Farming, Fishing, & Forestry Occupations | 45 | 8 | 7 | 1 | 3 | 1 | 0 | 0 | 3 | 0 | 1 | 0 |
| Agricultural Workers | 45.20 | 5 | 4 | 1 | 1 | 1 | 0 | 0 | 3 | 0 | 0 | 0 |
| Forest, Conservation, & Logging Workers | 45.40 | 1 | 1 | 0 | 0 | 0 | 0 | 0 | 0 | 0 | 1 | 0 |
| Other Farming, Fishing, & Forestry Workers | 45.90 | 2 | 2 | 0 | 2 | 0 | 0 | 0 | 0 | 0 | 0 | 0 |
| Construction & Extraction Occupations | 47 | 792 | 767 | 25 | 507 | 15 | 79 | 3 | 120 | 6 | 61 | 1 |
| Supervisors of Construction & Extraction Workers | 47.10 | 3 | 3 | 0 | 3 | 0 | 0 | 0 | 0 | 0 | 0 | 0 |
| Construction Trades Workers | 47.20 | 622 | 605 | 17 | 404 | 9 | 62 | 2 | 90 | 5 | 49 | 1 |
| Helpers, Construction Trades | 47.30 | 64 | 61 | 3 | 34 | 2 | 6 | 1 | 15 | 0 | 6 | 0 |
| Other Construction & Related Workers | 47.40 | 15 | 14 | 1 | 3 | 1 | 4 | 0 | 6 | 0 | 1 | 0 |
| Extraction Workers | 47.50 | 2 | 0 | 2 | 0 | 1 | 0 | 0 | 0 | 1 | 0 | 0 |
| Other Construction & Extraction Occupations | 47.90 | 86 | 84 | 2 | 63 | 2 | 7 | 0 | 9 | 0 | 5 | 0 |
| Installation, Maintenance, & Repair Occupations | 49 | 277 | 270 | 7 | 158 | 5 | 35 | 1 | 58 | 0 | 19 | 1 |
| Supervisors of Installation, Maintenance, & Repair Workers | 49.10 | 5 | 5 | 0 | 5 | 0 | 0 | 0 | 0 | 0 | 0 | 0 |
| Electrical & Electronic Equipment Mechanics, Installers | 49.20 | 41 | 40 | 1 | 21 | 1 | 10 | 0 | 6 | 0 | 3 | 0 |
| Vehicle & Mobile Equip. Mechanics, Installers, Repairers | 49.30 | 76 | 75 | 1 | 44 | 1 | 10 | 0 | 15 | 0 | 6 | 0 |
| Other Installation, Maintenance & Repair Occupations | 49.90 | 155 | 150 | 5 | 88 | 3 | 15 | 1 | 37 | 0 | 10 | 1 |
| Production Occupations | 51 | 1,037 | 630 | 407 | 271 | 164 | 123 | 53 | 195 | 156 | 41 | 34 |
| Supervisors of Production Workers | 51.10 | 9 | 9 | 0 | 5 | 0 | 3 | 0 | 1 | 0 | 0 | 0 |
| Assemblers & Fabricators | 51.20 | 38 | 15 | 23 | 7 | 8 | 4 | 2 | 4 | 12 | 0 | 1 |
| Food Processing Workers | 51.30 | 7 | 4 | 3 | 2 | 1 | 0 | 0 | 2 | 2 | 0 | 0 |
| Metal Workers & Plastic Workers | 51.40 | 478 | 334 | 144 | 154 | 68 | 52 | 13 | 103 | 50 | 25 | 13 |

| Occupation | SOC Code | Total Applicants | Total Male | Total Female | White Male | White Female | Black Male | Black Female | Hispanic Male | Hispanic Female | Other Male | Other Female |
|---|-----------|------------------|------------|--------------|------------|--------------|------------|--------------|---------------|-----------------|------------|--------------|
| Printing Workers | 51.50 | 16 | 14 | 2 | 10 | 0 | 0 | 2 | 3 | 0 | 1 | 0 |
| Textile, Apparel, & Furnishings Workers | 51.60 | 15 | 8 | 7 | 1 | 3 | 4 | 2 | 2 | 0 | 1 | 2 |
| Woodworkers | 51.70 | 3 | 1 | 2 | 1 | 1 | 0 | 0 | 0 | 1 | 0 | 0 |
| Plant & System Operators | 51.80 | 1 | 1 | 0 | 1 | 0 | 0 | 0 | 0 | 0 | 0 | 0 |
| Other Production Occupations | 51.90 | 470 | 244 | 226 | 90 | 83 | 60 | 34 | 80 | 91 | 14 | 18 |
| Transportation & Material Moving Occupations | 53 | 551 | 436 | 115 | 174 | 25 | 114 | 21 | 116 | 63 | 32 | 6 |
| Air Transportation Workers | 53.20 | 3 | 3 | 0 | 3 | 0 | 0 | 0 | 0 | 0 | 0 | 0 |
| Motor Vehicle Operators | 53.30 | 224 | 205 | 19 | 101 | 8 | 44 | 5 | 51 | 5 | 9 | 1 |
| Water Transportation Workers | 53.50 | 2 | 1 | 1 | 1 | 1 | 0 | 0 | 0 | 0 | 0 | 0 |
| Other Transportation Workers | 53.60 | 10 | 9 | 1 | 4 | 0 | 3 | 1 | 0 | 0 | 2 | 0 |
| Material Moving Workers | 53.70 | 287 | 194 | 93 | 60 | 16 | 55 | 14 | 59 | 58 | 20 | 5 |
| Other Transportation & Material Moving Occupations | 53.90 | 25 | 24 | 1 | 5 | 0 | 12 | 1 | 6 | 0 | 1 | 0 |
| Military Specific Occupations | 55 | 5 | 5 | 0 | 2 | 0 | 0 | 0 | 2 | 0 | 1 | 0 |
| Military Enlisted Tactical Operations & Air/Weapon | 55.30 | 4 | 4 | 0 | 1 | 0 | 0 | 0 | 2 | 0 | 1 | 0 |
| Other Military Specific Occupations | 55.90 | 1 | 1 | 0 | 1 | 0 | 0 | 0 | 0 | 0 | 0 | 0 |
| Unknown/Unclassifiable Occupations | 99 | 274 | 158 | 116 | 90 | 56 | 17 | 19 | 27 | 28 | 24 | 13 |
| Unknown/Unclassifiable Occupations | 99.90 | 274 | 158 | 116 | 90 | 56 | 17 | 19 | 27 | 28 | 24 | 13 |

| Occupation | SOC Code | Total Applicants | Total Male | Total Female | White Male | White Female | Black Male | Black Female | Hispanic Male | Hispanic Female | Other Male | Other Female |
|---|-----------|------------------|--------------|--------------|--------------|--------------|------------|--------------|---------------|-----------------|------------|--------------|
| Total - All Occupations | 00 | 4,349 | 2,583 | 1,766 | 2,021 | 1,321 | 88 | 68 | 245 | 246 | 229 | 131 |
| Management Occupations | 11 | 252 | 159 | 93 | 141 | 83 | 5 | 2 | 4 | 5 | 9 | 3 |
| Top Executives | 11.10 | 84 | 60 | 24 | 51 | 22 | 2 | 0 | 2 | 2 | 5 | 0 |
| Advertising, Marketing, Promotions, Public Rel. Occupations | 11.20 | 50 | 25 | 25 | 23 | 23 | 1 | 0 | 0 | 1 | 1 | 1 |
| Operations Specialties Managers | 11.30 | 44 | 25 | 19 | 23 | 17 | 1 | 1 | 0 | 1 | 1 | 0 |
| Other Management Occupations | 11.90 | 74 | 49 | 25 | 44 | 21 | 1 | 1 | 2 | 1 | 2 | 2 |
| Business & Financial Operations Occupations | 13 | 76 | 31 | 45 | 28 | 38 | 1 | 3 | 0 | 2 | 2 | 2 |
| Business Operations Specialists | 13.10 | 22 | 10 | 12 | 9 | 12 | 0 | 0 | 0 | 0 | 1 | 0 |
| Financial Specialists | 13.20 | 40 | 15 | 25 | 13 | 20 | 1 | 2 | 0 | 1 | 1 | 2 |
| Other Business & Financial Operations Occupations | 13.90 | 14 | 6 | 8 | 6 | 6 | 0 | 1 | 0 | 1 | 0 | 0 |
| Computer & Mathematical Occupations | 15 | 64 | 51 | 13 | 41 | 11 | 2 | 0 | 2 | 2 | 6 | 0 |
| Computer Specialists | 15.10 | 52 | 42 | 10 | 34 | 9 | 2 | 0 | 2 | 1 | 4 | 0 |
| Other Computer & Mathematical Occupations | 15.90 | 12 | 9 | 3 | 7 | 2 | 0 | 0 | 0 | 1 | 2 | 0 |
| Architecture & Engineering Occupations | 17 | 73 | 65 | 8 | 53 | 8 | 3 | 0 | 2 | 0 | 7 | 0 |
| Architects, Surveyors, & Cartographers | 17.10 | 4 | 2 | 2 | 1 | 2 | 0 | 0 | 0 | 0 | 1 | 0 |
| Engineers | 17.20 | 43 | 41 | 2 | 34 | 2 | 2 | 0 | 1 | 0 | 4 | 0 |
| Drafters, Engineering, & Mapping Technicians | 17.30 | 22 | 19 | 3 | 16 | 3 | 1 | 0 | 1 | 0 | 1 | 0 |
| Other Architecture & Engineering Occupations | 17.90 | 4 | 3 | 1 | 2 | 1 | 0 | 0 | 0 | 0 | 1 | 0 |
| Life, Physical, & Social Science Occupations | 19 | 22 | 11 | 11 | 7 | 9 | 0 | 0 | 0 | 1 | 4 | 1 |
| Life Scientists | 19.10 | 1 | 1 | 0 | 1 | 0 | 0 | 0 | 0 | 0 | 0 | 0 |
| Physical Scientists | 19.20 | 2 | 2 | 0 | 1 | 0 | 0 | 0 | 0 | 0 | 1 | 0 |
| Social Scientists & Related Workers | 19.30 | 11 | 3 | 8 | 2 | 6 | 0 | 0 | 0 | 1 | 1 | 1 |
| Life, Physical, & Social Science Technicians | 19.40 | 2 | 2 | 0 | 2 | 0 | 0 | 0 | 0 | 0 | 0 | 0 |
| Other Life, Physical, & Social Science Occupations | 19.90 | 6 | 3 | 3 | 1 | 3 | 0 | 0 | 0 | 0 | 2 | 0 |
| Community & Social Services Occupations | 21 | 80 | 35 | 45 | 21 | 27 | 3 | 4 | 4 | 9 | 7 | 5 |
| Counselors, Social Workers, Other Cmty. & Soc. Svcs. Wkrs. | 21.10 | 50 | 14 | 36 | 7 | 24 | 1 | 2 | 3 | 7 | 3 | 3 |
| Religious Workers | 21.20 | 1 | 1 | 0 | 0 | 0 | 0 | 0 | 0 | 0 | 1 | 0 |
| Other Community & Social Services Occupations | 21.90 | 29 | 20 | 9 | 14 | 3 | 2 | 2 | 1 | 2 | 3 | 2 |
| Legal Occupations | 23 | 16 | 6 | 10 | 5 | 8 | 0 | 0 | 1 | 1 | 0 | 1 |
| Lawyers, Judges, & Related Workers | 23.10 | 4 | 3 | 1 | 3 | 1 | 0 | 0 | 0 | 0 | 0 | 0 |
| Legal Support Workers | 23.20 | 11 | 3 | 8 | 2 | 6 | 0 | 0 | 1 | 1 | 0 | 1 |
| Other Legal Occupations | 23.90 | 1 | 0 | 1 | 0 | 1 | 0 | 0 | 0 | 0 | 0 | 0 |
| Education, Training, & Library Occupations | 25 | 78 | 21 | 57 | 15 | 41 | 2 | 5 | 3 | 9 | 1 | 2 |
| Postsecondary Teachers | 25.10 | 14 | 6 | 8 | 5 | 4 | 0 | 3 | 1 | 1 | 0 | 0 |

| Occupation | SOC Code | Total Applicants | Total Male | Total Female | White Male | White Female | Black Male | Black Female | Hispanic Male | Hispanic Female | Other Male | Other Female |
|--|-----------|------------------|------------|--------------|------------|--------------|------------|--------------|---------------|-----------------|------------|--------------|
| Primary, Secondary & Special Ed. Teachers | 25.20 | 16 | 4 | 12 | 3 | 10 | 0 | 0 | 1 | 2 | 0 | 0 |
| Other Teachers & Instructors | 25.30 | 4 | 3 | 1 | 3 | 1 | 0 | 0 | 0 | 0 | 0 | 0 |
| Other Education, Training, & Library Occupations | 25.90 | 44 | 8 | 36 | 4 | 26 | 2 | 2 | 1 | 6 | 1 | 2 |
| Arts, Design, Entertainment, Sports, & Media Occupations | 27 | 44 | 24 | 20 | 18 | 18 | 0 | 0 | 2 | 1 | 4 | 1 |
| Art & Design Workers | 27.10 | 25 | 12 | 13 | 9 | 13 | 0 | 0 | 1 | 0 | 2 | 0 |
| Entertainers & Performers, Sports & Related Workers | 27.20 | 3 | 2 | 1 | 1 | 1 | 0 | 0 | 0 | 0 | 1 | 0 |
| Media & Communication Workers | 27.30 | 7 | 5 | 2 | 5 | 2 | 0 | 0 | 0 | 0 | 0 | 0 |
| Media & Communication Equipment Workers | 27.40 | 5 | 3 | 2 | 2 | 2 | 0 | 0 | 1 | 0 | 0 | 0 |
| Other Arts, Design, Entertainment, Sports, & Media Workers | 27.90 | 4 | 2 | 2 | 1 | 0 | 0 | 0 | 0 | 1 | 1 | 1 |
| Healthcare Practitioners & Technical Occupations | 29 | 49 | 8 | 41 | 6 | 33 | 0 | 1 | 1 | 4 | 1 | 3 |
| Health Diagnosing & Treating Practitioners | 29.10 | 19 | 3 | 16 | 2 | 13 | 0 | 1 | 0 | 0 | 1 | 2 |
| Health Technologists & Technicians | 29.20 | 26 | 4 | 22 | 3 | 19 | 0 | 0 | 1 | 2 | 0 | 1 |
| Other Healthcare Practitioners & Technical Occupations | 29.90 | 4 | 1 | 3 | 1 | 1 | 0 | 0 | 0 | 2 | 0 | 0 |
| Healthcare Support Occupations | 31 | 165 | 15 | 150 | 8 | 106 | 5 | 9 | 1 | 26 | 1 | 9 |
| Nursing, Psychiatric, & Home Health Aides | 31.10 | 95 | 9 | 86 | 5 | 61 | 3 | 4 | 1 | 16 | 0 | 5 |
| Other Healthcare Support Occupations | 31.90 | 70 | 6 | 64 | 3 | 45 | 2 | 5 | 0 | 10 | 1 | 4 |
| Protective Service Occupations | 33 | 40 | 34 | 6 | 25 | 4 | 1 | 0 | 6 | 2 | 2 | 0 |
| First-Line Supervisors/Mgrs. of Protective Service Workers | 33.10 | 1 | 1 | 0 | 0 | 0 | 0 | 0 | 0 | 0 | 1 | 0 |
| Fire Fighting & Prevention Workers | 33.20 | 1 | 1 | 0 | 1 | 0 | 0 | 0 | 0 | 0 | 0 | 0 |
| Law Enforcement Workers | 33.30 | 9 | 9 | 0 | 9 | 0 | 0 | 0 | 0 | 0 | 0 | 0 |
| Other Protective Service Workers | 33.90 | 29 | 23 | 6 | 15 | 4 | 1 | 0 | 6 | 2 | 1 | 0 |
| Food Preparation & Serving Related Occupations | 35 | 260 | 122 | 138 | 80 | 97 | 10 | 8 | 22 | 21 | 10 | 12 |
| Supervisors of Food Preparation & Serving Workers | 35.10 | 21 | 15 | 6 | 11 | 6 | 1 | 0 | 2 | 0 | 1 | 0 |
| Cooks & Food Preparation Workers | 35.20 | 119 | 62 | 57 | 41 | 38 | 6 | 3 | 10 | 10 | 5 | 6 |
| Food & Beverage Serving Workers | 35.30 | 89 | 29 | 60 | 19 | 46 | 2 | 3 | 6 | 7 | 2 | 4 |
| Other Food Preparation & Serving Related Workers | 35.90 | 31 | 16 | 15 | 9 | 7 | 1 | 2 | 4 | 4 | 2 | 2 |
| Building & Grounds Cleaning & Maintenance Occupations | 37 | 212 | 160 | 52 | 111 | 26 | 6 | 2 | 30 | 22 | 13 | 2 |
| Supervisors of Bldg./Grounds Cleaning & Maintenance Wkrs. | 37.10 | 10 | 3 | 7 | 2 | 4 | 0 | 0 | 1 | 3 | 0 | 0 |
| Building Cleaning & Pest Control Workers | 37.20 | 68 | 35 | 33 | 23 | 16 | 3 | 1 | 9 | 15 | 0 | 1 |
| Grounds Maintenance Workers | 37.30 | 114 | 108 | 6 | 78 | 5 | 3 | 0 | 15 | 0 | 12 | 1 |
| Other Building & Grounds Cleaning & Maint. Occupations | 37.90 | 20 | 14 | 6 | 8 | 1 | 0 | 1 | 5 | 4 | 1 | 0 |
| Personal Care & Service Occupations | 39 | 71 | 14 | 57 | 12 | 45 | 0 | 3 | 0 | 6 | 2 | 3 |
| Animal Care & Service Workers | 39.20 | 1 | 0 | 1 | 0 | 1 | 0 | 0 | 0 | 0 | 0 | 0 |
| Entertainment Attendants & Related Workers | 39.30 | 19 | 11 | 8 | 9 | 4 | 0 | 1 | 0 | 0 | 2 | 3 |

| Occupation | SOC Code | Total Applicants | Total Male | Total Female | White Male | White Female | Black Male | Black Female | Hispanic Male | Hispanic Female | Other Male | Other Female |
|---|-----------|------------------|------------|--------------|------------|--------------|------------|--------------|---------------|-----------------|------------|--------------|
| Personal Appearance Workers | 39.50 | 8 | 0 | 8 | 0 | 6 | 0 | 0 | 0 | 2 | 0 | 0 |
| Other Personal Care & Service Workers | 39.90 | 43 | 3 | 40 | 3 | 34 | 0 | 2 | 0 | 4 | 0 | 0 |
| Sales & Related Occupations | 41 | 411 | 168 | 243 | 134 | 173 | 5 | 10 | 16 | 38 | 13 | 22 |
| Supervisors of Sales Workers | 41.10 | 34 | 14 | 20 | 9 | 17 | 0 | 0 | 4 | 1 | 1 | 2 |
| Retail Sales Workers | 41.20 | 259 | 92 | 167 | 68 | 113 | 4 | 9 | 11 | 32 | 9 | 13 |
| Sales Representatives, Services | 41.30 | 44 | 25 | 19 | 24 | 15 | 1 | 0 | 0 | 1 | 0 | 3 |
| Sales Representatives, Wholesale & Manufacturing | 41.40 | 17 | 13 | 4 | 11 | 3 | 0 | 0 | 0 | 0 | 2 | 1 |
| Other Sales & Related Workers | 41.90 | 57 | 24 | 33 | 22 | 25 | 0 | 1 | 1 | 4 | 1 | 3 |
| Office & Administrative Support Occupations | 43 | 557 | 131 | 426 | 83 | 345 | 7 | 13 | 21 | 40 | 20 | 28 |
| Supervisors of Office & Admin. Support Workers | 43.10 | 1 | 0 | 1 | 0 | 0 | 0 | 0 | 0 | 0 | 0 | 1 |
| Financial Clerks | 43.30 | 63 | 5 | 58 | 4 | 48 | 0 | 1 | 0 | 4 | 1 | 5 |
| Information & Record Clerks | 43.40 | 171 | 43 | 128 | 28 | 100 | 2 | 5 | 5 | 16 | 8 | 7 |
| Material Recording, Scheduling, Dispatch., & Distr. Workers | 43.50 | 84 | 50 | 34 | 30 | 28 | 4 | 0 | 11 | 4 | 5 | 2 |
| Secretaries & Administrative Assistants | 43.60 | 101 | 3 | 98 | 2 | 84 | 0 | 2 | 1 | 6 | 0 | 6 |
| Other Office & Administrative Support Workers | 43.90 | 137 | 30 | 107 | 19 | 85 | 1 | 5 | 4 | 10 | 6 | 7 |
| Farming, Fishing, & Forestry Occupations | 45 | 41 | 28 | 13 | 10 | 5 | 0 | 1 | 16 | 7 | 2 | 0 |
| Agricultural Workers | 45.20 | 34 | 22 | 12 | 6 | 4 | 0 | 1 | 15 | 7 | 1 | 0 |
| Forest, Conservation, & Logging Workers | 45.40 | 3 | 3 | 0 | 3 | 0 | 0 | 0 | 0 | 0 | 0 | 0 |
| Other Farming, Fishing, & Forestry Workers | 45.90 | 4 | 3 | 1 | 1 | 1 | 0 | 0 | 1 | 0 | 1 | 0 |
| Construction & Extraction Occupations | 47 | 615 | 592 | 23 | 507 | 17 | 9 | 1 | 23 | 3 | 53 | 2 |
| Supervisors of Construction & Extraction Workers | 47.10 | 5 | 5 | 0 | 5 | 0 | 0 | 0 | 0 | 0 | 0 | 0 |
| Construction Trades Workers | 47.20 | 476 | 462 | 14 | 393 | 9 | 7 | 1 | 19 | 3 | 43 | 1 |
| Helpers, Construction Trades | 47.30 | 75 | 70 | 5 | 65 | 5 | 1 | 0 | 1 | 0 | 3 | 0 |
| Other Construction & Related Workers | 47.40 | 14 | 12 | 2 | 9 | 1 | 0 | 0 | 2 | 0 | 1 | 1 |
| Extraction Workers | 47.50 | 3 | 3 | 0 | 2 | 0 | 0 | 0 | 0 | 0 | 1 | 0 |
| Other Construction & Extraction Occupations | 47.90 | 42 | 40 | 2 | 33 | 2 | 1 | 0 | 1 | 0 | 5 | 0 |
| Installation, Maintenance, & Repair Occupations | 49 | 197 | 191 | 6 | 159 | 3 | 6 | 0 | 16 | 3 | 10 | 0 |
| Supervisors of Installation, Maintenance, & Repair Workers | 49.10 | 5 | 5 | 0 | 5 | 0 | 0 | 0 | 0 | 0 | 0 | 0 |
| Electrical & Electronic Equip. Mechanics & Installers | 49.20 | 21 | 19 | 2 | 14 | 2 | 2 | 0 | 2 | 0 | 1 | 0 |
| Vehicle & Mobile Equip. Mechanics, Installers, Repairers | 49.30 | 67 | 67 | 0 | 57 | 0 | 1 | 0 | 6 | 0 | 3 | 0 |
| Other Installation, Maintenance & Repair Occupations | 49.90 | 104 | 100 | 4 | 83 | 1 | 3 | 0 | 8 | 3 | 6 | 0 |
| Production Occupations | 51 | 550 | 358 | 192 | 289 | 142 | 11 | 4 | 35 | 31 | 23 | 15 |
| Supervisors of Production Workers | 51.10 | 2 | 2 | 0 | 2 | 0 | 0 | 0 | 0 | 0 | 0 | 0 |
| Assemblers & Fabricators | 51.20 | 19 | 11 | 8 | 10 | 4 | 0 | 0 | 1 | 3 | 0 | 1 |

| Occupation | SOC Code | Total Applicants | Total Male | Total Female | White Male | White Female | Black Male | Black Female | Hispanic Male | Hispanic Female | Other Male | Other Female |
|---|-----------|------------------|------------|--------------|------------|--------------|------------|--------------|---------------|-----------------|------------|--------------|
| Food Processing Workers | 51.30 | 9 | 3 | 6 | 2 | 5 | 1 | 1 | 0 | 0 | 0 | 0 |
| Metal Workers & Plastic Workers | 51.40 | 160 | 118 | 42 | 102 | 32 | 2 | 1 | 9 | 7 | 5 | 2 |
| Printing Workers | 51.50 | 19 | 18 | 1 | 16 | 0 | 2 | 0 | 0 | 1 | 0 | 0 |
| Textile, Apparel, & Furnishings Workers | 51.60 | 17 | 7 | 10 | 6 | 3 | 0 | 0 | 1 | 6 | 0 | 1 |
| Woodworkers | 51.70 | 3 | 3 | 0 | 3 | 0 | 0 | 0 | 0 | 0 | 0 | 0 |
| Plant & System Operators | 51.80 | 3 | 2 | 1 | 2 | 1 | 0 | 0 | 0 | 0 | 0 | 0 |
| Other Production Occupations | 51.90 | 318 | 194 | 124 | 146 | 97 | 6 | 2 | 24 | 14 | 18 | 11 |
| Transportation & Material Moving Occupations | 53 | 305 | 247 | 58 | 197 | 43 | 9 | 1 | 29 | 7 | 12 | 7 |
| Supervisors, Transportation & Material Moving Workers | 53.10 | 1 | 1 | 0 | 1 | 0 | 0 | 0 | 0 | 0 | 0 | 0 |
| Air Transportation Workers | 53.20 | 1 | 1 | 0 | 1 | 0 | 0 | 0 | 0 | 0 | 0 | 0 |
| Motor Vehicle Operators | 53.30 | 164 | 145 | 19 | 123 | 16 | 6 | 1 | 12 | 1 | 4 | 1 |
| Water Transportation Workers | 53.50 | 2 | 0 | 2 | 0 | 1 | 0 | 0 | 0 | 1 | 0 | 0 |
| Other Transportation Workers | 53.60 | 4 | 1 | 3 | 1 | 3 | 0 | 0 | 0 | 0 | 0 | 0 |
| Material Moving Workers | 53.70 | 114 | 83 | 31 | 60 | 21 | 2 | 0 | 13 | 5 | 8 | 5 |
| Other Transportation & Material Moving Occupations | 53.90 | 19 | 16 | 3 | 11 | 2 | 1 | 0 | 4 | 0 | 0 | 1 |
| Military Specific Occupations | 55 | 5 | 5 | 0 | 4 | 0 | 0 | 0 | 1 | 0 | 0 | 0 |
| Military Officer Special & Tactical Op's Leaders/Managers | 55.10 | 1 | 1 | 0 | 1 | 0 | 0 | 0 | 0 | 0 | 0 | 0 |
| Military Enlisted Tactical Operations & Air/Weapon | 55.30 | 3 | 3 | 0 | 2 | 0 | 0 | 0 | 1 | 0 | 0 | 0 |
| Other Military Specific Occupations | 55.90 | 1 | 1 | 0 | 1 | 0 | 0 | 0 | 0 | 0 | 0 | 0 |
| Unknown/Unclassifiable Occupations | 99 | 166 | 107 | 59 | 67 | 39 | 3 | 1 | 10 | 6 | 27 | 13 |
| Unknown/Unclassifiable Occupations | 99.90 | 166 | 107 | 59 | 67 | 39 | 3 | 1 | 10 | 6 | 27 | 13 |