




# Connecticut Labor Force Data for Affirmative Action Plans 1st Qtr - 2008



*“All of us do not have equal talent, but all of us should have an equal opportunity to develop our talents.”*  
John F. Kennedy



## Connecticut Data for Affirmative Action Plans

**Connecticut Data for Affirmative Action Plans** provides labor force information for Connecticut and its nine labor market areas (LMAs). The data presented are designed to meet the requirements of the Office of Federal Contract Compliance Programs (OFCCP) and/or the Connecticut Commission on Human Rights and Opportunities (CHRO) for companies, State agencies, and municipalities that submit an Affirmative Action Plan.

If you are completing an Affirmative Action Plan for a private company and you require regulations/guidelines to assist you in setting up your plan, please contact the OFCCP at (860) 240-4277.

If you are completing an Affirmative Action Plan for a State agency, municipality, or any political subdivision, and you require regulation guidelines for setting up your plan, please contact the CHRO, Office of Diversity Programs at (860) 541-3400 or visit their contract compliance website at: [http://www.ct.gov/chro/taxonomy/ct\\_taxonomy.asp?DLN=45583&chroNav=1455851](http://www.ct.gov/chro/taxonomy/ct_taxonomy.asp?DLN=45583&chroNav=1455851)

To order Equal Employment Opportunity posters at no charge, please contact either the OFCCP or the CHRO at the numbers listed above.

If you need a listing of minority/female owned businesses, visit the Department of Administrative Services, Supplier Diversity Program's website at: <http://www.biznet.ct.gov/DASOpenAccess/SupplierDiversity/SDSearch.aspx>

**Acknowledgement:** John B. Toomey, Jr., Dana W. Placzek, and Cynthia L. DeLisa prepared this report for publication.

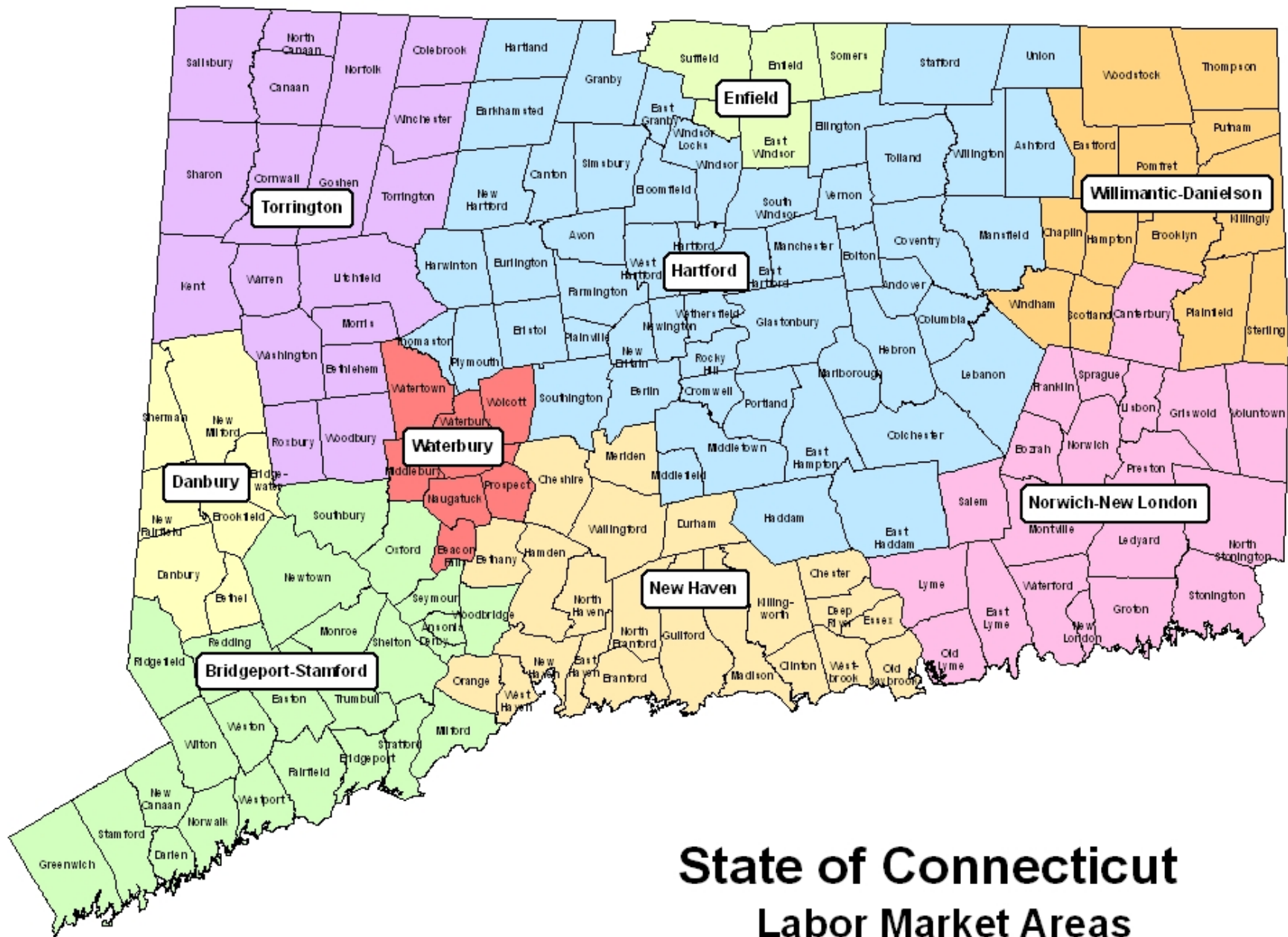
This publication is available online at: <http://www.ctdol.state.ct.us/lmi>



# Connecticut Data for Affirmative Action Plans

## TABLE OF CONTENTS

<b>Connecticut Map</b> .....	<b>1</b>
Shows boundaries and town composition of Connecticut's labor market areas	
<b>Estimated Total, Minority and Female Unemployment</b> .....	<b>2</b>
Includes estimates of total State unemployment and of unemployed job seekers registered with the <i>CTWorks</i> Career Centers	
<b>Connecticut Job Seekers by Occupational Group</b> .....	<b>3</b>
A graph showing the proportion of job seekers by major occupational group	
<b>Characteristics of Job Seekers (Statewide and LMAs)</b> .....	<b>4-43</b>
Provides information on the broad occupational skills of job seekers, including female and minority job seekers, registered with the local <i>CTWorks</i> Career Centers	
<b>CONNECTICUT - STATEWIDE</b> .....	<b>4-7</b>
<b>Bridgeport-Stamford Labor Market Area</b> .....	<b>8-11</b>
<b>Danbury Labor Market Area</b> .....	<b>12-15</b>
<b>Enfield Labor Market Area</b> .....	<b>16-19</b>
<b>Hartford Labor Market Area</b> .....	<b>20-23</b>
<b>New Haven Labor Market Area</b> .....	<b>24-27</b>
<b>Norwich-New London Labor Market Area</b> .....	<b>28-31</b>
<b>Torrington Labor Market Area</b> .....	<b>32-35</b>
<b>Waterbury Labor Market Area</b> .....	<b>36-39</b>
<b>Willimantic-Danielson Labor Market Area</b> .....	<b>40-43</b>



# State of Connecticut Labor Market Areas (Census 2000-based)

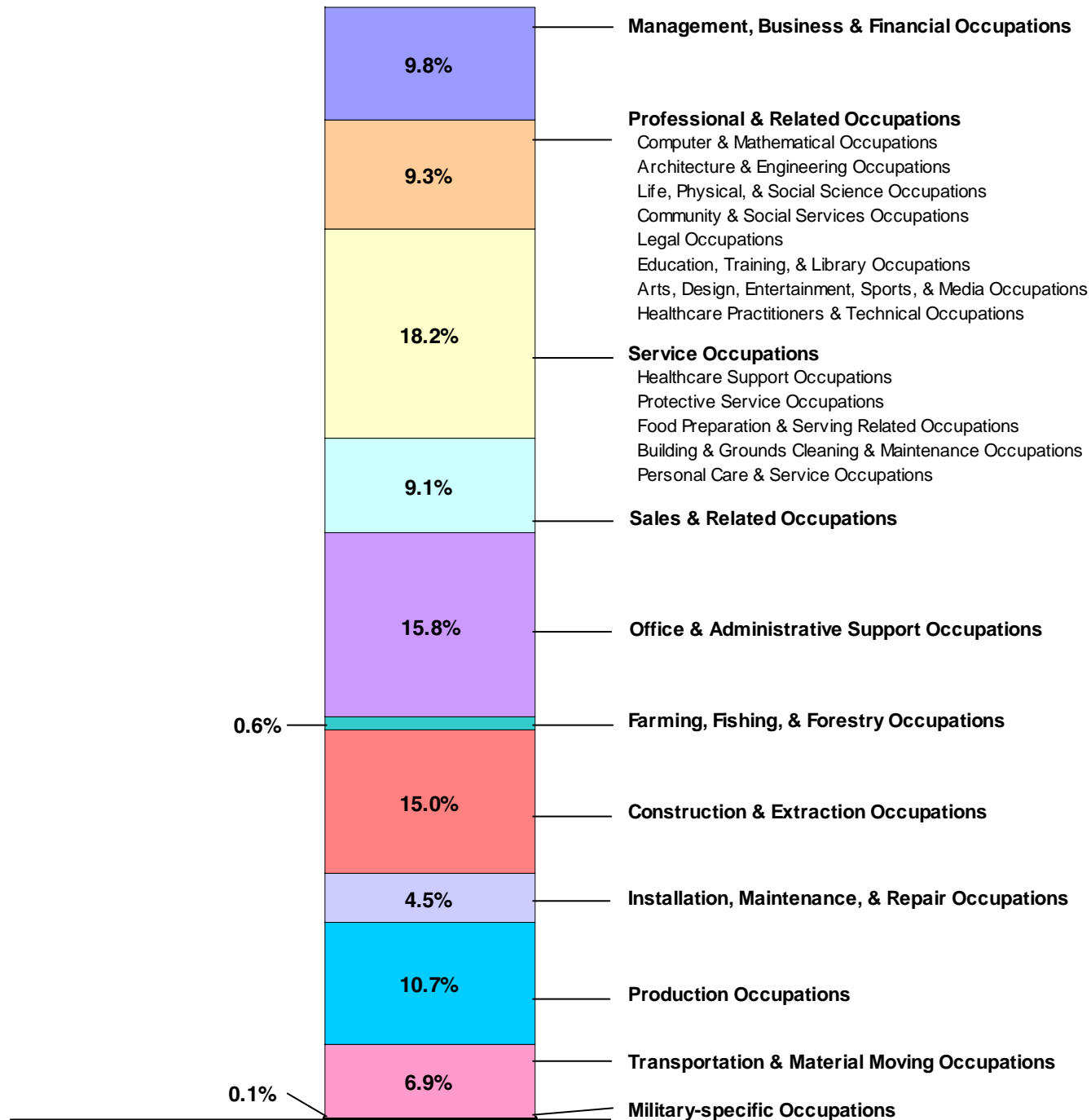
**ESTIMATED TOTAL, MINORITY AND FEMALE UNEMPLOYMENT**  
**of Job Seekers Registered at CTWorks Career Centers by Labor Market Area**  
**MARCH 2008**

LABOR MARKET AREA	TOTAL			MINORITY UNEMPLOYED				FEMALE UNEMPLOYED				
	Labor Force	Unemployed	Unemployment Rate	Total	% of Total Unemployed	Black	Hispanic	Total	% of Total Unemployed	Minority	Black	Hispanic
BRIDGEPORT-STAMFORD	476,700	23,600	4.9	14,610	61.9	7,110	5,680	9,960	42.2	6,430	3,460	2,220
DANBURY	92,500	4,000	4.4	1,080	27.1	270	490	1,680	41.9	440	120	180
ENFIELD	49,500	2,700	5.5	630	23.3	180	250	1,040	38.5	220	80	70
HARTFORD	593,000	33,500	5.7	19,140	57.1	7,490	8,100	14,100	42.1	8,860	3,680	3,690
NEW HAVEN	310,200	17,700	5.7	8,630	48.8	3,920	3,340	6,990	39.5	3,640	1,920	1,190
NORWICH-NEW LONDON	137,200	7,100	5.1	2,440	34.3	1,100	790	3,200	45.1	1,230	580	410
TORRINGTON	54,100	3,200	5.9	580	18.1	110	230	1,150	35.9	240	30	110
WATERBURY	103,000	7,900	7.6	3,820	48.3	1,480	1,680	3,420	43.3	1,810	710	850
WILLIMANTIC-DANIELSON	58,300	3,900	6.7	850	21.8	150	420	1,540	39.5	380	60	230
<b>STATE TOTAL</b>	<b>1,874,600</b>	<b>103,600</b>	<b>5.5</b>	<b>48,830</b>	<b>47.1</b>	<b>19,940</b>	<b>19,980</b>	<b>42,960</b>	<b>41.5</b>	<b>21,980</b>	<b>9,730</b>	<b>8,670</b>

NOTE: State totals may not agree with the sum of these areas because they are estimated independently

SOURCE: Connecticut Department of Labor - Office of Research

## Connecticut Job Seekers by Occupational Group - 1st Quarter 2008



Occupation	SOC Code	Total Applicants	Total Male	Total Female	White Male	White Female	Black Male	Black Female	Hispanic Male	Hispanic Female	Other Male	Other Female
<b>Total - All Occupations</b>	<b>00</b>	<b>51,423</b>	<b>30,097</b>	<b>21,326</b>	<b>16,771</b>	<b>10,415</b>	<b>5,068</b>	<b>4,828</b>	<b>5,613</b>	<b>4,303</b>	<b>2,645</b>	<b>1,780</b>
<b>Management Occupations</b>	<b>11</b>	<b>2,763</b>	<b>1,652</b>	<b>1,111</b>	<b>1,287</b>	<b>859</b>	<b>124</b>	<b>98</b>	<b>130</b>	<b>88</b>	<b>111</b>	<b>66</b>
Top Executives	11.10	938	608	330	469	255	45	29	48	28	46	18
Advertising, Marketing, Promotions, Public Rel. Occupations	11.20	547	341	206	291	165	18	15	15	15	17	11
Operations Specialties Managers	11.30	499	227	272	180	212	20	23	11	23	16	14
Other Management Occupations	11.90	779	476	303	347	227	41	31	56	22	32	23
<b>Business &amp; Financial Operations Occupations</b>	<b>13</b>	<b>1,995</b>	<b>932</b>	<b>1,063</b>	<b>575</b>	<b>665</b>	<b>196</b>	<b>193</b>	<b>93</b>	<b>120</b>	<b>68</b>	<b>85</b>
Business Operations Specialists	13.10	377	146	231	104	163	20	32	12	18	10	18
Financial Specialists	13.20	1,379	702	677	414	410	161	136	72	80	55	51
Other Business & Financial Operations Occupations	13.90	239	84	155	57	92	15	25	9	22	3	16
<b>Computer &amp; Mathematical Occupations</b>	<b>15</b>	<b>785</b>	<b>578</b>	<b>207</b>	<b>391</b>	<b>120</b>	<b>68</b>	<b>34</b>	<b>51</b>	<b>33</b>	<b>68</b>	<b>20</b>
Computer Specialists	15.10	701	520	181	346	107	62	31	47	27	65	16
Mathematical Scientists	15.20	14	6	8	4	4	0	0	1	3	1	1
Other Computer & Mathematical Occupations	15.90	70	52	18	41	9	6	3	3	3	2	3
<b>Architecture &amp; Engineering Occupations</b>	<b>17</b>	<b>528</b>	<b>447</b>	<b>81</b>	<b>339</b>	<b>48</b>	<b>42</b>	<b>11</b>	<b>34</b>	<b>11</b>	<b>32</b>	<b>11</b>
Architects, Surveyors, & Cartographers	17.10	32	26	6	18	4	6	1	2	0	0	1
Engineers	17.20	319	276	43	224	30	16	5	17	2	19	6
Drafters, Engineering, & Mapping Technicians	17.30	145	119	26	80	11	17	4	12	9	10	2
Other Architecture & Engineering Occupations	17.90	32	26	6	17	3	3	1	3	0	3	2
<b>Life, Physical, &amp; Social Science Occupations</b>	<b>19</b>	<b>261</b>	<b>129</b>	<b>132</b>	<b>87</b>	<b>88</b>	<b>15</b>	<b>20</b>	<b>9</b>	<b>10</b>	<b>18</b>	<b>14</b>
Life Scientists	19.10	25	14	11	7	9	3	2	1	0	3	0
Physical Scientists	19.20	38	24	14	18	9	1	0	1	1	4	4
Social Scientists & Related Workers	19.30	130	61	69	39	49	7	10	5	4	10	6
Life, Physical, & Social Science Technicians	19.40	37	20	17	15	11	4	4	0	1	1	1
Other Life, Physical, & Social Science Occupations	19.90	31	10	21	8	10	0	4	2	4	0	3
<b>Community &amp; Social Services Occupations</b>	<b>21</b>	<b>823</b>	<b>295</b>	<b>528</b>	<b>104</b>	<b>180</b>	<b>106</b>	<b>201</b>	<b>60</b>	<b>103</b>	<b>25</b>	<b>44</b>
Counselors, Social Workers, Other Cmty. & Soc. Svcs. Wkrs.	21.10	630	215	415	71	128	86	171	44	81	14	35
Religious Workers	21.20	20	11	9	3	1	4	2	2	5	2	1
Other Community & Social Services Occupations	21.90	173	69	104	30	51	16	28	14	17	9	8
<b>Legal Occupations</b>	<b>23</b>	<b>240</b>	<b>52</b>	<b>188</b>	<b>37</b>	<b>115</b>	<b>7</b>	<b>36</b>	<b>4</b>	<b>21</b>	<b>4</b>	<b>16</b>
Lawyers, Judges, & Related Workers	23.10	58	28	30	22	17	3	5	1	3	2	5
Legal Support Workers	23.20	143	14	129	8	82	3	23	2	14	1	10
Other Legal Occupations	23.90	39	10	29	7	16	1	8	1	4	1	1
<b>Education, Training, &amp; Library Occupations</b>	<b>25</b>	<b>624</b>	<b>196</b>	<b>428</b>	<b>93</b>	<b>178</b>	<b>55</b>	<b>110</b>	<b>30</b>	<b>93</b>	<b>18</b>	<b>47</b>

Occupation	SOC Code	Total Applicants	Total Male	Total Female	White Male	White Female	Black Male	Black Female	Hispanic Male	Hispanic Female	Other Male	Other Female
Postsecondary Teachers	25.10	127	61	66	25	21	13	20	16	18	7	7
Primary, Secondary & Special Ed. Teachers	25.20	139	43	96	29	53	10	21	2	16	2	6
Other Teachers & Instructors	25.30	40	14	26	9	10	4	6	1	6	0	4
Librarians, Curators, & Archivists	25.40	17	11	6	6	4	3	0	2	1	0	1
Other Education, Training, & Library Occupations	25.90	301	67	234	24	90	25	63	9	52	9	29
<b>Arts, Design, Entertainment, Sports, &amp; Media Occupations</b>	<b>27</b>	<b>479</b>	<b>265</b>	<b>214</b>	<b>166</b>	<b>152</b>	<b>52</b>	<b>26</b>	<b>27</b>	<b>23</b>	<b>20</b>	<b>13</b>
Arts & Design Workers	27.10	230	113	117	72	91	19	12	13	10	9	4
Entertainers & Performers, Sports & Related Workers	27.20	54	36	18	21	7	11	2	1	5	3	4
Media & Communication Workers	27.30	92	48	44	39	36	4	3	2	3	3	2
Media & Communication Equipment Workers	27.40	42	34	8	15	6	10	1	7	1	2	0
Other Arts, Design, Entertainment, Sports, & Media Workers	27.90	61	34	27	19	12	8	8	4	4	3	3
<b>Healthcare Practitioners &amp; Technical Occupations</b>	<b>29</b>	<b>748</b>	<b>175</b>	<b>573</b>	<b>99</b>	<b>334</b>	<b>39</b>	<b>127</b>	<b>20</b>	<b>69</b>	<b>17</b>	<b>43</b>
Health Diagnosing & Treating Practitioners	29.10	213	39	174	25	109	5	20	3	23	6	22
Health Technologists & Technicians	29.20	426	111	315	65	188	26	79	12	30	8	18
Other Healthcare Practitioners & Technical Occupations	29.90	109	25	84	9	37	8	28	5	16	3	3
<b>Healthcare Support Occupations</b>	<b>31</b>	<b>2,232</b>	<b>247</b>	<b>1,985</b>	<b>77</b>	<b>668</b>	<b>105</b>	<b>746</b>	<b>47</b>	<b>409</b>	<b>18</b>	<b>162</b>
Nursing, Psychiatric, & Home Health Aides	31.10	1,526	156	1,370	50	423	64	541	29	288	13	118
Occupational & Physical Therapist Assistants & Aides	31.20	9	2	7	1	5	1	1	0	0	0	1
Other Healthcare Support Occupations	31.90	697	89	608	26	240	40	204	18	121	5	43
<b>Protective Service Occupations</b>	<b>33</b>	<b>564</b>	<b>430</b>	<b>134</b>	<b>221</b>	<b>48</b>	<b>108</b>	<b>45</b>	<b>65</b>	<b>30</b>	<b>36</b>	<b>11</b>
First-Line Supervisors/Mgrs. of Protective Service Workers	33.10	4	4	0	3	0	1	0	0	0	0	0
Fire Fighting & Prevention Workers	33.20	10	9	1	8	0	0	0	0	0	1	1
Law Enforcement Workers	33.30	90	74	16	46	8	14	6	13	0	1	2
Other Protective Service Workers	33.90	460	343	117	164	40	93	39	52	30	34	8
<b>Food Preparation &amp; Serving Related Occupations</b>	<b>35</b>	<b>2,655</b>	<b>1,395</b>	<b>1,260</b>	<b>578</b>	<b>702</b>	<b>377</b>	<b>230</b>	<b>318</b>	<b>240</b>	<b>122</b>	<b>88</b>
Supervisors of Food Preparation & Serving Workers	35.10	246	194	52	115	35	37	8	31	8	11	1
Cooks & Food Preparation Workers	35.20	1,001	640	361	235	141	205	91	153	107	47	22
Food & Beverage Serving Workers	35.30	1,074	363	711	173	465	70	100	84	95	36	51
Other Food Preparation & Serving Related Workers	35.90	334	198	136	55	61	65	31	50	30	28	14
<b>Building &amp; Grounds Cleaning &amp; Maintenance Occupations</b>	<b>37</b>	<b>2,701</b>	<b>2,197</b>	<b>504</b>	<b>957</b>	<b>189</b>	<b>293</b>	<b>101</b>	<b>821</b>	<b>178</b>	<b>126</b>	<b>36</b>
Supervisors of Bldg./Grounds Cleaning & Maintenance Wkrs.	37.10	81	52	29	20	14	13	7	17	7	2	1
Building Cleaning & Pest Control Workers	37.20	872	495	377	169	123	151	90	140	136	35	28
Grounds Maintenance Workers	37.30	1,521	1,457	64	693	47	80	1	608	14	76	2
Other Building & Grounds Cleaning & Maint. Occupations	37.90	227	193	34	75	5	49	3	56	21	13	5



Occupation	SOC Code	Total Applicants	Total Male	Total Female	White Male	White Female	Black Male	Black Female	Hispanic Male	Hispanic Female	Other Male	Other Female
<b>Personal Care &amp; Service Occupations</b>	<b>39</b>	<b>654</b>	<b>148</b>	<b>506</b>	<b>65</b>	<b>223</b>	<b>35</b>	<b>152</b>	<b>26</b>	<b>100</b>	<b>22</b>	<b>31</b>
Supervisors of Personal Care & Service Workers	39.10	7	5	2	2	1	0	1	2	0	1	0
Animal Care & Service Workers	39.20	4	2	2	2	2	0	0	0	0	0	0
Entertainment Attendants & Related Workers	39.30	96	47	49	20	22	11	12	8	8	8	7
Personal Appearance Workers	39.50	108	14	94	6	64	2	10	3	13	3	7
Transportation, Tourism, & Lodging Attendants	39.60	13	7	6	3	0	3	3	1	2	0	1
Other Personal Care & Service Workers	39.90	426	73	353	32	134	19	126	12	77	10	16
<b>Sales &amp; Related Occupations</b>	<b>41</b>	<b>4,382</b>	<b>1,788</b>	<b>2,594</b>	<b>1,132</b>	<b>1,165</b>	<b>290</b>	<b>646</b>	<b>217</b>	<b>582</b>	<b>149</b>	<b>201</b>
Supervisors of Sales Workers	41.10	352	181	171	122	116	17	22	32	20	10	13
Retail Sales Workers	41.20	2,959	1,062	1,897	618	751	187	522	148	478	109	146
Sales Representatives, Services	41.30	525	285	240	214	155	39	33	17	29	15	23
Sales Representatives, Wholesale & Manufacturing	41.40	84	60	24	54	14	4	4	1	5	1	1
Other Sales & Related Workers	41.90	462	200	262	124	129	43	65	19	50	14	18
<b>Office &amp; Administrative Support Occupations</b>	<b>43</b>	<b>7,626</b>	<b>1,764</b>	<b>5,862</b>	<b>846</b>	<b>3,144</b>	<b>452</b>	<b>1,402</b>	<b>297</b>	<b>908</b>	<b>169</b>	<b>408</b>
Supervisors of Office & Admin. Support Workers	43.10	53	10	43	5	28	4	8	0	4	1	3
Communications Equipment Operators	43.20	53	9	44	4	15	4	20	0	8	1	1
Financial Clerks	43.30	703	88	615	58	394	17	106	6	79	7	36
Information & Record Clerks	43.40	2,365	559	1,806	293	858	133	485	79	343	54	120
Material Recording, Scheduling, Dispatch., & Distr. Workers	43.50	902	630	272	226	135	197	68	153	50	54	19
Secretaries & Administrative Assistants	43.60	1,692	116	1,576	73	997	21	280	16	200	6	99
Other Office & Administrative Support Workers	43.90	1,858	352	1,506	187	717	76	435	43	224	46	130
<b>Farming, Fishing, &amp; Forestry Occupations</b>	<b>45</b>	<b>286</b>	<b>204</b>	<b>82</b>	<b>62</b>	<b>43</b>	<b>10</b>	<b>1</b>	<b>123</b>	<b>35</b>	<b>9</b>	<b>3</b>
Supervisors of Farming, Fishing, & Forestry Workers	45.10	9	6	3	3	3	0	0	2	0	1	0
Agricultural Workers	45.20	241	170	71	42	34	8	1	114	34	6	2
Fishing & Hunting Workers	45.30	6	5	1	3	1	1	0	1	0	0	0
Forest, Conservation, & Logging Workers	45.40	10	6	4	5	3	1	0	0	0	0	1
Other Farming, Fishing, & Forestry Workers	45.90	20	17	3	9	2	0	0	6	1	2	0
<b>Construction &amp; Extraction Occupations</b>	<b>47</b>	<b>7,272</b>	<b>7,086</b>	<b>186</b>	<b>4,629</b>	<b>108</b>	<b>704</b>	<b>24</b>	<b>1,204</b>	<b>39</b>	<b>549</b>	<b>15</b>
Supervisors of Construction & Extraction Workers	47.10	22	20	2	16	0	1	0	2	1	1	1
Construction Trades Workers	47.20	6,055	5,904	151	3,921	94	546	18	953	29	484	10
Helpers, Construction Trades	47.30	625	610	15	368	9	65	2	148	2	29	2
Other Construction & Related Workers	47.40	153	145	8	51	1	32	1	49	5	13	1
Extraction Workers	47.50	18	18	0	10	0	2	0	4	0	2	0
Other Construction & Extraction Occupations	47.90	399	389	10	263	4	58	3	48	2	20	1

Occupation	SOC Code	Total Applicants	Total Male	Total Female	White Male	White Female	Black Male	Black Female	Hispanic Male	Hispanic Female	Other Male	Other Female
<b>Installation, Maintenance, &amp; Repair Occupations</b>	<b>49</b>	<b>2,181</b>	<b>2,099</b>	<b>82</b>	<b>1,284</b>	<b>37</b>	<b>340</b>	<b>15</b>	<b>340</b>	<b>25</b>	<b>135</b>	<b>5</b>
Supervisors of Installation, Maintenance, & Repair Workers	49.10	13	11	2	9	1	1	1	1	0	0	0
Electrical & Electronic Equipment Mechanics & Installers	49.20	238	226	12	130	7	54	1	25	2	17	2
Vehicle & Mobile Equipment Mechanics, Installers, Repairers	49.30	557	545	12	383	5	49	6	80	1	33	0
Other Installation, Maintenance & Repair Occupations	49.90	1,373	1,317	56	762	24	236	7	234	22	85	3
<b>Production Occupations</b>	<b>51</b>	<b>5,179</b>	<b>3,395</b>	<b>1,784</b>	<b>1,619</b>	<b>702</b>	<b>657</b>	<b>293</b>	<b>823</b>	<b>654</b>	<b>296</b>	<b>135</b>
Supervisors of Production Workers	51.10	15	13	2	10	2	3	0	0	0	0	0
Assemblers & Fabricators	51.20	294	155	139	71	44	35	20	36	66	13	9
Food Processing Workers	51.30	70	35	35	18	19	4	3	10	11	3	2
Metal Workers & Plastic Workers	51.40	1,711	1,312	399	696	167	185	43	305	159	126	30
Printing Workers	51.50	127	105	22	59	9	21	2	17	7	8	4
Textile, Apparel, & Furnishings Workers	51.60	113	36	77	9	25	11	12	13	35	3	5
Woodworkers	51.70	16	12	4	6	2	1	0	3	2	2	0
Plant & System Operators	51.80	24	21	3	14	0	0	0	4	3	3	0
Other Production Occupations	51.90	2,809	1,706	1,103	736	434	397	213	435	371	138	85
<b>Transportation &amp; Material Moving Occupations</b>	<b>53</b>	<b>3,348</b>	<b>2,908</b>	<b>440</b>	<b>1,398</b>	<b>149</b>	<b>751</b>	<b>89</b>	<b>543</b>	<b>164</b>	<b>216</b>	<b>38</b>
Supervisors of Transportation & Material Moving Workers	53.10	26	22	4	18	1	3	1	1	1	0	1
Air Transportation Workers	53.20	12	9	3	6	2	1	1	2	0	0	0
Motor Vehicle Operators	53.30	1,969	1,795	174	972	75	419	41	276	41	128	17
Rail Transportation Workers	53.40	11	10	1	8	0	2	1	0	0	0	0
Water Transportation Workers	53.50	13	10	3	7	1	2	1	0	1	1	0
Other Transportation Workers	53.60	73	65	8	27	2	12	4	19	1	7	1
Material Moving Workers	53.70	1,116	886	230	311	64	287	35	226	115	62	16
Other Transportation & Material Moving Occupations	53.90	128	111	17	49	4	25	5	19	5	18	3
<b>Military Specific Occupations</b>	<b>55</b>	<b>69</b>	<b>63</b>	<b>6</b>	<b>35</b>	<b>2</b>	<b>4</b>	<b>3</b>	<b>14</b>	<b>1</b>	<b>10</b>	<b>0</b>
Military Officer Special & Tactical Operations Leaders/Mgrs.	55.10	15	12	3	10	2	0	1	1	0	1	0
First-Line Enlisted Military Supervisor/Managers	55.20	5	4	1	2	0	0	1	2	0	0	0
Military Enlisted Tactical Operations & Air/Weapon	55.30	45	43	2	22	0	4	1	10	1	7	0
Other Military Specific Occupations	55.90	4	4	0	1	0	0	0	1	0	2	0
<b>Unknown/Unclassifiable Occupations</b>	<b>99</b>	<b>3,028</b>	<b>1,652</b>	<b>1,376</b>	<b>690</b>	<b>496</b>	<b>238</b>	<b>225</b>	<b>317</b>	<b>367</b>	<b>407</b>	<b>288</b>
Unknown/Unclassifiable Occupations	99.90	3,028	1,652	1,376	690	496	238	225	317	367	407	288

Occupation	SOC Code	Total Applicants	Total Male	Total Female	White Male	White Female	Black Male	Black Female	Hispanic Male	Hispanic Female	Other Male	Other Female
<b>Total - All Occupations</b>	<b>00</b>	<b>7,816</b>	<b>4,519</b>	<b>3,297</b>	<b>1,808</b>	<b>1,168</b>	<b>1,209</b>	<b>1,146</b>	<b>1,148</b>	<b>734</b>	<b>354</b>	<b>249</b>
<b>Management Occupations</b>	<b>11</b>	<b>462</b>	<b>283</b>	<b>179</b>	<b>192</b>	<b>127</b>	<b>33</b>	<b>19</b>	<b>29</b>	<b>22</b>	<b>29</b>	<b>11</b>
Top Executives	11.10	143	100	43	64	28	13	3	9	8	14	4
Advertising, Marketing, Promotions, Public Rel. Occupations	11.20	121	69	52	55	40	7	5	2	4	5	3
Operations Specialties Managers	11.30	92	40	52	24	39	8	5	2	6	6	2
Other Management Occupations	11.90	106	74	32	49	20	5	6	16	4	4	2
<b>Business &amp; Financial Operations Occupations</b>	<b>13</b>	<b>508</b>	<b>272</b>	<b>236</b>	<b>145</b>	<b>118</b>	<b>79</b>	<b>69</b>	<b>29</b>	<b>31</b>	<b>19</b>	<b>18</b>
Business Operations Specialists	13.10	49	23	26	15	14	5	7	2	4	1	1
Financial Specialists	13.20	407	227	180	115	89	69	55	26	20	17	16
Other Business & Financial Operations Occupations	13.90	52	22	30	15	15	5	7	1	7	1	1
<b>Computer &amp; Mathematical Occupations</b>	<b>15</b>	<b>137</b>	<b>99</b>	<b>38</b>	<b>53</b>	<b>17</b>	<b>27</b>	<b>10</b>	<b>8</b>	<b>7</b>	<b>11</b>	<b>4</b>
Computer Specialists	15.10	124	90	34	46	16	25	9	8	6	11	3
Mathematical Scientists	15.20	2	1	1	1	0	0	0	0	1	0	0
Other Computer & Mathematical Occupations	15.90	11	8	3	6	1	2	1	0	0	0	1
<b>Architecture &amp; Engineering Occupations</b>	<b>17</b>	<b>67</b>	<b>55</b>	<b>12</b>	<b>38</b>	<b>6</b>	<b>6</b>	<b>3</b>	<b>9</b>	<b>2</b>	<b>2</b>	<b>1</b>
Architects, Surveyors, & Cartographers	17.10	10	7	3	4	1	2	1	1	0	0	1
Engineers	17.20	43	36	7	26	5	3	2	6	0	1	0
Drafters, Engineering, & Mapping Technicians	17.30	12	10	2	7	0	1	0	1	2	1	0
Other Architecture & Engineering Occupations	17.90	2	2	0	1	0	0	0	1	0	0	0
<b>Life, Physical, &amp; Social Science Occupations</b>	<b>19</b>	<b>66</b>	<b>34</b>	<b>32</b>	<b>21</b>	<b>18</b>	<b>6</b>	<b>8</b>	<b>2</b>	<b>4</b>	<b>5</b>	<b>2</b>
Life Scientists	19.10	3	1	2	1	2	0	0	0	0	0	0
Physical Scientists	19.20	5	3	2	2	1	1	0	0	0	0	1
Social Scientists & Related Workers	19.30	49	28	21	17	14	4	5	2	1	5	1
Life, Physical, & Social Science Technicians	19.40	5	2	3	1	1	1	2	0	0	0	0
Other Life, Physical, & Social Science Occupations	19.90	4	0	4	0	0	0	1	0	3	0	0
<b>Community &amp; Social Services Occupations</b>	<b>21</b>	<b>105</b>	<b>40</b>	<b>65</b>	<b>8</b>	<b>13</b>	<b>20</b>	<b>36</b>	<b>9</b>	<b>11</b>	<b>3</b>	<b>5</b>
Counselors, Social Workers, Other Cmty. & Soc. Svcs. Wkrs.	21.10	90	31	59	8	12	15	32	6	10	2	5
Other Community & Social Services Occupations	21.90	15	9	6	0	1	5	4	3	1	1	0
<b>Legal Occupations</b>	<b>23</b>	<b>38</b>	<b>10</b>	<b>28</b>	<b>8</b>	<b>17</b>	<b>1</b>	<b>7</b>	<b>0</b>	<b>2</b>	<b>1</b>	<b>2</b>
Lawyers, Judges, & Related Workers	23.10	17	8	9	7	6	1	2	0	0	0	1
Legal Support Workers	23.20	19	2	17	1	10	0	4	0	2	1	1
Other Legal Occupations	23.90	2	0	2	0	1	0	1	0	0	0	0
<b>Education, Training, &amp; Library Occupations</b>	<b>25</b>	<b>103</b>	<b>44</b>	<b>59</b>	<b>17</b>	<b>17</b>	<b>18</b>	<b>19</b>	<b>6</b>	<b>15</b>	<b>3</b>	<b>8</b>
Postsecondary Teachers	25.10	19	8	11	3	1	2	4	2	6	1	0

Occupation	SOC Code	Total Applicants	Total Male	Total Female	White Male	White Female	Black Male	Black Female	Hispanic Male	Hispanic Female	Other Male	Other Female
Primary, Secondary & Special Ed. Teachers	25.20	21	10	11	5	6	4	2	1	1	0	2
Other Teachers & Instructors	25.30	7	4	3	2	0	2	2	0	1	0	0
Librarians, Curators, & Archivists	25.40	3	3	0	1	0	2	0	0	0	0	0
Other Education, Training, & Library Occupations	25.90	53	19	34	6	10	8	11	3	7	2	6
<b>Arts, Design, Entertainment, Sports, &amp; Media Occupations</b>	<b>27</b>	<b>108</b>	<b>62</b>	<b>46</b>	<b>36</b>	<b>28</b>	<b>16</b>	<b>10</b>	<b>6</b>	<b>6</b>	<b>4</b>	<b>2</b>
Art & Design Workers	27.10	49	25	24	14	17	6	5	3	2	2	0
Entertainers & Performers, Sports & Related Workers	27.20	16	12	4	7	1	4	1	1	1	0	1
Media & Communication Workers	27.30	23	12	11	9	8	2	2	1	1	0	0
Media & Communication Equipment Workers	27.40	9	8	1	4	0	2	0	1	1	1	0
Other Arts, Design, Entertainment, Sports, & Media Workers	27.90	11	5	6	2	2	2	2	0	1	1	1
<b>Healthcare Practitioners &amp; Technical Occupations</b>	<b>29</b>	<b>105</b>	<b>23</b>	<b>82</b>	<b>9</b>	<b>32</b>	<b>9</b>	<b>38</b>	<b>3</b>	<b>8</b>	<b>2</b>	<b>4</b>
Health Diagnosing & Treating Practitioners	29.10	26	5	21	5	9	0	5	0	5	0	2
Health Technologists & Technicians	29.20	59	10	49	3	20	5	25	1	2	1	2
Other Healthcare Practitioners & Technical Occupations	29.90	20	8	12	1	3	4	8	2	1	1	0
<b>Healthcare Support Occupations</b>	<b>31</b>	<b>319</b>	<b>32</b>	<b>287</b>	<b>6</b>	<b>28</b>	<b>18</b>	<b>165</b>	<b>4</b>	<b>73</b>	<b>4</b>	<b>21</b>
Nursing, Psychiatric, & Home Health Aides	31.10	206	16	190	4	13	10	114	1	47	1	16
Other Healthcare Support Occupations	31.90	113	16	97	2	15	8	51	3	26	3	5
<b>Protective Service Occupations</b>	<b>33</b>	<b>93</b>	<b>73</b>	<b>20</b>	<b>23</b>	<b>4</b>	<b>30</b>	<b>9</b>	<b>13</b>	<b>6</b>	<b>7</b>	<b>1</b>
Law Enforcement Workers	33.30	9	6	3	0	2	5	1	1	0	0	0
Other Protective Service Workers	33.90	84	67	17	23	2	25	8	12	6	7	1
<b>Food Preparation &amp; Serving Related Occupations</b>	<b>35</b>	<b>354</b>	<b>212</b>	<b>142</b>	<b>62</b>	<b>61</b>	<b>67</b>	<b>41</b>	<b>67</b>	<b>32</b>	<b>16</b>	<b>8</b>
Supervisors of Food Preparation & Serving Workers	35.10	37	29	8	17	4	6	3	6	1	0	0
Cooks & Food Preparation Workers	35.20	135	91	44	22	11	38	20	28	11	3	2
Food & Beverage Serving Workers	35.30	143	64	79	18	45	15	16	23	13	8	5
Other Food Preparation & Serving Related Workers	35.90	39	28	11	5	1	8	2	10	7	5	1
<b>Building &amp; Grounds Cleaning &amp; Maintenance Occupations</b>	<b>37</b>	<b>506</b>	<b>450</b>	<b>56</b>	<b>78</b>	<b>7</b>	<b>67</b>	<b>17</b>	<b>290</b>	<b>28</b>	<b>15</b>	<b>4</b>
Supervisors of Bldg./Grounds Cleaning & Maintenance Wkrs.	37.10	12	9	3	2	0	3	1	4	2	0	0
Building Cleaning & Pest Control Workers	37.20	118	77	41	11	3	31	15	34	21	1	2
Grounds Maintenance Workers	37.30	344	334	10	58	4	22	0	241	5	13	1
Other Building & Grounds Cleaning & Maint. Occupations	37.90	32	30	2	7	0	11	1	11	0	1	1
<b>Personal Care &amp; Service Occupations</b>	<b>39</b>	<b>102</b>	<b>26</b>	<b>76</b>	<b>10</b>	<b>21</b>	<b>7</b>	<b>29</b>	<b>4</b>	<b>22</b>	<b>5</b>	<b>4</b>
Supervisors, Personal Care & Service Workers	39.10	1	1	0	0	0	0	0	1	0	0	0
Animal Care & Service Workers	39.20	1	1	0	1	0	0	0	0	0	0	0
Entertainment Attendants & Related Workers	39.30	10	8	2	4	0	2	1	0	1	2	0

Occupation	SOC Code	Total Applicants	Total Male	Total Female	White Male	White Female	Black Male	Black Female	Hispanic Male	Hispanic Female	Other Male	Other Female
Personal Appearance Workers	39.50	20	4	16	2	9	0	4	1	1	1	2
Transportation, Tourism, & Lodging Attendants	39.60	3	3	0	2	0	1	0	0	0	0	0
Other Personal Care & Service Workers	39.90	67	9	58	1	12	4	24	2	20	2	2
<b>Sales &amp; Related Occupations</b>	<b>41</b>	<b>767</b>	<b>318</b>	<b>449</b>	<b>163</b>	<b>126</b>	<b>81</b>	<b>173</b>	<b>51</b>	<b>117</b>	<b>23</b>	<b>33</b>
Supervisors of Sales Workers	41.10	60	38	22	22	11	8	3	8	4	0	4
Retail Sales Workers	41.20	531	183	348	83	74	49	156	32	99	19	19
Sales Representatives, Services	41.30	93	54	39	33	22	12	5	6	8	3	4
Sales Representatives, Wholesale & Manufacturing	41.40	14	10	4	9	3	0	1	1	0	0	0
Other Sales & Related Workers	41.90	69	33	36	16	16	12	8	4	6	1	6
<b>Office &amp; Administrative Support Occupations</b>	<b>43</b>	<b>1,380</b>	<b>360</b>	<b>1,020</b>	<b>137</b>	<b>394</b>	<b>132</b>	<b>348</b>	<b>59</b>	<b>197</b>	<b>32</b>	<b>81</b>
Supervisors of Office & Admin. Support Workers	43.10	6	3	3	2	0	1	2	0	1	0	0
Communications Equipment Operators	43.20	11	0	11	0	1	0	8	0	1	0	1
Financial Clerks	43.30	115	21	94	9	42	5	28	1	18	6	6
Information & Record Clerks	43.40	435	116	319	46	100	41	119	20	73	9	27
Material Recording, Scheduling, Dispatch., & Distr. Workers	43.50	159	124	35	28	7	65	14	23	11	8	3
Secretaries & Administrative Assistants	43.60	353	25	328	15	174	3	78	3	53	4	23
Other Office & Administrative Support Workers	43.90	301	71	230	37	70	17	99	12	40	5	21
<b>Farming, Fishing, &amp; Forestry Occupations</b>	<b>45</b>	<b>12</b>	<b>9</b>	<b>3</b>	<b>6</b>	<b>2</b>	<b>1</b>	<b>0</b>	<b>1</b>	<b>1</b>	<b>1</b>	<b>0</b>
Agricultural Workers	45.20	7	4	3	3	2	0	0	1	1	0	0
Fishing & Hunting Workers	45.30	1	1	0	0	0	1	0	0	0	0	0
Forest, Conservation, & Logging Workers	45.40	2	2	0	2	0	0	0	0	0	0	0
Other Farming, Fishing, & Forestry Workers	45.90	2	2	0	1	0	0	0	0	0	1	0
<b>Construction &amp; Extraction Occupations</b>	<b>47</b>	<b>833</b>	<b>816</b>	<b>17</b>	<b>374</b>	<b>6</b>	<b>141</b>	<b>4</b>	<b>238</b>	<b>6</b>	<b>63</b>	<b>1</b>
Supervisors of Construction & Extraction Workers	47.10	6	5	1	4	0	1	0	0	0	0	1
Construction Trades Workers	47.20	658	644	14	304	5	99	4	187	5	54	0
Helpers, Construction Trades	47.30	71	70	1	15	0	13	0	38	1	4	0
Other Construction & Related Workers	47.40	20	20	0	5	0	9	0	4	0	2	0
Extraction Workers	47.50	1	1	0	0	0	0	0	1	0	0	0
Other Construction & Extraction Occupations	47.90	77	76	1	46	1	19	0	8	0	3	0
<b>Installation, Maintenance, &amp; Repair Occupations</b>	<b>49</b>	<b>343</b>	<b>325</b>	<b>18</b>	<b>130</b>	<b>4</b>	<b>92</b>	<b>7</b>	<b>82</b>	<b>6</b>	<b>21</b>	<b>1</b>
Supervisors of Installation, Maintenance, & Repair Workers	49.10	1	1	0	0	0	1	0	0	0	0	0
Electrical & Electronic Equipment Mechanics, Installers	49.20	36	35	1	12	0	18	1	5	0	0	0
Vehicle & Mobile Equip. Mechanics, Installers, Repairers	49.30	59	56	3	23	0	12	3	18	0	3	0
Other Installation, Maintenance & Repair Occupations	49.90	247	233	14	95	4	61	3	59	6	18	1

Occupation	SOC Code	Total Applicants	Total Male	Total Female	White Male	White Female	Black Male	Black Female	Hispanic Male	Hispanic Female	Other Male	Other Female
<b>Production Occupations</b>	<b>51</b>	<b>595</b>	<b>349</b>	<b>246</b>	<b>103</b>	<b>64</b>	<b>110</b>	<b>69</b>	<b>99</b>	<b>97</b>	<b>37</b>	<b>16</b>
Supervisors of Production Workers	51.10	1	0	1	0	1	0	0	0	0	0	0
Assemblers & Fabricators	51.20	31	16	15	4	1	5	6	5	8	2	0
Food Processing Workers	51.30	9	7	2	3	0	2	0	1	2	1	0
Metal Workers & Plastic Workers	51.40	186	130	56	42	11	30	7	37	33	21	5
Printing Workers	51.50	26	23	3	6	1	7	0	7	2	3	0
Textile, Apparel, & Furnishings Workers	51.60	16	6	10	0	1	4	5	2	3	0	1
Woodworkers	51.70	2	2	0	1	0	1	0	0	0	0	0
Plant & System Operators	51.80	2	2	0	2	0	0	0	0	0	0	0
Other Production Occupations	51.90	322	163	159	45	49	61	51	47	49	10	10
<b>Transportation &amp; Material Moving Occupations</b>	<b>53</b>	<b>515</b>	<b>448</b>	<b>67</b>	<b>111</b>	<b>12</b>	<b>202</b>	<b>22</b>	<b>102</b>	<b>29</b>	<b>33</b>	<b>4</b>
Supervisors of Transportation & Material Moving Workers	53.10	4	3	1	1	0	2	1	0	0	0	0
Air Transportation Workers	53.20	4	2	2	0	1	1	1	1	0	0	0
Motor Vehicle Operators	53.30	298	271	27	78	6	116	10	58	9	19	2
Rail Transportation Workers	53.40	1	1	0	1	0	0	0	0	0	0	0
Other Transportation Workers	53.60	11	10	1	1	0	2	1	5	0	2	0
Material Moving Workers	53.70	181	147	34	28	5	75	7	34	20	10	2
Other Transportation & Material Moving Occupations	53.90	16	14	2	2	0	6	2	4	0	2	0
<b>Military Specific Occupations</b>	<b>55</b>	<b>13</b>	<b>12</b>	<b>1</b>	<b>4</b>	<b>1</b>	<b>2</b>	<b>0</b>	<b>5</b>	<b>0</b>	<b>1</b>	<b>0</b>
Military Officer Special & Tactical Operations Leaders/Mgrs.	55.10	3	2	1	1	1	0	0	0	0	1	0
Military Enlisted Tactical Operations & Air/Weapon	55.30	10	10	0	3	0	2	0	5	0	0	0
<b>Unknown/Unclassifiable Occupations</b>	<b>99</b>	<b>285</b>	<b>167</b>	<b>118</b>	<b>74</b>	<b>45</b>	<b>44</b>	<b>43</b>	<b>32</b>	<b>12</b>	<b>17</b>	<b>18</b>
Unknown/Unclassifiable Occupations	99.90	285	167	118	74	45	44	43	32	12	17	18

Occupation	SOC Code	Total Applicants	Total Male	Total Female	White Male	White Female	Black Male	Black Female	Hispanic Male	Hispanic Female	Other Male	Other Female
<b>Total - All Occupations</b>	<b>00</b>	<b>1,888</b>	<b>1,097</b>	<b>791</b>	<b>795</b>	<b>582</b>	<b>68</b>	<b>58</b>	<b>149</b>	<b>84</b>	<b>85</b>	<b>67</b>
<b>Management Occupations</b>	<b>11</b>	<b>164</b>	<b>93</b>	<b>71</b>	<b>86</b>	<b>62</b>	<b>3</b>	<b>3</b>	<b>4</b>	<b>4</b>	<b>0</b>	<b>2</b>
Top Executives	11.10	49	32	17	30	17	2	0	0	0	0	0
Advertising, Marketing, Promotions, Public Rel. Occupations	11.20	30	19	11	18	7	0	2	1	2	0	0
Operations Specialties Managers	11.30	39	14	25	14	21	0	1	0	2	0	1
Other Management Occupations	11.90	46	28	18	24	17	1	0	3	0	0	1
<b>Business &amp; Financial Operations Occupations</b>	<b>13</b>	<b>113</b>	<b>48</b>	<b>65</b>	<b>37</b>	<b>46</b>	<b>5</b>	<b>4</b>	<b>2</b>	<b>8</b>	<b>4</b>	<b>7</b>
Business Operations Specialists	13.10	27	6	21	6	18	0	2	0	1	0	0
Financial Specialists	13.20	75	40	35	29	21	5	2	2	7	4	5
Other Business & Financial Operations Occupations	13.90	11	2	9	2	7	0	0	0	0	0	2
<b>Computer &amp; Mathematical Occupations</b>	<b>15</b>	<b>54</b>	<b>41</b>	<b>13</b>	<b>31</b>	<b>9</b>	<b>1</b>	<b>1</b>	<b>4</b>	<b>1</b>	<b>5</b>	<b>2</b>
Computer Specialists	15.10	50	38	12	29	9	1	1	4	1	4	1
Mathematical Scientists	15.20	1	1	0	0	0	0	0	0	0	1	0
Other Computer & Mathematical Occupations	15.90	3	2	1	2	0	0	0	0	0	0	1
<b>Architecture &amp; Engineering Occupations</b>	<b>17</b>	<b>33</b>	<b>31</b>	<b>2</b>	<b>27</b>	<b>2</b>	<b>0</b>	<b>0</b>	<b>1</b>	<b>0</b>	<b>3</b>	<b>0</b>
Architects, Surveyors, & Cartographers	17.10	2	1	1	1	1	0	0	0	0	0	0
Engineers	17.20	21	21	0	19	0	0	0	0	0	2	0
Drafters, Engineering, & Mapping Technicians	17.30	8	7	1	5	1	0	0	1	0	1	0
Other Architecture & Engineering Occupations	17.90	2	2	0	2	0	0	0	0	0	0	0
<b>Life, Physical, &amp; Social Science Occupations</b>	<b>19</b>	<b>13</b>	<b>7</b>	<b>6</b>	<b>4</b>	<b>5</b>	<b>0</b>	<b>0</b>	<b>1</b>	<b>0</b>	<b>2</b>	<b>1</b>
Life Scientists	19.10	2	2	0	0	0	0	0	0	0	2	0
Physical Scientists	19.20	1	0	1	0	0	0	0	0	0	0	1
Social Scientists & Related Workers	19.30	9	5	4	4	4	0	0	1	0	0	0
Life, Physical, & Social Science Technicians	19.40	1	0	1	0	1	0	0	0	0	0	0
<b>Community &amp; Social Services Occupations</b>	<b>21</b>	<b>14</b>	<b>9</b>	<b>5</b>	<b>5</b>	<b>2</b>	<b>2</b>	<b>1</b>	<b>1</b>	<b>0</b>	<b>1</b>	<b>2</b>
Counselors, Social Workers, Other Cmty. & Soc. Svcs. Wkrs.	21.10	14	9	5	5	2	2	1	1	0	1	2
<b>Legal Occupations</b>	<b>23</b>	<b>10</b>	<b>2</b>	<b>8</b>	<b>1</b>	<b>6</b>	<b>0</b>	<b>2</b>	<b>1</b>	<b>0</b>	<b>0</b>	<b>0</b>
Lawyers, Judges, & Related Workers	23.10	1	0	1	0	1	0	0	0	0	0	0
Legal Support Workers	23.20	7	2	5	1	4	0	1	1	0	0	0
Other Legal Occupations	23.90	2	0	2	0	1	0	1	0	0	0	0
<b>Education, Training, &amp; Library Occupations</b>	<b>25</b>	<b>23</b>	<b>9</b>	<b>14</b>	<b>5</b>	<b>10</b>	<b>1</b>	<b>2</b>	<b>0</b>	<b>1</b>	<b>3</b>	<b>1</b>
Postsecondary Teachers	25.10	5	4	1	3	1	0	0	0	0	1	0
Primary, Secondary & Special Ed. Teachers	25.20	6	1	5	1	4	0	0	0	1	0	0
Other Teachers & Instructors	25.30	3	0	3	0	1	0	1	0	0	0	1

Occupation	SOC Code	Total Applicants	Total Male	Total Female	White Male	White Female	Black Male	Black Female	Hispanic Male	Hispanic Female	Other Male	Other Female
Librarians, Curators, & Archivists	25.40	1	0	1	0	1	0	0	0	0	0	0
Other Education, Training, & Library Occupations	25.90	8	4	4	1	3	1	1	0	0	2	0
<b>Arts, Design, Entertainment, Sports, &amp; Media Occupations</b>	<b>27</b>	<b>25</b>	<b>10</b>	<b>15</b>	<b>8</b>	<b>13</b>	<b>0</b>	<b>0</b>	<b>1</b>	<b>0</b>	<b>1</b>	<b>2</b>
Art & Design Workers	27.10	10	4	6	4	6	0	0	0	0	0	0
Entertainers & Performers, Sports & Related Workers	27.20	1	1	0	1	0	0	0	0	0	0	0
Media & Communication Workers	27.30	9	4	5	3	4	0	0	1	0	0	1
Other Arts, Design, Entertainment, Sports, & Media Workers	27.90	5	1	4	0	3	0	0	0	0	1	1
<b>Healthcare Practitioners &amp; Technical Occupations</b>	<b>29</b>	<b>25</b>	<b>8</b>	<b>17</b>	<b>5</b>	<b>14</b>	<b>1</b>	<b>1</b>	<b>0</b>	<b>1</b>	<b>2</b>	<b>1</b>
Health Diagnosing & Treating Practitioners	29.10	10	2	8	1	7	0	0	0	1	1	0
Health Technologists & Technicians	29.20	12	5	7	3	5	1	1	0	0	1	1
Other Healthcare Practitioners & Technical Occupations	29.90	3	1	2	1	2	0	0	0	0	0	0
<b>Healthcare Support Occupations</b>	<b>31</b>	<b>89</b>	<b>15</b>	<b>74</b>	<b>4</b>	<b>33</b>	<b>6</b>	<b>16</b>	<b>3</b>	<b>16</b>	<b>2</b>	<b>9</b>
Nursing, Psychiatric, & Home Health Aides	31.10	68	8	60	3	26	3	16	1	12	1	6
Occupational & Physical Therapist Assistants & Aides	31.20	1	0	1	0	1	0	0	0	0	0	0
Other Healthcare Support Occupations	31.90	20	7	13	1	6	3	0	2	4	1	3
<b>Protective Service Occupations</b>	<b>33</b>	<b>11</b>	<b>9</b>	<b>2</b>	<b>9</b>	<b>1</b>	<b>0</b>	<b>1</b>	<b>0</b>	<b>0</b>	<b>0</b>	<b>0</b>
Law Enforcement Workers	33.30	2	2	0	2	0	0	0	0	0	0	0
Other Protective Service Workers	33.90	9	7	2	7	1	0	1	0	0	0	0
<b>Food Preparation &amp; Serving Related Occupations</b>	<b>35</b>	<b>62</b>	<b>38</b>	<b>24</b>	<b>30</b>	<b>21</b>	<b>0</b>	<b>0</b>	<b>7</b>	<b>2</b>	<b>1</b>	<b>1</b>
Supervisors, Food Preparation & Serving Workers	35.10	11	9	2	9	2	0	0	0	0	0	0
Cooks & Food Preparation Workers	35.20	14	12	2	9	2	0	0	3	0	0	0
Food & Beverage Serving Workers	35.30	28	13	15	9	14	0	0	4	0	0	1
Other Food Preparation & Serving Related Workers	35.90	9	4	5	3	3	0	0	0	2	1	0
<b>Building &amp; Grounds Cleaning &amp; Maintenance Occupations</b>	<b>37</b>	<b>74</b>	<b>62</b>	<b>12</b>	<b>28</b>	<b>10</b>	<b>3</b>	<b>1</b>	<b>22</b>	<b>1</b>	<b>9</b>	<b>0</b>
Supervisors of Bldg./Grounds Cleaning & Maintenance Wkrs.	37.10	1	1	0	0	0	0	0	0	0	1	0
Building Cleaning & Pest Control Workers	37.20	15	8	7	2	5	1	1	4	1	1	0
Grounds Maintenance Workers	37.30	57	52	5	25	5	2	0	18	0	7	0
Other Building & Grounds Cleaning & Maint. Occupations	37.90	1	1	0	1	0	0	0	0	0	0	0
<b>Personal Care &amp; Service Occupations</b>	<b>39</b>	<b>24</b>	<b>6</b>	<b>18</b>	<b>3</b>	<b>13</b>	<b>1</b>	<b>0</b>	<b>1</b>	<b>4</b>	<b>1</b>	<b>1</b>
Entertainment Attendants & Related Workers	39.30	1	1	0	0	0	0	0	0	0	1	0
Personal Appearance Workers	39.50	8	1	7	1	6	0	0	0	1	0	0
Other Personal Care & Service Workers	39.90	15	4	11	2	7	1	0	1	3	0	1
<b>Sales &amp; Related Occupations</b>	<b>41</b>	<b>174</b>	<b>83</b>	<b>91</b>	<b>71</b>	<b>72</b>	<b>5</b>	<b>3</b>	<b>1</b>	<b>12</b>	<b>6</b>	<b>4</b>
Supervisors, Sales Workers	41.10	11	5	6	4	4	0	0	0	1	1	1



Occupation	SOC Code	Total Applicants	Total Male	Total Female	White Male	White Female	Black Male	Black Female	Hispanic Male	Hispanic Female	Other Male	Other Female
Retail Sales Workers	41.20	103	43	60	35	46	3	3	1	8	4	3
Sales Representatives, Services	41.30	32	19	13	18	13	1	0	0	0	0	0
Sales Representatives, Wholesale & Manufacturing	41.40	4	3	1	3	0	0	0	0	1	0	0
Other Sales & Related Workers	41.90	24	13	11	11	9	1	0	0	2	1	0
<b>Office &amp; Administrative Support Occupations</b>	<b>43</b>	<b>328</b>	<b>63</b>	<b>265</b>	<b>43</b>	<b>210</b>	<b>8</b>	<b>18</b>	<b>8</b>	<b>16</b>	<b>4</b>	<b>21</b>
Supervisors, Office & Administrative Support Workers	43.10	5	0	5	0	4	0	0	0	0	0	1
Communications Equipment Operators	43.20	2	1	1	0	1	1	0	0	0	0	0
Financial Clerks	43.30	34	4	30	3	23	0	1	1	3	0	3
Information & Record Clerks	43.40	91	21	70	17	43	1	8	1	8	2	11
Material Recording, Scheduling, Dispatch, & Distribution Wkrs.	43.50	27	17	10	9	8	3	1	4	0	1	1
Secretaries & Administrative Assistants	43.60	99	8	91	6	80	0	3	2	4	0	4
Other Office & Administrative Support Workers	43.90	70	12	58	8	51	3	5	0	1	1	1
<b>Farming, Fishing, &amp; Forestry Occupations</b>	<b>45</b>	<b>4</b>	<b>2</b>	<b>2</b>	<b>1</b>	<b>1</b>	<b>0</b>	<b>0</b>	<b>1</b>	<b>1</b>	<b>0</b>	<b>0</b>
Supervisors of Farming, Fishing, & Forestry Workers	45.10	1	1	0	0	0	0	0	1	0	0	0
Agricultural Workers	45.20	3	1	2	1	1	0	0	0	1	0	0
<b>Construction &amp; Extraction Occupations</b>	<b>47</b>	<b>215</b>	<b>209</b>	<b>6</b>	<b>149</b>	<b>2</b>	<b>9</b>	<b>1</b>	<b>39</b>	<b>3</b>	<b>12</b>	<b>0</b>
Supervisors of Construction & Extraction Workers	47.10	1	1	0	0	0	0	0	1	0	0	0
Construction Trades Workers	47.20	168	163	5	117	2	4	1	31	2	11	0
Helpers, Construction Trades	47.30	16	16	0	8	0	1	0	6	0	1	0
Other Construction & Related Workers	47.40	3	3	0	2	0	1	0	0	0	0	0
Extraction Workers	47.50	1	1	0	1	0	0	0	0	0	0	0
Other Construction & Extraction Occupations	47.90	26	25	1	21	0	3	0	1	1	0	0
<b>Installation, Maintenance, &amp; Repair Occupations</b>	<b>49</b>	<b>84</b>	<b>82</b>	<b>2</b>	<b>68</b>	<b>2</b>	<b>3</b>	<b>0</b>	<b>8</b>	<b>0</b>	<b>3</b>	<b>0</b>
Supervisors of Installation, Maintenance, & Repair	49.10	1	1	0	1	0	0	0	0	0	0	0
Electrical & Electronic Equipment Mechanics, Installers	49.20	9	8	1	6	1	0	0	0	0	2	0
Vehicle & Mobile Equip. Mechanics, Installers, & Repairers	49.30	30	30	0	27	0	1	0	2	0	0	0
Other Installation, Maintenance & Repair Occupations	49.90	44	43	1	34	1	2	0	6	0	1	0
<b>Production Occupations</b>	<b>51</b>	<b>131</b>	<b>98</b>	<b>33</b>	<b>55</b>	<b>15</b>	<b>6</b>	<b>1</b>	<b>23</b>	<b>7</b>	<b>14</b>	<b>10</b>
Assemblers & Fabricators	51.20	3	2	1	1	0	0	0	0	0	1	1
Food Processing Workers	51.30	2	2	0	2	0	0	0	0	0	0	0
Metal Workers & Plastic Workers	51.40	49	46	3	26	2	4	0	9	1	7	0
Printing Workers	51.50	3	3	0	1	0	0	0	1	0	1	0
Textile, Apparel, & Furnishings Workers	51.60	4	0	4	0	2	0	0	0	1	0	1

Occupation	SOC Code	Total Applicants	Total Male	Total Female	White Male	White Female	Black Male	Black Female	Hispanic Male	Hispanic Female	Other Male	Other Female
Woodworkers	51.70	2	1	1	1	1	0	0	0	0	0	0
Other Production Occupations	51.90	68	44	24	24	10	2	1	13	5	5	8
<b>Transportation &amp; Material Moving Occupations</b>	<b>53</b>	<b>111</b>	<b>100</b>	<b>11</b>	<b>66</b>	<b>8</b>	<b>10</b>	<b>0</b>	<b>15</b>	<b>3</b>	<b>9</b>	<b>0</b>
Supervisors of Transportation & Material Moving Workers	53.10	1	1	0	1	0	0	0	0	0	0	0
Air Transportation Workers	53.20	1	1	0	1	0	0	0	0	0	0	0
Motor Vehicle Operators	53.30	78	72	6	53	6	5	0	9	0	5	0
Material Moving Workers	53.70	30	25	5	10	2	5	0	6	3	4	0
Other Transportation & Material Moving Occupations	53.90	1	1	0	1	0	0	0	0	0	0	0
<b>Military Specific Occupations</b>	<b>55</b>	<b>2</b>	<b>2</b>	<b>0</b>	<b>1</b>	<b>0</b>	<b>0</b>	<b>0</b>	<b>0</b>	<b>0</b>	<b>1</b>	<b>0</b>
Military Enlisted Tactical Operations & Air/Weapon	55.30	2	2	0	1	0	0	0	0	0	1	0
<b>Unknown/Unclassifiable Occupations</b>	<b>99</b>	<b>105</b>	<b>70</b>	<b>35</b>	<b>58</b>	<b>25</b>	<b>4</b>	<b>3</b>	<b>6</b>	<b>4</b>	<b>2</b>	<b>3</b>
Unknown/Unclassifiable Occupations	99.90	105	70	35	58	25	4	3	6	4	2	3

Occupation	SOC Code	Total Applicants	Total Male	Total Female	White Male	White Female	Black Male	Black Female	Hispanic Male	Hispanic Female	Other Male	Other Female
<b>Total - All Occupations</b>	<b>00</b>	<b>2,330</b>	<b>1,433</b>	<b>897</b>	<b>1,081</b>	<b>707</b>	<b>87</b>	<b>69</b>	<b>153</b>	<b>63</b>	<b>112</b>	<b>58</b>
<b>Management Occupations</b>	<b>11</b>	<b>144</b>	<b>80</b>	<b>64</b>	<b>69</b>	<b>58</b>	<b>3</b>	<b>1</b>	<b>1</b>	<b>1</b>	<b>7</b>	<b>4</b>
Top Executives	11.10	46	28	18	25	17	1	0	0	1	2	0
Advertising, Marketing, Promotions, Public Rel. Occupations	11.20	28	16	12	15	11	0	0	0	0	1	1
Operations Specialties Managers	11.30	27	13	14	12	11	1	1	0	0	0	2
Other Management Occupations	11.90	43	23	20	17	19	1	0	1	0	4	1
<b>Business &amp; Financial Operations Occupations</b>	<b>13</b>	<b>71</b>	<b>26</b>	<b>45</b>	<b>21</b>	<b>35</b>	<b>0</b>	<b>5</b>	<b>0</b>	<b>0</b>	<b>5</b>	<b>5</b>
Business Operations Specialists	13.10	27	10	17	10	14	0	3	0	0	0	0
Financial Specialists	13.20	34	12	22	8	17	0	2	0	0	4	3
Other Business & Financial Operations Occupations	13.90	10	4	6	3	4	0	0	0	0	1	2
<b>Computer &amp; Mathematical Occupations</b>	<b>15</b>	<b>46</b>	<b>28</b>	<b>18</b>	<b>24</b>	<b>16</b>	<b>0</b>	<b>0</b>	<b>1</b>	<b>1</b>	<b>3</b>	<b>1</b>
Computer Specialists	15.10	41	25	16	21	14	0	0	1	1	3	1
Mathematical Scientists	15.20	2	1	1	1	1	0	0	0	0	0	0
Other Computer & Mathematical Occupations	15.90	3	2	1	2	1	0	0	0	0	0	0
<b>Architecture &amp; Engineering Occupations</b>	<b>17</b>	<b>41</b>	<b>37</b>	<b>4</b>	<b>34</b>	<b>3</b>	<b>2</b>	<b>0</b>	<b>0</b>	<b>0</b>	<b>1</b>	<b>1</b>
Engineers	17.20	25	21	4	20	3	0	0	0	0	1	1
Drafters, Engineering, & Mapping Technicians	17.30	15	15	0	13	0	2	0	0	0	0	0
Other Architecture & Engineering Occupations	17.90	1	1	0	1	0	0	0	0	0	0	0
<b>Life, Physical, &amp; Social Science Occupations</b>	<b>19</b>	<b>7</b>	<b>2</b>	<b>5</b>	<b>1</b>	<b>5</b>	<b>0</b>	<b>0</b>	<b>0</b>	<b>0</b>	<b>1</b>	<b>0</b>
Life Scientists	19.10	1	0	1	0	1	0	0	0	0	0	0
Physical Scientists	19.20	3	2	1	1	1	0	0	0	0	1	0
Social Scientists & Related Workers	19.30	1	0	1	0	1	0	0	0	0	0	0
Life, Physical, & Social Science Technicians	19.40	1	0	1	0	1	0	0	0	0	0	0
Other Life, Physical, & Social Science Occupations	19.90	1	0	1	0	1	0	0	0	0	0	0
<b>Community &amp; Social Services Occupations</b>	<b>21</b>	<b>30</b>	<b>13</b>	<b>17</b>	<b>7</b>	<b>11</b>	<b>5</b>	<b>4</b>	<b>0</b>	<b>2</b>	<b>1</b>	<b>0</b>
Counselors, Social Workers, Other Cmty. & Soc. Svcs. Wkrs.	21.10	19	6	13	2	7	4	4	0	2	0	0
Religious Workers	21.20	2	2	0	1	0	1	0	0	0	0	0
Other Community & Social Services Occupations	21.90	9	5	4	4	4	0	0	0	0	1	0
<b>Legal Occupations</b>	<b>23</b>	<b>8</b>	<b>2</b>	<b>6</b>	<b>2</b>	<b>4</b>	<b>0</b>	<b>1</b>	<b>0</b>	<b>1</b>	<b>0</b>	<b>0</b>
Lawyers, Judges, & Related Workers	23.10	2	1	1	1	1	0	0	0	0	0	0
Legal Support Workers	23.20	5	1	4	1	3	0	1	0	0	0	0
Other Legal Occupations	23.90	1	0	1	0	0	0	0	0	1	0	0
<b>Education, Training, &amp; Library Occupations</b>	<b>25</b>	<b>24</b>	<b>6</b>	<b>18</b>	<b>5</b>	<b>11</b>	<b>1</b>	<b>4</b>	<b>0</b>	<b>1</b>	<b>0</b>	<b>2</b>
Postsecondary Teachers	25.10	7	1	6	0	3	1	2	0	0	0	1

Occupation	SOC Code	Total Applicants	Total Male	Total Female	White Male	White Female	Black Male	Black Female	Hispanic Male	Hispanic Female	Other Male	Other Female
Primary, Secondary & Special Education Teachers	25.20	5	3	2	3	2	0	0	0	0	0	0
Other Teachers & Instructors	25.30	1	0	1	0	1	0	0	0	0	0	0
Librarians, Curators, & Archivists	25.40	1	1	0	1	0	0	0	0	0	0	0
Other Education, Training, & Library Occupations	25.90	10	1	9	1	5	0	2	0	1	0	1
<b>Arts, Design, Entertainment, Sports, &amp; Media Occupations</b>	<b>27</b>	<b>11</b>	<b>7</b>	<b>4</b>	<b>7</b>	<b>3</b>	<b>0</b>	<b>0</b>	<b>0</b>	<b>1</b>	<b>0</b>	<b>0</b>
Art & Design Workers	27.10	5	4	1	4	1	0	0	0	0	0	0
Entertainers & Performers, Sports & Related Workers	27.20	1	1	0	1	0	0	0	0	0	0	0
Media & Communication Workers	27.30	3	2	1	2	0	0	0	0	1	0	0
Media & Communication Equipment Workers	27.40	1	0	1	0	1	0	0	0	0	0	0
Other Arts, Design, Entertainment, Sports, & Media Workers	27.90	1	0	1	0	1	0	0	0	0	0	0
<b>Healthcare Practitioners &amp; Technical Occupations</b>	<b>29</b>	<b>42</b>	<b>5</b>	<b>37</b>	<b>3</b>	<b>29</b>	<b>1</b>	<b>3</b>	<b>0</b>	<b>1</b>	<b>1</b>	<b>4</b>
Health Diagnosing & Treating Practitioners	29.10	14	0	14	0	10	0	0	0	1	0	3
Health Technologists & Technicians	29.20	22	5	17	3	14	1	2	0	0	1	1
Other Healthcare Practitioners & Technical Occupations	29.90	6	0	6	0	5	0	1	0	0	0	0
<b>Healthcare Support Occupations</b>	<b>31</b>	<b>69</b>	<b>4</b>	<b>65</b>	<b>4</b>	<b>42</b>	<b>0</b>	<b>11</b>	<b>0</b>	<b>6</b>	<b>0</b>	<b>6</b>
Nursing, Psychiatric, & Home Health Aides	31.10	27	2	25	2	14	0	7	0	2	0	2
Other Healthcare Support Occupations	31.90	42	2	40	2	28	0	4	0	4	0	4
<b>Protective Service Occupations</b>	<b>33</b>	<b>26</b>	<b>21</b>	<b>5</b>	<b>14</b>	<b>2</b>	<b>5</b>	<b>0</b>	<b>1</b>	<b>2</b>	<b>1</b>	<b>1</b>
Supervisors of Protective Service Workers	33.10	1	1	0	1	0	0	0	0	0	0	0
Law Enforcement Workers	33.30	8	7	1	6	1	1	0	0	0	0	0
Other Protective Service Workers	33.90	17	13	4	7	1	4	0	1	2	1	1
<b>Food Preparation &amp; Serving Related Occupations</b>	<b>35</b>	<b>97</b>	<b>47</b>	<b>50</b>	<b>29</b>	<b>45</b>	<b>4</b>	<b>0</b>	<b>11</b>	<b>2</b>	<b>3</b>	<b>3</b>
Supervisors of Food Preparation & Serving Workers	35.10	10	8	2	5	2	0	0	2	0	1	0
Cooks & Food Preparation Workers	35.20	34	23	11	16	10	2	0	3	1	2	0
Food & Beverage Serving Workers	35.30	47	13	34	7	32	1	0	5	1	0	1
Other Food Preparation & Serving Related Workers	35.90	6	3	3	1	1	1	0	1	0	0	2
<b>Building &amp; Grounds Cleaning &amp; Maintenance Occupations</b>	<b>37</b>	<b>98</b>	<b>92</b>	<b>6</b>	<b>68</b>	<b>3</b>	<b>4</b>	<b>0</b>	<b>18</b>	<b>3</b>	<b>2</b>	<b>0</b>
Supervisors of Bldg./Grounds Cleaning & Maintenance Wkrs.	37.10	2	1	1	1	1	0	0	0	0	0	0
Building Cleaning & Pest Control Workers	37.20	20	16	4	10	2	3	0	2	2	1	0
Grounds Maintenance Workers	37.30	69	68	1	51	0	1	0	15	1	1	0
Other Building & Grounds Cleaning & Maint. Occupations	37.90	7	7	0	6	0	0	0	1	0	0	0
<b>Personal Care &amp; Service Occupations</b>	<b>39</b>	<b>18</b>	<b>2</b>	<b>16</b>	<b>1</b>	<b>12</b>	<b>0</b>	<b>1</b>	<b>0</b>	<b>0</b>	<b>1</b>	<b>3</b>
Personal Appearance Workers	39.50	4	2	2	1	2	0	0	0	0	1	0
Other Personal Care & Service Workers	39.90	14	0	14	0	10	0	1	0	0	0	3

Occupation	SOC Code	Total Applicants	Total Male	Total Female	White Male	White Female	Black Male	Black Female	Hispanic Male	Hispanic Female	Other Male	Other Female
<b>Sales &amp; Related Occupations</b>	<b>41</b>	<b>145</b>	<b>78</b>	<b>67</b>	<b>68</b>	<b>57</b>	<b>2</b>	<b>5</b>	<b>1</b>	<b>2</b>	<b>7</b>	<b>3</b>
Supervisors of Sales Workers	41.10	16	9	7	7	6	1	1	0	0	1	0
Retail Sales Workers	41.20	83	40	43	34	37	1	3	1	1	4	2
Sales Representatives, Services	41.30	21	14	7	14	6	0	1	0	0	0	0
Sales Representatives, Wholesale & Manufacturing	41.40	6	5	1	5	0	0	0	0	1	0	0
Other Sales & Related Workers	41.90	19	10	9	8	8	0	0	0	0	2	1
<b>Office &amp; Administrative Support Occupations</b>	<b>43</b>	<b>399</b>	<b>88</b>	<b>311</b>	<b>58</b>	<b>256</b>	<b>11</b>	<b>25</b>	<b>9</b>	<b>16</b>	<b>10</b>	<b>14</b>
Supervisors of Office & Admin. Support Workers	43.10	8	1	7	1	7	0	0	0	0	0	0
Financial Clerks	43.30	28	5	23	3	19	1	2	0	1	1	1
Information & Record Clerks	43.40	116	31	85	20	68	4	10	3	7	4	0
Material Recording, Scheduling, Dispatch., & Distr. Workers	43.50	46	27	19	18	18	4	0	4	0	1	1
Secretaries & Administrative Assistants	43.60	70	2	68	2	63	0	2	0	1	0	2
Other Office & Administrative Support Workers	43.90	131	22	109	14	81	2	11	2	7	4	10
<b>Farming, Fishing, &amp; Forestry Occupations</b>	<b>45</b>	<b>66</b>	<b>48</b>	<b>18</b>	<b>7</b>	<b>5</b>	<b>1</b>	<b>0</b>	<b>38</b>	<b>13</b>	<b>2</b>	<b>0</b>
Supervisors of Farming, Fishing, & Forestry Workers	45.10	1	1	0	1	0	0	0	0	0	0	0
Agricultural Workers	45.20	63	46	17	6	5	1	0	37	12	2	0
Other Farming, Fishing, & Forestry Workers	45.90	2	1	1	0	0	0	0	1	1	0	0
<b>Construction &amp; Extraction Occupations</b>	<b>47</b>	<b>351</b>	<b>342</b>	<b>9</b>	<b>290</b>	<b>7</b>	<b>6</b>	<b>0</b>	<b>21</b>	<b>2</b>	<b>25</b>	<b>0</b>
Supervisors of Construction & Extraction Workers	47.10	3	3	0	3	0	0	0	0	0	0	0
Construction Trades Workers	47.20	310	302	8	256	6	5	0	19	2	22	0
Helpers, Construction Trades	47.30	31	30	1	26	1	0	0	2	0	2	0
Other Construction & Related Workers	47.40	2	2	0	2	0	0	0	0	0	0	0
Other Construction & Extraction Occupations	47.90	5	5	0	3	0	1	0	0	0	1	0
<b>Installation, Maintenance, &amp; Repair Occupations</b>	<b>49</b>	<b>92</b>	<b>90</b>	<b>2</b>	<b>73</b>	<b>2</b>	<b>4</b>	<b>0</b>	<b>6</b>	<b>0</b>	<b>7</b>	<b>0</b>
Electrical & Electronic Equipment Mechanics, Installers	49.20	9	9	0	8	0	1	0	0	0	0	0
Vehicle & Mobile Equip. Mechanics, Installers, Repairers	49.30	24	23	1	19	1	0	0	1	0	3	0
Other Installation, Maintenance & Repair Occupations	49.90	59	58	1	46	1	3	0	5	0	4	0
<b>Production Occupations</b>	<b>51</b>	<b>266</b>	<b>189</b>	<b>77</b>	<b>135</b>	<b>61</b>	<b>16</b>	<b>4</b>	<b>23</b>	<b>6</b>	<b>15</b>	<b>6</b>
Supervisors of Production Workers	51.10	1	1	0	1	0	0	0	0	0	0	0
Assemblers & Fabricators	51.20	9	6	3	6	2	0	0	0	0	0	1
Food Processing Workers	51.30	3	2	1	1	1	0	0	1	0	0	0
Metal Workers & Plastic Workers	51.40	94	76	18	56	17	5	0	7	1	8	0
Printing Workers	51.50	8	7	1	5	1	0	0	0	0	2	0
Textile, Apparel, & Furnishings Workers	51.60	3	0	3	0	3	0	0	0	0	0	0

Occupation	SOC Code	Total Applicants	Total Male	Total Female	White Male	White Female	Black Male	Black Female	Hispanic Male	Hispanic Female	Other Male	Other Female
Woodworkers	51.70	1	1	0	1	0	0	0	0	0	0	0
Plant & System Operators	51.80	1	1	0	1	0	0	0	0	0	0	0
Other Production Occupations	51.90	146	95	51	64	37	11	4	15	5	5	5
<b>Transportation &amp; Material Moving Occupations</b>	<b>53</b>	<b>178</b>	<b>161</b>	<b>17</b>	<b>116</b>	<b>13</b>	<b>16</b>	<b>1</b>	<b>16</b>	<b>0</b>	<b>13</b>	<b>3</b>
Supervisors of Transportation & Material Moving Workers	53.10	4	3	1	3	1	0	0	0	0	0	0
Motor Vehicle Operators	53.30	114	107	7	79	6	11	0	8	0	9	1
Water Transportation Workers	53.50	1	0	1	0	1	0	0	0	0	0	0
Other Transportation Workers	53.60	5	4	1	4	0	0	0	0	0	0	1
Material Moving Workers	53.70	45	38	7	23	5	5	1	7	0	3	1
Other Transportation & Material Moving Occupations	53.90	9	9	0	7	0	0	0	1	0	1	0
<b>Military Specific Occupations</b>	<b>55</b>	<b>2</b>	<b>1</b>	<b>1</b>	<b>1</b>	<b>0</b>	<b>0</b>	<b>1</b>	<b>0</b>	<b>0</b>	<b>0</b>	<b>0</b>
Military Enlisted Tactical Operations & Air/Weapon	55.30	2	1	1	1	0	0	1	0	0	0	0
<b>Unknown/Unclassifiable Occupations</b>	<b>99</b>	<b>99</b>	<b>64</b>	<b>35</b>	<b>44</b>	<b>27</b>	<b>6</b>	<b>3</b>	<b>7</b>	<b>3</b>	<b>7</b>	<b>2</b>
Unknown/Unclassifiable Occupations	99.90	99	64	35	44	27	6	3	7	3	7	2

Occupation	SOC Code	Total Applicants	Total Male	Total Female	White Male	White Female	Black Male	Black Female	Hispanic Male	Hispanic Female	Other Male	Other Female
<b>Total - All Occupations</b>	<b>00</b>	<b>15,961</b>	<b>9,243</b>	<b>6,718</b>	<b>4,345</b>	<b>2,499</b>	<b>1,816</b>	<b>1,753</b>	<b>2,098</b>	<b>1,760</b>	<b>984</b>	<b>706</b>
<b>Management Occupations</b>	<b>11</b>	<b>760</b>	<b>439</b>	<b>321</b>	<b>316</b>	<b>224</b>	<b>41</b>	<b>44</b>	<b>51</b>	<b>28</b>	<b>31</b>	<b>25</b>
Top Executives	11.10	305	182	123	130	88	16	19	22	7	14	9
Advertising, Marketing, Promotions, Public Rel. Occupations	11.20	133	83	50	69	39	6	4	3	3	5	4
Operations Specialties Managers	11.30	107	38	69	29	48	2	9	5	8	2	4
Other Management Occupations	11.90	215	136	79	88	49	17	12	21	10	10	8
<b>Business &amp; Financial Operations Occupations</b>	<b>13</b>	<b>424</b>	<b>185</b>	<b>239</b>	<b>104</b>	<b>147</b>	<b>36</b>	<b>36</b>	<b>25</b>	<b>34</b>	<b>20</b>	<b>22</b>
Business Operations Specialists	13.10	135	50	85	29	56	9	10	6	7	6	12
Financial Specialists	13.20	193	98	95	50	59	20	16	15	15	13	5
Other Business & Financial Operations Occupations	13.90	96	37	59	25	32	7	10	4	12	1	5
<b>Computer &amp; Mathematical Occupations</b>	<b>15</b>	<b>243</b>	<b>177</b>	<b>66</b>	<b>116</b>	<b>33</b>	<b>21</b>	<b>11</b>	<b>16</b>	<b>12</b>	<b>24</b>	<b>10</b>
Computer Specialists	15.10	212	156	56	99	28	18	9	16	10	23	9
Mathematical Scientists	15.20	5	1	4	1	2	0	0	0	1	0	1
Other Computer & Mathematical Occupations	15.90	26	20	6	16	3	3	2	0	1	1	0
<b>Architecture &amp; Engineering Occupations</b>	<b>17</b>	<b>159</b>	<b>128</b>	<b>31</b>	<b>83</b>	<b>17</b>	<b>23</b>	<b>4</b>	<b>10</b>	<b>5</b>	<b>12</b>	<b>5</b>
Architects, Surveyors, & Cartographers	17.10	6	5	1	3	1	2	0	0	0	0	0
Engineers	17.20	97	80	17	59	11	9	3	5	0	7	3
Drafters, Engineering, & Mapping Technicians	17.30	42	31	11	14	3	10	1	3	5	4	2
Other Architecture & Engineering Occupations	17.90	14	12	2	7	2	2	0	2	0	1	0
<b>Life, Physical, &amp; Social Science Occupations</b>	<b>19</b>	<b>54</b>	<b>26</b>	<b>28</b>	<b>18</b>	<b>16</b>	<b>4</b>	<b>6</b>	<b>2</b>	<b>2</b>	<b>2</b>	<b>4</b>
Life Scientists	19.10	5	4	1	2	0	1	1	1	0	0	0
Physical Scientists	19.20	7	5	2	4	2	0	0	0	0	1	0
Social Scientists & Related Workers	19.30	23	8	15	6	10	1	3	0	1	1	1
Life, Physical, & Social Science Technicians	19.40	10	3	7	1	3	2	2	0	1	0	1
Other Life, Physical, & Social Science Occupations	19.90	9	6	3	5	1	0	0	1	0	0	2
<b>Community &amp; Social Services Occupations</b>	<b>21</b>	<b>273</b>	<b>108</b>	<b>165</b>	<b>29</b>	<b>46</b>	<b>37</b>	<b>67</b>	<b>32</b>	<b>39</b>	<b>10</b>	<b>13</b>
Counselors, Social Workers, Other Cmty. & Soc. Svcs. Wkrs.	21.10	200	74	126	14	30	30	56	25	30	5	10
Religious Workers	21.20	7	4	3	1	0	1	1	2	2	0	0
Other Community & Social Services Occupations	21.90	66	30	36	14	16	6	10	5	7	5	3
<b>Legal Occupations</b>	<b>23</b>	<b>76</b>	<b>18</b>	<b>58</b>	<b>9</b>	<b>26</b>	<b>4</b>	<b>16</b>	<b>3</b>	<b>10</b>	<b>2</b>	<b>6</b>
Lawyers, Judges, & Related Workers	23.10	24	12	12	7	5	2	2	1	2	2	3
Legal Support Workers	23.20	38	3	35	1	17	1	9	1	7	0	2
Other Legal Occupations	23.90	14	3	11	1	4	1	5	1	1	0	1
<b>Education, Training, &amp; Library Occupations</b>	<b>25</b>	<b>200</b>	<b>66</b>	<b>134</b>	<b>22</b>	<b>38</b>	<b>20</b>	<b>44</b>	<b>20</b>	<b>38</b>	<b>4</b>	<b>14</b>

Occupation	SOC Code	Total Applicants	Total Male	Total Female	White Male	White Female	Black Male	Black Female	Hispanic Male	Hispanic Female	Other Male	Other Female
Postsecondary Teachers	25.10	44	25	19	9	4	4	5	11	7	1	3
Primary, Secondary & Special Ed. Teachers	25.20	43	11	32	5	11	4	11	1	9	1	1
Other Teachers & Instructors	25.30	10	4	6	1	2	2	1	1	2	0	1
Librarians, Curators, & Archivists	25.40	4	4	0	1	0	1	0	2	0	0	0
Other Education, Training, & Library Occupations	25.90	99	22	77	6	21	9	27	5	20	2	9
<b>Arts, Design, Entertainment, Sports, &amp; Media Occupations</b>	<b>27</b>	<b>125</b>	<b>67</b>	<b>58</b>	<b>33</b>	<b>37</b>	<b>20</b>	<b>11</b>	<b>8</b>	<b>8</b>	<b>6</b>	<b>2</b>
Art & Design Workers	27.10	55	28	27	15	20	7	5	5	2	1	0
Entertainers & Performers, Sports & Related Workers	27.20	18	12	6	5	2	5	0	0	3	2	1
Media & Communication Workers	27.30	19	7	12	4	9	1	1	0	1	2	1
Media & Communication Equipment Workers	27.40	12	8	4	4	3	3	1	1	0	0	0
Other Arts, Design, Entertainment, Sports, & Media Workers	27.90	21	12	9	5	3	4	4	2	2	1	0
<b>Healthcare Practitioners &amp; Technical Occupations</b>	<b>29</b>	<b>255</b>	<b>69</b>	<b>186</b>	<b>39</b>	<b>91</b>	<b>17</b>	<b>45</b>	<b>6</b>	<b>35</b>	<b>7</b>	<b>15</b>
Health Diagnosing & Treating Practitioners	29.10	69	13	56	9	32	2	8	1	10	1	6
Health Technologists & Technicians	29.20	154	51	103	28	47	13	29	5	18	5	9
Other Healthcare Practitioners & Technical Occupations	29.90	32	5	27	2	12	2	8	0	7	1	0
<b>Healthcare Support Occupations</b>	<b>31</b>	<b>661</b>	<b>86</b>	<b>575</b>	<b>21</b>	<b>146</b>	<b>39</b>	<b>253</b>	<b>19</b>	<b>124</b>	<b>7</b>	<b>52</b>
Nursing, Psychiatric, & Home Health Aides	31.10	422	50	372	11	90	21	169	12	83	6	30
Occupational & Physical Therapist Assistants & Aides	31.20	4	2	2	1	1	1	1	0	0	0	0
Other Healthcare Support Occupations	31.90	235	34	201	9	55	17	83	7	41	1	22
<b>Protective Service Occupations</b>	<b>33</b>	<b>171</b>	<b>115</b>	<b>56</b>	<b>46</b>	<b>14</b>	<b>40</b>	<b>23</b>	<b>18</b>	<b>15</b>	<b>11</b>	<b>4</b>
First-Line Supervisors/Mgrs. of Protective Service Workers	33.10	2	2	0	1	0	1	0	0	0	0	0
Fire Fighting & Prevention Workers	33.20	2	2	0	2	0	0	0	0	0	0	0
Law Enforcement Workers	33.30	24	21	3	10	1	6	0	4	0	1	2
Other Protective Service Workers	33.90	143	90	53	33	13	33	23	14	15	10	2
<b>Food Preparation &amp; Serving Related Occupations</b>	<b>35</b>	<b>883</b>	<b>471</b>	<b>412</b>	<b>156</b>	<b>170</b>	<b>140</b>	<b>91</b>	<b>133</b>	<b>117</b>	<b>42</b>	<b>34</b>
Supervisors of Food Preparation & Serving Workers	35.10	82	67	15	36	9	15	2	13	3	3	1
Cooks & Food Preparation Workers	35.20	373	242	131	64	35	85	38	76	52	17	6
Food & Beverage Serving Workers	35.30	296	88	208	40	102	16	35	21	52	11	19
Other Food Preparation & Serving Related Workers	35.90	132	74	58	16	24	24	16	23	10	11	8
<b>Building &amp; Grounds Cleaning &amp; Maintenance Occupations</b>	<b>37</b>	<b>911</b>	<b>714</b>	<b>197</b>	<b>295</b>	<b>48</b>	<b>124</b>	<b>43</b>	<b>252</b>	<b>88</b>	<b>43</b>	<b>18</b>
Supervisors of Bldg./Grounds Cleaning & Maintenance Wkrs.	37.10	36	23	13	10	7	6	3	7	3	0	0
Building Cleaning & Pest Control Workers	37.20	343	195	148	57	27	62	39	56	66	20	16
Grounds Maintenance Workers	37.30	440	424	16	204	12	34	1	170	3	16	0
Other Building & Grounds Cleaning & Maint. Occupations	37.90	92	72	20	24	2	22	0	19	16	7	2



Occupation	SOC Code	Total Applicants	Total Male	Total Female	White Male	White Female	Black Male	Black Female	Hispanic Male	Hispanic Female	Other Male	Other Female
<b>Personal Care &amp; Service Occupations</b>	<b>39</b>	<b>174</b>	<b>42</b>	<b>132</b>	<b>17</b>	<b>37</b>	<b>12</b>	<b>58</b>	<b>9</b>	<b>27</b>	<b>4</b>	<b>10</b>
Animal Care & Service Workers	39.20	1	0	1	0	1	0	0	0	0	0	0
Entertainment Attendants & Related Workers	39.30	12	5	7	2	1	0	4	3	1	0	1
Personal Appearance Workers	39.50	20	2	18	0	10	2	3	0	3	0	2
Transportation, Tourism, & Lodging Attendants	39.60	4	2	2	0	0	1	0	1	1	0	1
Other Personal Care & Service Workers	39.90	137	33	104	15	25	9	51	5	22	4	6
<b>Sales &amp; Related Occupations</b>	<b>41</b>	<b>1,306</b>	<b>499</b>	<b>807</b>	<b>292</b>	<b>296</b>	<b>91</b>	<b>207</b>	<b>68</b>	<b>237</b>	<b>48</b>	<b>67</b>
Supervisors of Sales Workers	41.10	92	46	46	33	27	3	10	7	8	3	1
Retail Sales Workers	41.20	869	293	576	150	186	62	153	49	195	32	42
Sales Representatives, Services	41.30	175	90	85	64	44	13	12	7	13	6	16
Sales Representatives, Wholesale & Manufacturing	41.40	22	12	10	9	6	2	2	0	1	1	1
Other Sales & Related Workers	41.90	148	58	90	36	33	11	30	5	20	6	7
<b>Office &amp; Administrative Support Occupations</b>	<b>43</b>	<b>2,179</b>	<b>493</b>	<b>1,686</b>	<b>203</b>	<b>667</b>	<b>131</b>	<b>563</b>	<b>107</b>	<b>333</b>	<b>52</b>	<b>123</b>
Supervisors of Office & Admin. Support Workers	43.10	9	1	8	0	3	1	3	0	2	0	0
Communications Equipment Operators	43.20	22	5	17	2	3	3	10	0	4	0	0
Financial Clerks	43.30	202	22	180	16	92	4	43	2	31	0	14
Information & Record Clerks	43.40	674	157	517	76	190	38	181	24	116	19	30
Material Recording, Scheduling, Dispatch., & Distr. Workers	43.50	249	164	85	44	25	49	30	56	24	15	6
Secretaries & Administrative Assistants	43.60	394	28	366	17	174	7	97	4	67	0	28
Other Office & Administrative Support Workers	43.90	629	116	513	48	180	29	199	21	89	18	45
<b>Farming, Fishing, &amp; Forestry Occupations</b>	<b>45</b>	<b>92</b>	<b>69</b>	<b>23</b>	<b>16</b>	<b>15</b>	<b>7</b>	<b>0</b>	<b>43</b>	<b>8</b>	<b>3</b>	<b>0</b>
Supervisors of Farming, Fishing, & Forestry Workers	45.10	2	1	1	1	1	0	0	0	0	0	0
Agricultural Workers	45.20	79	60	19	10	11	7	0	40	8	3	0
Forest, Conservation, & Logging Workers	45.40	4	2	2	2	2	0	0	0	0	0	0
Other Farming, Fishing, & Forestry Workers	45.90	7	6	1	3	1	0	0	3	0	0	0
<b>Construction &amp; Extraction Occupations</b>	<b>47</b>	<b>2,298</b>	<b>2,233</b>	<b>65</b>	<b>1,314</b>	<b>35</b>	<b>274</b>	<b>8</b>	<b>462</b>	<b>16</b>	<b>183</b>	<b>6</b>
Supervisors, Construction & Extraction Workers	47.10	5	4	1	4	0	0	0	0	1	0	0
Construction Trades Workers	47.20	1,929	1,878	51	1,122	31	219	5	372	10	165	5
Helpers, Construction Trades	47.30	234	230	4	145	3	33	1	40	0	12	0
Other Construction & Related Workers	47.40	70	62	8	16	1	9	1	33	5	4	1
Extraction Workers	47.50	4	4	0	3	0	0	0	1	0	0	0
Other Construction & Extraction Occupations	47.90	56	55	1	24	0	13	1	16	0	2	0
<b>Installation, Maintenance, &amp; Repair Occupations</b>	<b>49</b>	<b>519</b>	<b>501</b>	<b>18</b>	<b>271</b>	<b>5</b>	<b>95</b>	<b>2</b>	<b>110</b>	<b>10</b>	<b>25</b>	<b>1</b>
Supervisors of Installation, Maintenance, & Repair Workers	49.10	5	4	1	3	1	0	0	1	0	0	0

Occupation	SOC Code	Total Applicants	Total Male	Total Female	White Male	White Female	Black Male	Black Female	Hispanic Male	Hispanic Female	Other Male	Other Female
Electrical & Electronic Equipment Mechanics, Installers	49.20	62	60	2	34	0	13	0	10	2	3	0
Vehicle & Mobile Equip. Mechanics, Installers, Repairers	49.30	143	140	3	90	1	20	1	24	1	6	0
Other Installation, Maintenance & Repair Occupations	49.90	309	297	12	144	3	62	1	75	7	16	1
<b>Production Occupations</b>	<b>51</b>	<b>1,690</b>	<b>1,122</b>	<b>568</b>	<b>433</b>	<b>176</b>	<b>279</b>	<b>93</b>	<b>304</b>	<b>248</b>	<b>106</b>	<b>51</b>
Supervisors of Production Workers	51.10	4	4	0	3	0	1	0	0	0	0	0
Assemblers & Fabricators	51.20	125	64	61	24	18	14	9	22	31	4	3
Food Processing Workers	51.30	30	18	12	7	5	2	0	7	5	2	2
Metal Workers & Plastic Workers	51.40	509	389	120	187	41	73	13	87	54	42	12
Printing Workers	51.50	26	21	5	12	2	7	0	2	1	0	2
Textile, Apparel, & Furnishings Workers	51.60	26	7	19	3	7	1	3	3	9	0	0
Woodworkers	51.70	6	4	2	1	0	0	0	2	2	1	0
Plant & System Operators	51.80	4	2	2	1	0	0	0	1	2	0	0
Other Production Occupations	51.90	960	613	347	195	103	181	68	180	144	57	32
<b>Transportation &amp; Material Moving Occupations</b>	<b>53</b>	<b>903</b>	<b>802</b>	<b>101</b>	<b>286</b>	<b>24</b>	<b>253</b>	<b>26</b>	<b>202</b>	<b>43</b>	<b>61</b>	<b>8</b>
Supervisors of Transportation & Material Moving Workers	53.10	4	4	0	4	0	0	0	0	0	0	0
Air Transportation Workers	53.20	4	4	0	4	0	0	0	0	0	0	0
Motor Vehicle Operators	53.30	563	517	46	217	12	153	13	109	18	38	3
Rail Transportation Workers	53.40	3	3	0	2	0	1	0	0	0	0	0
Water Transportation Workers	53.50	2	2	0	2	0	0	0	0	0	0	0
Other Transportation Workers	53.60	20	17	3	5	0	5	2	5	1	2	0
Material Moving Workers	53.70	266	222	44	44	11	83	9	82	20	13	4
Other Transportation & Material Moving Occupations	53.90	41	33	8	8	1	11	2	6	4	8	1
<b>Military Specific Occupations</b>	<b>55</b>	<b>15</b>	<b>14</b>	<b>1</b>	<b>6</b>	<b>0</b>	<b>0</b>	<b>0</b>	<b>3</b>	<b>1</b>	<b>5</b>	<b>0</b>
Military Officer Special & Tactical Operations Leaders/Mgrs.	55.10	1	1	0	1	0	0	0	0	0	0	0
First-Line Enlisted Military Supervisor/Managers	55.20	2	2	0	0	0	0	0	2	0	0	0
Military Enlisted Tactical Operations & Air/Weapon	55.30	9	8	1	4	0	0	0	1	1	3	0
Other Military Specific Occupations	55.90	3	3	0	1	0	0	0	0	0	2	0
<b>Unknown/Unclassifiable Occupations</b>	<b>99</b>	<b>1,590</b>	<b>799</b>	<b>791</b>	<b>220</b>	<b>191</b>	<b>108</b>	<b>102</b>	<b>195</b>	<b>282</b>	<b>276</b>	<b>216</b>
Unknown/Unclassifiable Occupations	99.90	1,590	799	791	220	191	108	102	195	282	276	216

Occupation	SOC Code	Total Applicants	Total Male	Total Female	White Male	White Female	Black Male	Black Female	Hispanic Male	Hispanic Female	Other Male	Other Female
<b>Total - All Occupations</b>	<b>00</b>	<b>8,267</b>	<b>5,004</b>	<b>3,263</b>	<b>2,670</b>	<b>1,564</b>	<b>934</b>	<b>895</b>	<b>1,005</b>	<b>557</b>	<b>395</b>	<b>247</b>
<b>Management Occupations</b>	<b>11</b>	<b>465</b>	<b>294</b>	<b>171</b>	<b>238</b>	<b>129</b>	<b>24</b>	<b>19</b>	<b>18</b>	<b>12</b>	<b>14</b>	<b>11</b>
Top Executives	11.10	162	115	47	93	34	8	4	8	7	6	2
Advertising, Marketing, Promotions, Public Rel. Occupations	11.20	101	66	35	56	28	4	4	4	1	2	2
Operations Specialties Managers	11.30	70	38	32	30	25	5	5	1	1	2	1
Other Management Occupations	11.90	132	75	57	59	42	7	6	5	3	4	6
<b>Business &amp; Financial Operations Occupations</b>	<b>13</b>	<b>377</b>	<b>177</b>	<b>200</b>	<b>109</b>	<b>117</b>	<b>39</b>	<b>48</b>	<b>16</b>	<b>23</b>	<b>13</b>	<b>12</b>
Business Operations Specialists	13.10	48	28	20	17	11	5	4	3	5	3	0
Financial Specialists	13.20	296	142	154	87	86	34	41	11	17	10	10
Other Business & Financial Operations Occupations	13.90	33	7	26	5	20	0	3	2	1	0	2
<b>Computer &amp; Mathematical Occupations</b>	<b>15</b>	<b>116</b>	<b>92</b>	<b>24</b>	<b>64</b>	<b>17</b>	<b>8</b>	<b>3</b>	<b>9</b>	<b>4</b>	<b>11</b>	<b>0</b>
Computer Specialists	15.10	106	83	23	58	16	8	3	7	4	10	0
Mathematical Scientists	15.20	1	1	0	0	0	0	0	1	0	0	0
Other Computer & Mathematical Occupations	15.90	9	8	1	6	1	0	0	1	0	1	0
<b>Architecture &amp; Engineering Occupations</b>	<b>17</b>	<b>76</b>	<b>65</b>	<b>11</b>	<b>49</b>	<b>6</b>	<b>4</b>	<b>1</b>	<b>7</b>	<b>1</b>	<b>5</b>	<b>3</b>
Architects, Surveyors, & Cartographers	17.10	4	4	0	3	0	0	0	1	0	0	0
Engineers	17.20	48	42	6	34	3	2	0	3	1	3	2
Drafters, Engineering, & Mapping Technicians	17.30	19	15	4	10	3	1	1	3	0	1	0
Other Architecture & Engineering Occupations	17.90	5	4	1	2	0	1	0	0	0	1	1
<b>Life, Physical, &amp; Social Science Occupations</b>	<b>19</b>	<b>47</b>	<b>21</b>	<b>26</b>	<b>14</b>	<b>17</b>	<b>2</b>	<b>3</b>	<b>1</b>	<b>3</b>	<b>4</b>	<b>3</b>
Life Scientists	19.10	2	1	1	1	1	0	0	0	0	0	0
Physical Scientists	19.20	9	6	3	4	1	0	0	0	1	2	1
Social Scientists & Related Workers	19.30	27	10	17	6	12	2	1	1	2	1	2
Life, Physical, & Social Science Technicians	19.40	3	2	1	1	1	0	0	0	0	1	0
Other Life, Physical, & Social Science Occupations	19.90	6	2	4	2	2	0	2	0	0	0	0
<b>Community &amp; Social Services Occupations</b>	<b>21</b>	<b>112</b>	<b>33</b>	<b>79</b>	<b>10</b>	<b>21</b>	<b>16</b>	<b>36</b>	<b>5</b>	<b>17</b>	<b>2</b>	<b>5</b>
Counselors, Social Workers, Other Cmty. & Soc. Svcs. Wkrs.	21.10	87	25	62	8	13	13	32	2	14	2	3
Religious Workers	21.20	2	1	1	0	0	1	1	0	0	0	0
Other Community & Social Services Occupations	21.90	23	7	16	2	8	2	3	3	3	0	2
<b>Legal Occupations</b>	<b>23</b>	<b>40</b>	<b>8</b>	<b>32</b>	<b>5</b>	<b>23</b>	<b>2</b>	<b>3</b>	<b>0</b>	<b>2</b>	<b>1</b>	<b>4</b>
Lawyers, Judges, & Related Workers	23.10	4	1	3	1	2	0	0	0	0	0	1
Legal Support Workers	23.20	28	3	25	1	17	2	3	0	2	0	3
Other Legal Occupations	23.90	8	4	4	3	4	0	0	0	0	1	0

Occupation	SOC Code	Total Applicants	Total Male	Total Female	White Male	White Female	Black Male	Black Female	Hispanic Male	Hispanic Female	Other Male	Other Female
<b>Education, Training, &amp; Library Occupations</b>	<b>25</b>	<b>88</b>	<b>21</b>	<b>67</b>	<b>15</b>	<b>30</b>	<b>3</b>	<b>21</b>	<b>1</b>	<b>7</b>	<b>2</b>	<b>9</b>
Postsecondary Teachers	25.10	15	6	9	4	4	1	2	1	0	0	3
Primary, Secondary & Special Ed. Teachers	25.20	26	5	21	5	13	0	4	0	3	0	1
Other Teachers & Instructors	25.30	6	2	4	2	3	0	1	0	0	0	0
Librarians, Curators, & Archivists	25.40	2	1	1	1	1	0	0	0	0	0	0
Other Education, Training, & Library Occupations	25.90	39	7	32	3	9	2	14	0	4	2	5
<b>Arts, Design, Entertainment, Sports, &amp; Media Occupations</b>	<b>27</b>	<b>69</b>	<b>38</b>	<b>31</b>	<b>26</b>	<b>24</b>	<b>6</b>	<b>2</b>	<b>2</b>	<b>3</b>	<b>4</b>	<b>2</b>
Art & Design Workers	27.10	42	21	21	14	17	3	1	1	2	3	1
Entertainers & Performers, Sports & Related Workers	27.20	5	2	3	1	1	0	1	0	0	1	1
Media & Communication Workers	27.30	10	5	5	4	5	1	0	0	0	0	0
Media & Communication Equipment Workers	27.40	7	6	1	4	1	1	0	1	0	0	0
Other Arts, Design, Entertainment, Sports, & Media Workers	27.90	5	4	1	3	0	1	0	0	1	0	0
<b>Healthcare Practitioners &amp; Technical Occupations</b>	<b>29</b>	<b>122</b>	<b>30</b>	<b>92</b>	<b>15</b>	<b>60</b>	<b>6</b>	<b>21</b>	<b>8</b>	<b>6</b>	<b>1</b>	<b>5</b>
Health Diagnosing & Treating Practitioners	29.10	36	8	28	5	18	1	3	1	2	1	5
Health Technologists & Technicians	29.20	66	16	50	9	36	3	12	4	2	0	0
Other Healthcare Practitioners & Technical Occupations	29.90	20	6	14	1	6	2	6	3	2	0	0
<b>Healthcare Support Occupations</b>	<b>31</b>	<b>330</b>	<b>38</b>	<b>292</b>	<b>9</b>	<b>71</b>	<b>24</b>	<b>139</b>	<b>4</b>	<b>55</b>	<b>1</b>	<b>27</b>
Nursing, Psychiatric, & Home Health Aides	31.10	247	27	220	6	42	18	115	2	40	1	23
Occupational & Physical Therapist Assistants & Aides	31.20	2	0	2	0	2	0	0	0	0	0	0
Other Healthcare Support Occupations	31.90	81	11	70	3	27	6	24	2	15	0	4
<b>Protective Service Occupations</b>	<b>33</b>	<b>84</b>	<b>69</b>	<b>15</b>	<b>32</b>	<b>7</b>	<b>20</b>	<b>4</b>	<b>11</b>	<b>3</b>	<b>6</b>	<b>1</b>
Fire Fighting & Prevention Workers	33.20	2	2	0	2	0	0	0	0	0	0	0
Law Enforcement Workers	33.30	13	11	2	6	1	2	1	3	0	0	0
Other Protective Service Workers	33.90	69	56	13	24	6	18	3	8	3	6	1
<b>Food Preparation &amp; Serving Related Occupations</b>	<b>35</b>	<b>368</b>	<b>187</b>	<b>181</b>	<b>70</b>	<b>97</b>	<b>68</b>	<b>48</b>	<b>31</b>	<b>24</b>	<b>18</b>	<b>12</b>
Supervisors of Food Preparation & Serving Workers	35.10	35	29	6	15	4	9	0	2	2	3	0
Cooks & Food Preparation Workers	35.20	122	85	37	29	10	36	13	11	10	9	4
Food & Beverage Serving Workers	35.30	174	51	123	22	76	13	30	12	11	4	6
Other Food Preparation & Serving Related Workers	35.90	37	22	15	4	7	10	5	6	1	2	2
<b>Building &amp; Grounds Cleaning &amp; Maintenance Occupations</b>	<b>37</b>	<b>362</b>	<b>306</b>	<b>56</b>	<b>135</b>	<b>17</b>	<b>43</b>	<b>16</b>	<b>112</b>	<b>20</b>	<b>16</b>	<b>3</b>
Supervisors of Bldg./Grounds Cleaning & Maintenance Wkrs.	37.10	9	6	3	1	1	2	1	3	1	0	0
Building Cleaning & Pest Control Workers	37.20	111	68	43	28	12	28	14	9	15	3	2
Grounds Maintenance Workers	37.30	222	214	8	100	4	7	0	94	3	13	1
Other Building & Grounds Cleaning & Maint. Occupations	37.90	20	18	2	6	0	6	1	6	1	0	0

Occupation	SOC Code	Total Applicants	Total Male	Total Female	White Male	White Female	Black Male	Black Female	Hispanic Male	Hispanic Female	Other Male	Other Female
<b>Personal Care &amp; Service Occupations</b>	<b>39</b>	<b>71</b>	<b>7</b>	<b>64</b>	<b>3</b>	<b>29</b>	<b>1</b>	<b>23</b>	<b>3</b>	<b>9</b>	<b>0</b>	<b>3</b>
Personal Appearance Workers	39.50	17	1	16	0	10	0	1	1	4	0	1
Transportation, Tourism, & Lodging Attendants	39.60	1	0	1	0	0	0	1	0	0	0	0
Other Personal Care & Service Workers	39.90	53	6	47	3	19	1	21	2	5	0	2
<b>Sales &amp; Related Occupations</b>	<b>41</b>	<b>721</b>	<b>306</b>	<b>415</b>	<b>189</b>	<b>173</b>	<b>56</b>	<b>146</b>	<b>41</b>	<b>61</b>	<b>20</b>	<b>35</b>
Supervisors of Sales Workers	41.10	70	38	32	20	23	4	4	11	2	3	3
Retail Sales Workers	41.20	471	178	293	106	102	33	115	25	45	14	31
Sales Representatives, Services	41.30	92	48	44	37	30	9	10	0	3	2	1
Sales Representatives, Wholesale & Manufacturing	41.40	14	10	4	8	1	2	1	0	2	0	0
Other Sales & Related Workers	41.90	74	32	42	18	17	8	16	5	9	1	0
<b>Office &amp; Administrative Support Occupations</b>	<b>43</b>	<b>1,265</b>	<b>291</b>	<b>974</b>	<b>131</b>	<b>547</b>	<b>85</b>	<b>238</b>	<b>52</b>	<b>128</b>	<b>23</b>	<b>61</b>
Supervisors of Office & Admin. Support Workers	43.10	10	1	9	1	4	0	3	0	1	0	1
Communications Equipment Operators	43.20	4	0	4	0	2	0	2	0	0	0	0
Financial Clerks	43.30	116	11	105	7	78	3	17	1	5	0	5
Information & Record Clerks	43.40	397	94	303	47	139	23	86	12	58	12	20
Material Recording, Scheduling, Dispatch., & Distr. Workers	43.50	155	108	47	34	24	40	15	29	7	5	1
Secretaries & Administrative Assistants	43.60	310	23	287	12	179	5	62	6	30	0	16
Other Office & Administrative Support Workers	43.90	273	54	219	30	121	14	53	4	27	6	18
<b>Farming, Fishing, &amp; Forestry Occupations</b>	<b>45</b>	<b>51</b>	<b>39</b>	<b>12</b>	<b>8</b>	<b>3</b>	<b>0</b>	<b>1</b>	<b>31</b>	<b>6</b>	<b>0</b>	<b>2</b>
Supervisors of Farming, Fishing, & Forestry Workers	45.10	2	1	1	0	1	0	0	1	0	0	0
Agricultural Workers	45.20	47	36	11	7	2	0	1	29	6	0	2
Other Farming, Fishing, & Forestry Workers	45.90	2	2	0	1	0	0	0	1	0	0	0
<b>Construction &amp; Extraction Occupations</b>	<b>47</b>	<b>1,289</b>	<b>1,261</b>	<b>28</b>	<b>737</b>	<b>15</b>	<b>139</b>	<b>4</b>	<b>296</b>	<b>6</b>	<b>89</b>	<b>3</b>
Supervisors of Construction & Extraction Workers	47.10	2	2	0	1	0	0	0	0	0	1	0
Construction Trades Workers	47.20	1,082	1,060	22	634	12	115	3	231	5	80	2
Helpers, Construction Trades	47.30	92	88	4	32	1	8	1	46	1	2	1
Other Construction & Related Workers	47.40	18	18	0	7	0	3	0	7	0	1	0
Extraction Workers	47.50	2	2	0	0	0	2	0	0	0	0	0
Other Construction & Extraction Occupations	47.90	93	91	2	63	2	11	0	12	0	5	0
<b>Installation, Maintenance, &amp; Repair Occupations</b>	<b>49</b>	<b>453</b>	<b>436</b>	<b>17</b>	<b>254</b>	<b>10</b>	<b>86</b>	<b>5</b>	<b>61</b>	<b>2</b>	<b>35</b>	<b>0</b>
Supervisors of Installation, Maintenance, & Repair Workers	49.10	1	1	0	1	0	0	0	0	0	0	0
Electrical & Electronic Equipment Mechanics, Installers	49.20	38	35	3	19	3	6	0	5	0	5	0
Vehicle & Mobile Equip. Mechanics, Installers, Repairers	49.30	105	103	2	71	0	10	2	13	0	9	0
Other Installation, Maintenance & Repair Occupations	49.90	309	297	12	163	7	70	3	43	2	21	0

Occupation	SOC Code	Total Applicants	Total Male	Total Female	White Male	White Female	Black Male	Black Female	Hispanic Male	Hispanic Female	Other Male	Other Female
<b>Production Occupations</b>	<b>51</b>	<b>805</b>	<b>553</b>	<b>252</b>	<b>220</b>	<b>70</b>	<b>114</b>	<b>55</b>	<b>182</b>	<b>112</b>	<b>37</b>	<b>15</b>
Supervisors of Production Workers	51.10	1	1	0	1	0	0	0	0	0	0	0
Assemblers & Fabricators	51.20	33	22	11	11	1	6	2	5	8	0	0
Food Processing Workers	51.30	4	0	4	0	3	0	0	0	1	0	0
Metal Workers & Plastic Workers	51.40	278	226	52	100	11	33	11	77	23	16	7
Printing Workers	51.50	26	21	5	11	3	5	1	4	0	1	1
Textile, Apparel, & Furnishings Workers	51.60	29	10	19	3	5	2	3	5	11	0	0
Plant & System Operators	51.80	6	5	1	2	0	0	0	3	1	0	0
Other Production Occupations	51.90	428	268	160	92	47	68	38	88	68	20	7
<b>Transportation &amp; Material Moving Occupations</b>	<b>53</b>	<b>552</b>	<b>472</b>	<b>80</b>	<b>222</b>	<b>20</b>	<b>134</b>	<b>19</b>	<b>81</b>	<b>32</b>	<b>35</b>	<b>9</b>
Supervisors of Transportation & Material Moving Workers	53.10	1	1	0	1	0	0	0	0	0	0	0
Motor Vehicle Operators	53.30	331	300	31	167	13	73	10	40	3	20	5
Rail Transportation Workers	53.40	4	3	1	2	0	1	1	0	0	0	0
Water Transportation Workers	53.50	6	4	2	2	0	1	1	0	1	1	0
Other Transportation Workers	53.60	11	11	0	4	0	4	0	3	0	0	0
Material Moving Workers	53.70	179	135	44	37	7	50	6	36	28	12	3
Other Transportation & Material Moving Occupations	53.90	20	18	2	9	0	5	1	2	0	2	1
<b>Military Specific Occupations</b>	<b>55</b>	<b>7</b>	<b>6</b>	<b>1</b>	<b>2</b>	<b>1</b>	<b>0</b>	<b>0</b>	<b>3</b>	<b>0</b>	<b>1</b>	<b>0</b>
Military Officer Special & Tactical Operations Leaders/Mgrs.	55.10	3	2	1	1	1	0	0	1	0	0	0
Military Enlisted Tactical Operations & Air/Weapon	55.30	4	4	0	1	0	0	0	2	0	1	0
<b>Unknown/Unclassifiable Occupations</b>	<b>99</b>	<b>397</b>	<b>254</b>	<b>143</b>	<b>113</b>	<b>60</b>	<b>54</b>	<b>40</b>	<b>30</b>	<b>21</b>	<b>57</b>	<b>22</b>
Unknown/Unclassifiable Occupations	99.90	397	254	143	113	60	54	40	30	21	57	22

Occupation	SOC Code	Total Applicants	Total Male	Total Female	White Male	White Female	Black Male	Black Female	Hispanic Male	Hispanic Female	Other Male	Other Female
<b>Total - All Occupations</b>	<b>00</b>	<b>4,102</b>	<b>2,254</b>	<b>1,848</b>	<b>1,558</b>	<b>1,137</b>	<b>299</b>	<b>335</b>	<b>223</b>	<b>234</b>	<b>174</b>	<b>142</b>
<b>Management Occupations</b>	<b>11</b>	<b>225</b>	<b>129</b>	<b>96</b>	<b>104</b>	<b>81</b>	<b>5</b>	<b>6</b>	<b>9</b>	<b>4</b>	<b>11</b>	<b>5</b>
Top Executives	11.10	62	38	24	31	19	0	2	3	1	4	2
Advertising, Marketing, Promotions, Public Rel. Occupations	11.20	40	25	15	20	13	1	0	2	1	2	1
Operations Specialties Managers	11.30	44	22	22	20	18	1	1	0	2	1	1
Other Management Occupations	11.90	79	44	35	33	31	3	3	4	0	4	1
<b>Business &amp; Financial Operations Occupations</b>	<b>13</b>	<b>172</b>	<b>82</b>	<b>90</b>	<b>58</b>	<b>67</b>	<b>16</b>	<b>12</b>	<b>4</b>	<b>5</b>	<b>4</b>	<b>6</b>
Business Operations Specialists	13.10	25	5	20	4	17	1	2	0	0	0	1
Financial Specialists	13.20	134	73	61	52	46	14	6	3	5	4	4
Other Business & Financial Operations Occupations	13.90	13	4	9	2	4	1	4	1	0	0	1
<b>Computer &amp; Mathematical Occupations</b>	<b>15</b>	<b>73</b>	<b>55</b>	<b>18</b>	<b>34</b>	<b>10</b>	<b>8</b>	<b>4</b>	<b>6</b>	<b>2</b>	<b>7</b>	<b>2</b>
Computer Specialists	15.10	63	49	14	30	8	7	4	5	1	7	1
Other Computer & Mathematical Occupations	15.90	10	6	4	4	2	1	0	1	1	0	1
<b>Architecture &amp; Engineering Occupations</b>	<b>17</b>	<b>32</b>	<b>31</b>	<b>1</b>	<b>25</b>	<b>0</b>	<b>3</b>	<b>1</b>	<b>1</b>	<b>0</b>	<b>2</b>	<b>0</b>
Architects, Surveyors, & Cartographers	17.10	2	2	0	2	0	0	0	0	0	0	0
Engineers	17.20	17	17	0	14	0	1	0	0	0	2	0
Drafters, Engineering, & Mapping Technicians	17.30	12	12	0	9	0	2	0	1	0	0	0
Other Architecture & Engineering Occupations	17.90	1	0	1	0	0	0	1	0	0	0	0
<b>Life, Physical, &amp; Social Science Occupations</b>	<b>19</b>	<b>33</b>	<b>17</b>	<b>16</b>	<b>14</b>	<b>11</b>	<b>2</b>	<b>2</b>	<b>0</b>	<b>0</b>	<b>1</b>	<b>3</b>
Life Scientists	19.10	7	3	4	1	3	1	1	0	0	1	0
Physical Scientists	19.20	5	3	2	3	1	0	0	0	0	0	1
Social Scientists & Related Workers	19.30	4	2	2	2	1	0	0	0	0	0	1
Life, Physical, & Social Science Technicians	19.40	10	9	1	8	1	1	0	0	0	0	0
Other Life, Physical, & Social Science Occupations	19.90	7	0	7	0	5	0	1	0	0	0	1
<b>Community &amp; Social Services Occupations</b>	<b>21</b>	<b>88</b>	<b>27</b>	<b>61</b>	<b>13</b>	<b>27</b>	<b>11</b>	<b>22</b>	<b>0</b>	<b>7</b>	<b>3</b>	<b>5</b>
Counselors, Social Workers, Other Cmty. & Soc. Svcs. Wkrs.	21.10	67	21	46	11	17	9	19	0	6	1	4
Religious Workers	21.20	4	3	1	1	0	1	0	0	0	1	1
Other Community & Social Services Occupations	21.90	17	3	14	1	10	1	3	0	1	1	0
<b>Legal Occupations</b>	<b>23</b>	<b>23</b>	<b>4</b>	<b>19</b>	<b>4</b>	<b>13</b>	<b>0</b>	<b>3</b>	<b>0</b>	<b>2</b>	<b>0</b>	<b>1</b>
Lawyers, Judges, & Related Workers	23.10	3	1	2	1	1	0	1	0	0	0	0
Legal Support Workers	23.20	13	1	12	1	9	0	1	0	1	0	1
Other Legal Occupations	23.90	7	2	5	2	3	0	1	0	1	0	0
<b>Education, Training, &amp; Library Occupations</b>	<b>25</b>	<b>51</b>	<b>10</b>	<b>41</b>	<b>6</b>	<b>21</b>	<b>3</b>	<b>8</b>	<b>0</b>	<b>6</b>	<b>1</b>	<b>6</b>
Postsecondary Teachers	25.10	9	2	7	1	4	1	2	0	1	0	0

Occupation	SOC Code	Total Applicants	Total Male	Total Female	White Male	White Female	Black Male	Black Female	Hispanic Male	Hispanic Female	Other Male	Other Female
Primary, Secondary & Special Ed. Teachers	25.20	7	1	6	1	2	0	3	0	1	0	0
Other Teachers & Instructors	25.30	2	0	2	0	0	0	0	0	1	0	1
Librarians, Curators, & Archivists	25.40	1	0	1	0	0	0	0	0	0	0	1
Other Education, Training, & Library Occupations	25.90	32	7	25	4	15	2	3	0	3	1	4
<b>Arts, Design, Entertainment, Sports, &amp; Media Occupations</b>	<b>27</b>	<b>44</b>	<b>21</b>	<b>23</b>	<b>16</b>	<b>17</b>	<b>2</b>	<b>2</b>	<b>3</b>	<b>2</b>	<b>0</b>	<b>2</b>
Art & Design Workers	27.10	16	5	11	5	8	0	0	0	2	0	1
Entertainers & Performers, Sports & Related Workers	27.20	3	1	2	1	1	0	0	0	0	0	1
Media & Communication Workers	27.30	15	8	7	8	7	0	0	0	0	0	0
Media & Communication Equipment Workers	27.40	5	5	0	1	0	2	0	2	0	0	0
Other Arts, Design, Entertainment, Sports, & Media Workers	27.90	5	2	3	1	1	0	2	1	0	0	0
<b>Healthcare Practitioners &amp; Technical Occupations</b>	<b>29</b>	<b>56</b>	<b>11</b>	<b>45</b>	<b>7</b>	<b>28</b>	<b>2</b>	<b>8</b>	<b>1</b>	<b>5</b>	<b>1</b>	<b>4</b>
Health Diagnosing & Treating Practitioners	29.10	17	3	14	1	10	2	2	0	0	0	2
Health Technologists & Technicians	29.20	27	4	23	3	13	0	4	1	4	0	2
Other Healthcare Practitioners & Technical Occupations	29.90	12	4	8	3	5	0	2	0	1	1	0
<b>Healthcare Support Occupations</b>	<b>31</b>	<b>221</b>	<b>21</b>	<b>200</b>	<b>11</b>	<b>96</b>	<b>6</b>	<b>62</b>	<b>4</b>	<b>24</b>	<b>0</b>	<b>18</b>
Nursing, Psychiatric, & Home Health Aides	31.10	155	15	140	7	64	5	41	3	19	0	16
Occupational & Physical Therapist Assistants & Aides	31.20	1	0	1	0	0	0	0	0	0	0	1
Other Healthcare Support Occupations	31.90	65	6	59	4	32	1	21	1	5	0	1
<b>Protective Service Occupations</b>	<b>33</b>	<b>62</b>	<b>46</b>	<b>16</b>	<b>27</b>	<b>9</b>	<b>6</b>	<b>4</b>	<b>7</b>	<b>1</b>	<b>6</b>	<b>2</b>
Fire Fighting & Prevention Workers	33.20	2	2	0	2	0	0	0	0	0	0	0
Law Enforcement Workers	33.30	8	6	2	6	1	0	1	0	0	0	0
Other Protective Service Workers	33.90	52	38	14	19	8	6	3	7	1	6	2
<b>Food Preparation &amp; Serving Related Occupations</b>	<b>35</b>	<b>298</b>	<b>144</b>	<b>154</b>	<b>72</b>	<b>106</b>	<b>39</b>	<b>17</b>	<b>21</b>	<b>18</b>	<b>12</b>	<b>13</b>
Supervisors of Food Preparation & Serving Workers	35.10	26	19	7	10	5	3	0	5	2	1	0
Cooks & Food Preparation Workers	35.20	106	61	45	32	23	14	8	9	8	6	6
Food & Beverage Serving Workers	35.30	124	39	85	20	68	12	7	4	4	3	6
Other Food Preparation & Serving Related Workers	35.90	42	25	17	10	10	10	2	3	4	2	1
<b>Building &amp; Grounds Cleaning &amp; Maintenance Occupations</b>	<b>37</b>	<b>210</b>	<b>140</b>	<b>70</b>	<b>74</b>	<b>37</b>	<b>22</b>	<b>13</b>	<b>34</b>	<b>17</b>	<b>10</b>	<b>3</b>
Supervisors of Bldg./Grounds Cleaning & Maintenance Wkrs.	37.10	8	4	4	3	1	1	1	0	1	0	1
Building Cleaning & Pest Control Workers	37.20	98	41	57	15	29	13	11	9	15	4	2
Grounds Maintenance Workers	37.30	84	77	7	48	6	5	0	21	1	3	0
Other Building & Grounds Cleaning & Maint. Occupations	37.90	20	18	2	8	1	3	1	4	0	3	0
<b>Personal Care &amp; Service Occupations</b>	<b>39</b>	<b>108</b>	<b>35</b>	<b>73</b>	<b>16</b>	<b>39</b>	<b>7</b>	<b>19</b>	<b>6</b>	<b>9</b>	<b>6</b>	<b>6</b>
Supervisors of Personal Care & Service Workers	39.10	4	4	0	2	0	0	0	1	0	1	0



Occupation	SOC Code	Total Applicants	Total Male	Total Female	White Male	White Female	Black Male	Black Female	Hispanic Male	Hispanic Female	Other Male	Other Female
Entertainment Attendants & Related Workers	39.30	58	26	32	11	15	6	6	5	5	4	6
Personal Appearance Workers	39.50	11	1	10	1	8	0	2	0	0	0	0
Transportation, Tourism, & Lodging Attendants	39.60	1	0	1	0	0	0	1	0	0	0	0
Other Personal Care & Service Workers	39.90	34	4	30	2	16	1	10	0	4	1	0
<b>Sales &amp; Related Occupations</b>	<b>41</b>	<b>349</b>	<b>123</b>	<b>226</b>	<b>86</b>	<b>133</b>	<b>13</b>	<b>43</b>	<b>9</b>	<b>34</b>	<b>15</b>	<b>16</b>
Supervisors of Sales Workers	41.10	26	10	16	7	12	1	1	1	2	1	1
Retail Sales Workers	41.20	243	82	161	56	87	8	36	7	26	11	12
Sales Representatives, Services	41.30	31	13	18	10	13	1	2	0	2	2	1
Sales Representatives, Wholesale & Manufacturing	41.40	7	7	0	7	0	0	0	0	0	0	0
Other Sales & Related Workers	41.90	42	11	31	6	21	3	4	1	4	1	2
<b>Office &amp; Administrative Support Occupations</b>	<b>43</b>	<b>644</b>	<b>161</b>	<b>483</b>	<b>94</b>	<b>307</b>	<b>27</b>	<b>81</b>	<b>25</b>	<b>56</b>	<b>15</b>	<b>39</b>
Supervisors of Office & Admin. Support Workers	43.10	6	0	6	0	6	0	0	0	0	0	0
Communications Equipment Operators	43.20	4	2	2	1	1	0	0	0	1	1	0
Financial Clerks	43.30	62	8	54	5	38	3	6	0	7	0	3
Information & Record Clerks	43.40	216	51	165	31	96	9	33	8	21	3	15
Material Recording, Scheduling, Dispatch., & Distr. Workers	43.50	74	61	13	32	11	8	1	16	1	5	0
Secretaries & Administrative Assistants	43.60	159	11	148	6	107	2	16	1	15	2	10
Other Office & Administrative Support Workers	43.90	123	28	95	19	48	5	25	0	11	4	11
<b>Farming, Fishing, &amp; Forestry Occupations</b>	<b>45</b>	<b>15</b>	<b>12</b>	<b>3</b>	<b>8</b>	<b>3</b>	<b>1</b>	<b>0</b>	<b>1</b>	<b>0</b>	<b>2</b>	<b>0</b>
Supervisors, Farming, Fishing, & Forestry Workers	45.10	1	1	0	0	0	0	0	0	0	1	0
Agricultural Workers	45.20	7	5	2	4	2	0	0	1	0	0	0
Fishing & Hunting Workers	45.30	2	2	0	2	0	0	0	0	0	0	0
Forest, Conservation, & Logging Workers	45.40	3	2	1	1	1	1	0	0	0	0	0
Other Farming, Fishing, & Forestry Workers	45.90	2	2	0	1	0	0	0	0	0	1	0
<b>Construction &amp; Extraction Occupations</b>	<b>47</b>	<b>545</b>	<b>523</b>	<b>22</b>	<b>416</b>	<b>16</b>	<b>40</b>	<b>3</b>	<b>34</b>	<b>3</b>	<b>33</b>	<b>0</b>
Supervisors of Construction & Extraction Workers	47.10	1	1	0	1	0	0	0	0	0	0	0
Construction Trades Workers	47.20	464	443	21	355	16	33	2	26	3	29	0
Helpers, Construction Trades	47.30	25	25	0	19	0	1	0	5	0	0	0
Other Construction & Related Workers	47.40	4	4	0	3	0	1	0	0	0	0	0
Extraction Workers	47.50	3	3	0	2	0	0	0	1	0	0	0
Other Construction & Extraction Occupations	47.90	48	47	1	36	0	5	1	2	0	4	0
<b>Installation, Maintenance, &amp; Repair Occupations</b>	<b>49</b>	<b>179</b>	<b>169</b>	<b>10</b>	<b>133</b>	<b>5</b>	<b>20</b>	<b>1</b>	<b>10</b>	<b>2</b>	<b>6</b>	<b>2</b>
Supervisors of Installation, Maintenance, & Repair Workers	49.10	2	1	1	1	0	0	1	0	0	0	0
Electrical & Electronic Equipment Mechanics, Installers	49.20	27	24	3	19	2	3	0	1	0	1	1

Occupation	SOC Code	Total Applicants	Total Male	Total Female	White Male	White Female	Black Male	Black Female	Hispanic Male	Hispanic Female	Other Male	Other Female
Vehicle & Mobile Equip. Mechanics, Installers, Repairers	49.30	40	39	1	32	1	1	0	5	0	1	0
Other Installation, Maintenance & Repair Occupations	49.90	110	105	5	81	2	16	0	4	2	4	1
<b>Production Occupations</b>	<b>51</b>	<b>256</b>	<b>196</b>	<b>60</b>	<b>135</b>	<b>36</b>	<b>26</b>	<b>6</b>	<b>20</b>	<b>16</b>	<b>15</b>	<b>2</b>
Supervisors of Production Workers	51.10	4	4	0	4	0	0	0	0	0	0	0
Assemblers & Fabricators	51.20	17	12	5	6	3	5	0	0	2	1	0
Food Processing Workers	51.30	11	2	9	2	5	0	2	0	2	0	0
Metal Workers & Plastic Workers	51.40	86	77	9	58	5	7	2	8	2	4	0
Printing Workers	51.50	6	5	1	5	1	0	0	0	0	0	0
Textile, Apparel, & Furnishings Workers	51.60	6	3	3	0	0	1	0	0	3	2	0
Woodworkers	51.70	1	1	0	1	0	0	0	0	0	0	0
Plant & System Operators	51.80	8	8	0	6	0	0	0	0	0	2	0
Other Production Occupations	51.90	117	84	33	53	22	13	2	12	7	6	2
<b>Transportation &amp; Material Moving Occupations</b>	<b>53</b>	<b>237</b>	<b>210</b>	<b>27</b>	<b>143</b>	<b>17</b>	<b>32</b>	<b>2</b>	<b>23</b>	<b>5</b>	<b>12</b>	<b>3</b>
Supervisors, Transportation & Material Moving Workers	53.10	4	4	0	4	0	0	0	0	0	0	0
Motor Vehicle Operators	53.30	131	112	19	83	11	12	2	10	3	7	3
Rail Transportation Workers	53.40	1	1	0	1	0	0	0	0	0	0	0
Water Transportation Workers	53.50	1	1	0	0	0	1	0	0	0	0	0
Other Transportation Workers	53.60	14	14	0	7	0	1	0	4	0	2	0
Material Moving Workers	53.70	73	66	7	40	6	15	0	8	1	3	0
Other Transportation & Material Moving Occupations	53.90	13	12	1	8	0	3	0	1	1	0	0
<b>Military Specific Occupations</b>	<b>55</b>	<b>12</b>	<b>11</b>	<b>1</b>	<b>7</b>	<b>0</b>	<b>1</b>	<b>1</b>	<b>1</b>	<b>0</b>	<b>2</b>	<b>0</b>
Military Officer Special & Tactical Op's Leaders/Managers	55.10	3	2	1	2	0	0	1	0	0	0	0
First-Line Enlisted Military Supervisor/Managers	55.20	2	2	0	2	0	0	0	0	0	0	0
Military Enlisted Tactical Operations & Air/Weapon	55.30	7	7	0	3	0	1	0	1	0	2	0
<b>Unknown/Unclassifiable Occupations</b>	<b>99</b>	<b>169</b>	<b>76</b>	<b>93</b>	<b>55</b>	<b>58</b>	<b>7</b>	<b>15</b>	<b>4</b>	<b>16</b>	<b>10</b>	<b>4</b>
Unknown/Unclassifiable Occupations	99.90	169	76	93	55	58	7	15	4	16	10	4

Occupation	SOC Code	Total Applicants	Total Male	Total Female	White Male	White Female	Black Male	Black Female	Hispanic Male	Hispanic Female	Other Male	Other Female
<b>Total - All Occupations</b>	<b>00</b>	<b>1,698</b>	<b>1,089</b>	<b>609</b>	<b>907</b>	<b>483</b>	<b>40</b>	<b>17</b>	<b>62</b>	<b>61</b>	<b>80</b>	<b>48</b>
<b>Management Occupations</b>	<b>11</b>	<b>91</b>	<b>57</b>	<b>34</b>	<b>48</b>	<b>31</b>	<b>2</b>	<b>0</b>	<b>3</b>	<b>0</b>	<b>4</b>	<b>3</b>
Top Executives	11.10	29	21	8	17	8	2	0	1	0	1	0
Advertising, Marketing, Promotions, Public Rel. Occupations	11.20	13	8	5	8	5	0	0	0	0	0	0
Operations Specialties Managers	11.30	22	10	12	8	10	0	0	1	0	1	2
Other Management Occupations	11.90	27	18	9	15	8	0	0	1	0	2	1
<b>Business &amp; Financial Operations Occupations</b>	<b>13</b>	<b>26</b>	<b>10</b>	<b>16</b>	<b>10</b>	<b>13</b>	<b>0</b>	<b>0</b>	<b>0</b>	<b>0</b>	<b>0</b>	<b>3</b>
Business Operations Specialists	13.10	13	5	8	5	8	0	0	0	0	0	0
Financial Specialists	13.20	12	5	7	5	5	0	0	0	0	0	2
Other Business & Financial Operations Occupations	13.90	1	0	1	0	0	0	0	0	0	0	1
<b>Computer &amp; Mathematical Occupations</b>	<b>15</b>	<b>21</b>	<b>17</b>	<b>4</b>	<b>13</b>	<b>3</b>	<b>0</b>	<b>1</b>	<b>1</b>	<b>0</b>	<b>3</b>	<b>0</b>
Computer Specialists	15.10	19	15	4	12	3	0	1	0	0	3	0
Mathematical Scientists	15.20	1	1	0	1	0	0	0	0	0	0	0
Other Computer & Mathematical Occupations	15.90	1	1	0	0	0	0	0	1	0	0	0
<b>Architecture &amp; Engineering Occupations</b>	<b>17</b>	<b>28</b>	<b>25</b>	<b>3</b>	<b>24</b>	<b>2</b>	<b>0</b>	<b>0</b>	<b>1</b>	<b>1</b>	<b>0</b>	<b>0</b>
Architects, Surveyors, & Cartographers	17.10	2	2	0	2	0	0	0	0	0	0	0
Engineers	17.20	16	15	1	14	0	0	0	1	1	0	0
Drafters, Engineering, & Mapping Technicians	17.30	7	5	2	5	2	0	0	0	0	0	0
Other Architecture & Engineering Occupations	17.90	3	3	0	3	0	0	0	0	0	0	0
<b>Life, Physical, &amp; Social Science Occupations</b>	<b>19</b>	<b>6</b>	<b>3</b>	<b>3</b>	<b>3</b>	<b>3</b>	<b>0</b>	<b>0</b>	<b>0</b>	<b>0</b>	<b>0</b>	<b>0</b>
Life Scientists	19.10	1	1	0	1	0	0	0	0	0	0	0
Physical Scientists	19.20	1	1	0	1	0	0	0	0	0	0	0
Social Scientists & Related Workers	19.30	3	1	2	1	2	0	0	0	0	0	0
Life, Physical, & Social Science Technicians	19.40	1	0	1	0	1	0	0	0	0	0	0
<b>Community &amp; Social Services Occupations</b>	<b>21</b>	<b>25</b>	<b>10</b>	<b>15</b>	<b>6</b>	<b>11</b>	<b>2</b>	<b>1</b>	<b>2</b>	<b>1</b>	<b>0</b>	<b>2</b>
Counselors, Social Workers, Other Cmty. & Soc. Svcs. Wkrs.	21.10	21	8	13	5	9	1	1	2	1	0	2
Other Community & Social Services Occupations	21.90	4	2	2	1	2	1	0	0	0	0	0
<b>Legal Occupations</b>	<b>23</b>	<b>7</b>	<b>1</b>	<b>6</b>	<b>1</b>	<b>6</b>	<b>0</b>	<b>0</b>	<b>0</b>	<b>0</b>	<b>0</b>	<b>0</b>
Lawyers, Judges, & Related Workers	23.10	1	1	0	1	0	0	0	0	0	0	0
Legal Support Workers	23.20	6	0	6	0	6	0	0	0	0	0	0
<b>Education, Training, &amp; Library Occupations</b>	<b>25</b>	<b>14</b>	<b>5</b>	<b>9</b>	<b>4</b>	<b>7</b>	<b>1</b>	<b>0</b>	<b>0</b>	<b>2</b>	<b>0</b>	<b>0</b>
Postsecondary Teachers	25.10	3	2	1	1	1	1	0	0	0	0	0
Primary, Secondary & Special Ed. Teachers	25.20	4	1	3	1	3	0	0	0	0	0	0
Other Teachers & Instructors	25.30	1	1	0	1	0	0	0	0	0	0	0

Occupation	SOC Code	Total Applicants	Total Male	Total Female	White Male	White Female	Black Male	Black Female	Hispanic Male	Hispanic Female	Other Male	Other Female
Librarians, Curators, & Archivists	25.40	1	0	1	0	1	0	0	0	0	0	0
Other Education, Training, & Library Occupations	25.90	5	1	4	1	2	0	0	0	2	0	0
<b>Arts, Design, Entertainment, Sports, &amp; Media Occupations</b>	<b>27</b>	<b>18</b>	<b>12</b>	<b>6</b>	<b>10</b>	<b>6</b>	<b>0</b>	<b>0</b>	<b>1</b>	<b>0</b>	<b>1</b>	<b>0</b>
Art & Design Workers	27.10	10	4	6	3	6	0	0	0	0	1	0
Entertainers & Performers, Sports & Related Workers	27.20	2	2	0	2	0	0	0	0	0	0	0
Media & Communication Workers	27.30	2	2	0	2	0	0	0	0	0	0	0
Media & Communication Equipment Workers	27.40	2	2	0	1	0	0	0	1	0	0	0
Other Arts, Design, Entertainment, Sports, & Media Workers	27.90	2	2	0	2	0	0	0	0	0	0	0
<b>Healthcare Practitioners &amp; Technical Occupations</b>	<b>29</b>	<b>24</b>	<b>5</b>	<b>19</b>	<b>4</b>	<b>14</b>	<b>1</b>	<b>0</b>	<b>0</b>	<b>2</b>	<b>0</b>	<b>3</b>
Health Diagnosing & Treating Practitioners	29.10	8	1	7	1	6	0	0	0	1	0	0
Health Technologists & Technicians	29.20	11	4	7	3	6	1	0	0	0	0	1
Other Healthcare Practitioners & Technical Occupations	29.90	5	0	5	0	2	0	0	0	1	0	2
<b>Healthcare Support Occupations</b>	<b>31</b>	<b>75</b>	<b>7</b>	<b>68</b>	<b>3</b>	<b>53</b>	<b>2</b>	<b>5</b>	<b>2</b>	<b>8</b>	<b>0</b>	<b>2</b>
Nursing, Psychiatric, & Home Health Aides	31.10	58	6	52	3	40	1	4	2	7	0	1
Occupational & Physical Therapist Assistants & Aides	31.20	1	0	1	0	1	0	0	0	0	0	0
Other Healthcare Support Occupations	31.90	16	1	15	0	12	1	1	0	1	0	1
<b>Protective Service Occupations</b>	<b>33</b>	<b>17</b>	<b>15</b>	<b>2</b>	<b>14</b>	<b>1</b>	<b>1</b>	<b>0</b>	<b>0</b>	<b>1</b>	<b>0</b>	<b>0</b>
First-Line Supervisors/Mgrs. of Protective Service Workers	33.10	1	1	0	1	0	0	0	0	0	0	0
Law Enforcement Workers	33.30	3	2	1	2	1	0	0	0	0	0	0
Other Protective Service Workers	33.90	13	12	1	11	0	1	0	0	1	0	0
<b>Food Preparation &amp; Serving Related Occupations</b>	<b>35</b>	<b>78</b>	<b>37</b>	<b>41</b>	<b>27</b>	<b>34</b>	<b>3</b>	<b>2</b>	<b>2</b>	<b>1</b>	<b>5</b>	<b>4</b>
Supervisors of Food Preparation & Serving Workers	35.10	12	10	2	8	2	1	0	0	0	1	0
Cooks & Food Preparation Workers	35.20	26	16	10	14	6	0	1	2	1	0	2
Food & Beverage Serving Workers	35.30	34	7	27	5	24	1	1	0	0	1	2
Other Food Preparation & Serving Related Workers	35.90	6	4	2	0	2	1	0	0	0	3	0
<b>Building &amp; Grounds Cleaning &amp; Maintenance Occupations</b>	<b>37</b>	<b>109</b>	<b>92</b>	<b>17</b>	<b>82</b>	<b>15</b>	<b>3</b>	<b>0</b>	<b>2</b>	<b>1</b>	<b>5</b>	<b>1</b>
Supervisors of Bldg./Grounds Cleaning & Maintenance Wkrs.	37.10	2	1	1	1	1	0	0	0	0	0	0
Building Cleaning & Pest Control Workers	37.20	27	15	12	12	11	2	0	0	1	1	0
Grounds Maintenance Workers	37.30	71	68	3	63	3	0	0	1	0	4	0
Other Building & Grounds Cleaning & Maint. Occupations	37.90	9	8	1	6	0	1	0	1	0	0	1
<b>Personal Care &amp; Service Occupations</b>	<b>39</b>	<b>23</b>	<b>5</b>	<b>18</b>	<b>4</b>	<b>17</b>	<b>0</b>	<b>0</b>	<b>0</b>	<b>1</b>	<b>1</b>	<b>0</b>
Supervisors of Personal Care & Service Workers	39.10	1	0	1	0	1	0	0	0	0	0	0
Animal Care & Service Workers	39.20	2	1	1	1	1	0	0	0	0	0	0
Personal Appearance Workers	39.50	6	1	5	0	5	0	0	0	0	1	0

Occupation	SOC Code	Total Applicants	Total Male	Total Female	White Male	White Female	Black Male	Black Female	Hispanic Male	Hispanic Female	Other Male	Other Female
Other Personal Care & Service Workers	39.90	14	3	11	3	10	0	0	0	1	0	0
<b>Sales &amp; Related Occupations</b>	<b>41</b>	<b>126</b>	<b>59</b>	<b>67</b>	<b>54</b>	<b>53</b>	<b>1</b>	<b>2</b>	<b>3</b>	<b>5</b>	<b>1</b>	<b>7</b>
Supervisors of Sales Workers	41.10	16	5	11	5	9	0	0	0	0	0	2
Retail Sales Workers	41.20	79	36	43	32	34	1	1	2	4	1	4
Sales Representatives, Services	41.30	17	12	5	11	4	0	1	1	0	0	0
Sales Representatives, Wholesale & Manufacturing	41.40	6	4	2	4	2	0	0	0	0	0	0
Other Sales & Related Workers	41.90	8	2	6	2	4	0	0	0	1	0	1
<b>Office &amp; Administrative Support Occupations</b>	<b>43</b>	<b>199</b>	<b>37</b>	<b>162</b>	<b>28</b>	<b>140</b>	<b>4</b>	<b>5</b>	<b>3</b>	<b>8</b>	<b>2</b>	<b>9</b>
Supervisors of Office & Admin. Support Workers	43.10	1	0	1	0	0	0	0	0	0	0	1
Communications Equipment Operators	43.20	3	0	3	0	3	0	0	0	0	0	0
Financial Clerks	43.30	21	1	20	1	19	0	1	0	0	0	0
Information & Record Clerks	43.40	54	11	43	9	36	2	2	0	1	0	4
Material Recording, Scheduling, Dispatch., & Distr. Workers	43.50	29	18	11	14	10	1	0	1	1	2	0
Secretaries & Administrative Assistants	43.60	52	1	51	1	47	0	0	0	3	0	1
Other Office & Administrative Support Workers	43.90	39	6	33	3	25	1	2	2	3	0	3
<b>Farming, Fishing, &amp; Forestry Occupations</b>	<b>45</b>	<b>12</b>	<b>4</b>	<b>8</b>	<b>4</b>	<b>6</b>	<b>0</b>	<b>0</b>	<b>0</b>	<b>1</b>	<b>0</b>	<b>1</b>
Supervisors of Farming, Fishing, & Forestry Workers	45.10	2	1	1	1	1	0	0	0	0	0	0
Agricultural Workers	45.20	7	2	5	2	4	0	0	0	1	0	0
Fishing & Hunting Workers	45.30	1	0	1	0	1	0	0	0	0	0	0
Forest, Conservation, & Logging Workers	45.40	1	0	1	0	0	0	0	0	0	0	1
Other Farming, Fishing, & Forestry Workers	45.90	1	1	0	1	0	0	0	0	0	0	0
<b>Construction &amp; Extraction Occupations</b>	<b>47</b>	<b>356</b>	<b>351</b>	<b>5</b>	<b>310</b>	<b>5</b>	<b>7</b>	<b>0</b>	<b>6</b>	<b>0</b>	<b>28</b>	<b>0</b>
Supervisors of Construction & Extraction Workers	47.10	1	1	0	1	0	0	0	0	0	0	0
Construction Trades Workers	47.20	292	287	5	251	5	5	0	5	0	26	0
Helpers, Construction Trades	47.30	52	52	0	48	0	1	0	1	0	2	0
Other Construction & Related Workers	47.40	4	4	0	3	0	1	0	0	0	0	0
Other Construction & Extraction Occupations	47.90	7	7	0	7	0	0	0	0	0	0	0
<b>Installation, Maintenance, &amp; Repair Occupations</b>	<b>49</b>	<b>65</b>	<b>65</b>	<b>0</b>	<b>58</b>	<b>0</b>	<b>0</b>	<b>0</b>	<b>2</b>	<b>0</b>	<b>5</b>	<b>0</b>
Supervisors of Installation, Maintenance, & Repair Workers	49.10	2	2	0	2	0	0	0	0	0	0	0
Electrical & Electronic Equipment Mechanics, Installers	49.20	3	3	0	3	0	0	0	0	0	0	0
Vehicle & Mobile Equip. Mechanics, Installers, Repairers	49.30	28	28	0	26	0	0	0	0	0	2	0
Other Installation, Maintenance & Repair Occupations	49.90	32	32	0	27	0	0	0	2	0	3	0
<b>Production Occupations</b>	<b>51</b>	<b>205</b>	<b>131</b>	<b>74</b>	<b>93</b>	<b>44</b>	<b>8</b>	<b>1</b>	<b>22</b>	<b>22</b>	<b>8</b>	<b>7</b>
Supervisors of Production Workers	51.10	1	1	0	1	0	0	0	0	0	0	0

Occupation	SOC Code	Total Applicants	Total Male	Total Female	White Male	White Female	Black Male	Black Female	Hispanic Male	Hispanic Female	Other Male	Other Female
Assemblers & Fabricators	51.20	19	8	11	5	7	1	0	1	4	1	0
Food Processing Workers	51.30	2	1	1	0	1	0	0	1	0	0	0
Metal Workers & Plastic Workers	51.40	83	60	23	39	14	3	0	13	8	5	1
Printing Workers	51.50	3	2	1	1	0	0	0	0	1	1	0
Textile, Apparel, & Furnishings Workers	51.60	6	0	6	0	0	0	0	0	3	0	3
Woodworkers	51.70	1	1	0	1	0	0	0	0	0	0	0
Other Production Occupations	51.90	90	58	32	46	22	4	1	7	6	1	3
<b>Military Specific Occupations</b>	<b>55</b>	<b>133</b>	<b>119</b>	<b>14</b>	<b>93</b>	<b>8</b>	<b>3</b>	<b>0</b>	<b>12</b>	<b>4</b>	<b>11</b>	<b>2</b>
Military Enlisted Tactical Operations & Air/Weapon	55.30	2	1	1	1	0	0	0	0	0	0	1
<b>Transportation &amp; Material Moving Occupations</b>	<b>53</b>	<b>2</b>	<b>1</b>	<b>1</b>	<b>1</b>	<b>1</b>	<b>0</b>	<b>0</b>	<b>0</b>	<b>0</b>	<b>0</b>	<b>0</b>
Supervisors of Transportation & Material Moving Workers	53.10	93	88	5	69	3	1	0	8	1	10	1
Air Transportation Workers	53.20	2	2	0	2	0	0	0	0	0	0	0
Motor Vehicle Operators	53.30	33	26	7	20	4	2	0	4	3	0	0
Water Transportation Workers	53.50	1	1	0	0	0	0	0	0	0	1	0
Material Moving Workers	53.70	2	2	0	2	0	0	0	0	0	0	0
Other Transportation & Material Moving Occupations	53.90	2	2	0	2	0	0	0	0	0	0	0
<b>Unknown/Unclassifiable Occupations</b>	<b>99</b>	<b>38</b>	<b>20</b>	<b>18</b>	<b>12</b>	<b>11</b>	<b>2</b>	<b>0</b>	<b>0</b>	<b>3</b>	<b>6</b>	<b>4</b>
Unknown/Unclassifiable Occupations	99.90	38	20	18	12	11	2	0	0	3	6	4

Occupation	SOC Code	Total Applicants	Total Male	Total Female	White Male	White Female	Black Male	Black Female	Hispanic Male	Hispanic Female	Other Male	Other Female
<b>Total - All Occupations</b>	<b>00</b>	<b>5,426</b>	<b>3,075</b>	<b>2,351</b>	<b>1,693</b>	<b>1,111</b>	<b>529</b>	<b>490</b>	<b>576</b>	<b>581</b>	<b>277</b>	<b>169</b>
<b>Management Occupations</b>	<b>11</b>	<b>240</b>	<b>149</b>	<b>91</b>	<b>123</b>	<b>73</b>	<b>8</b>	<b>6</b>	<b>9</b>	<b>10</b>	<b>9</b>	<b>2</b>
Top Executives	11.10	65	46	19	41	17	1	1	2	1	2	0
Advertising, Marketing, Promotions, Public Rel. Occupations	11.20	39	24	15	22	14	0	0	2	1	0	0
Operations Specialties Managers	11.30	60	32	28	24	23	2	1	2	4	4	0
Other Management Occupations	11.90	76	47	29	36	19	5	4	3	4	3	2
<b>Business &amp; Financial Operations Occupations</b>	<b>13</b>	<b>240</b>	<b>107</b>	<b>133</b>	<b>67</b>	<b>94</b>	<b>21</b>	<b>18</b>	<b>17</b>	<b>15</b>	<b>2</b>	<b>6</b>
Business Operations Specialists	13.10	36	14	22	13	15	0	4	1	1	0	2
Financial Specialists	13.20	189	87	102	51	73	19	13	15	13	2	3
Other Business & Financial Operations Occupations	13.90	15	6	9	3	6	2	1	1	1	0	1
<b>Computer &amp; Mathematical Occupations</b>	<b>15</b>	<b>51</b>	<b>38</b>	<b>13</b>	<b>27</b>	<b>6</b>	<b>3</b>	<b>2</b>	<b>5</b>	<b>4</b>	<b>3</b>	<b>1</b>
Computer Specialists	15.10	49	38	11	27	5	3	2	5	3	3	1
Mathematical Scientists	15.20	2	0	2	0	1	0	0	0	1	0	0
<b>Architecture &amp; Engineering Occupations</b>	<b>17</b>	<b>51</b>	<b>41</b>	<b>10</b>	<b>31</b>	<b>6</b>	<b>4</b>	<b>2</b>	<b>4</b>	<b>2</b>	<b>2</b>	<b>0</b>
Architects, Surveyors, & Cartographers	17.10	4	3	1	1	1	2	0	0	0	0	0
Engineers	17.20	29	25	4	22	4	1	0	2	0	0	0
Drafters, Engineering, & Mapping Technicians	17.30	17	12	5	8	1	1	2	2	2	1	0
Other Architecture & Engineering Occupations	17.90	1	1	0	0	0	0	0	0	0	1	0
<b>Life, Physical, &amp; Social Science Occupations</b>	<b>19</b>	<b>21</b>	<b>11</b>	<b>10</b>	<b>6</b>	<b>7</b>	<b>1</b>	<b>1</b>	<b>2</b>	<b>1</b>	<b>2</b>	<b>1</b>
Life Scientists	19.10	3	2	1	1	1	1	0	0	0	0	0
Physical Scientists	19.20	5	3	2	2	2	0	0	1	0	0	0
Social Scientists & Related Workers	19.30	10	5	5	3	3	0	1	0	0	2	1
Life, Physical, & Social Science Technicians	19.40	1	0	1	0	1	0	0	0	0	0	0
Other Life, Physical, & Social Science Occupations	19.90	2	1	1	0	0	0	0	1	1	0	0
<b>Community &amp; Social Services Occupations</b>	<b>21</b>	<b>115</b>	<b>36</b>	<b>79</b>	<b>13</b>	<b>23</b>	<b>13</b>	<b>31</b>	<b>8</b>	<b>15</b>	<b>2</b>	<b>10</b>
Counselors, Social Workers, Other Cmty. & Soc. Svcs. Wkrs.	21.10	95	30	65	10	21	12	25	6	11	2	8
Religious Workers	21.20	1	0	1	0	0	0	0	0	1	0	0
Other Community & Social Services Occupations	21.90	19	6	13	3	2	1	6	2	3	0	2
<b>Legal Occupations</b>	<b>23</b>	<b>23</b>	<b>5</b>	<b>18</b>	<b>5</b>	<b>9</b>	<b>0</b>	<b>4</b>	<b>0</b>	<b>3</b>	<b>0</b>	<b>2</b>
Lawyers, Judges, & Related Workers	23.10	5	3	2	3	1	0	0	0	1	0	0
Legal Support Workers	23.20	16	1	15	1	8	0	4	0	1	0	2
Other Legal Occupations	23.90	2	1	1	1	0	0	0	0	1	0	0
<b>Education, Training, &amp; Library Occupations</b>	<b>25</b>	<b>56</b>	<b>14</b>	<b>42</b>	<b>5</b>	<b>16</b>	<b>7</b>	<b>8</b>	<b>1</b>	<b>16</b>	<b>1</b>	<b>2</b>
Postsecondary Teachers	25.10	12	4	8	1	1	3	4	0	3	0	0

Occupation	SOC Code	Total Applicants	Total Male	Total Female	White Male	White Female	Black Male	Black Female	Hispanic Male	Hispanic Female	Other Male	Other Female
Primary, Secondary & Special Ed. Teachers	25.20	12	6	6	3	5	2	1	0	0	1	0
Other Teachers & Instructors	25.30	7	1	6	1	2	0	1	0	2	0	1
Librarians, Curators, & Archivists	52.40	1	0	1	0	0	0	0	0	1	0	0
Other Education, Training, & Library Occupations	25.90	24	3	21	0	8	2	2	1	10	0	1
<b>Arts, Design, Entertainment, Sports, &amp; Media Occupations</b>	<b>27</b>	<b>37</b>	<b>26</b>	<b>11</b>	<b>10</b>	<b>10</b>	<b>6</b>	<b>0</b>	<b>6</b>	<b>1</b>	<b>4</b>	<b>0</b>
Art & Design Workers	27.10	19	12	7	4	6	2	0	4	1	2	0
Entertainers & Performers, Sports & Related Workers	27.20	4	3	1	1	1	2	0	0	0	0	0
Media & Communication Workers	27.30	5	3	2	2	2	0	0	0	0	1	0
Media & Communication Equipment Workers	27.40	4	4	0	0	0	2	0	1	0	1	0
Other Arts, Design, Entertainment, Sports, & Media Workers	27.90	5	4	1	3	1	0	0	1	0	0	0
<b>Healthcare Practitioners &amp; Technical Occupations</b>	<b>29</b>	<b>66</b>	<b>12</b>	<b>54</b>	<b>6</b>	<b>29</b>	<b>2</b>	<b>10</b>	<b>2</b>	<b>11</b>	<b>2</b>	<b>4</b>
Health Diagnosing & Treating Practitioners	29.10	18	4	14	1	7	0	2	1	3	2	2
Health Technologists & Technicians	29.20	39	8	31	5	20	2	5	1	4	0	2
Other Healthcare Practitioners & Technical Occupations	29.90	9	0	9	0	2	0	3	0	4	0	0
<b>Healthcare Support Occupations</b>	<b>31</b>	<b>305</b>	<b>29</b>	<b>276</b>	<b>9</b>	<b>84</b>	<b>8</b>	<b>89</b>	<b>8</b>	<b>81</b>	<b>4</b>	<b>22</b>
Nursing, Psychiatric, & Home Health Aides	31.10	225	19	206	5	52	5	70	5	64	4	20
Other Healthcare Support Occupations	31.90	80	10	70	4	32	3	19	3	17	0	2
<b>Protective Service Occupations</b>	<b>33</b>	<b>64</b>	<b>56</b>	<b>8</b>	<b>38</b>	<b>5</b>	<b>5</b>	<b>3</b>	<b>9</b>	<b>0</b>	<b>4</b>	<b>0</b>
Fire Fighting & Prevention Workers	33.20	1	1	0	0	0	0	0	0	0	1	0
Law Enforcement Workers	33.30	15	12	3	9	0	0	3	3	0	0	0
Other Protective Service Workers	33.90	48	43	5	29	5	5	0	6	0	3	0
<b>Food Preparation &amp; Serving Related Occupations</b>	<b>35</b>	<b>243</b>	<b>135</b>	<b>108</b>	<b>49</b>	<b>57</b>	<b>50</b>	<b>24</b>	<b>24</b>	<b>20</b>	<b>12</b>	<b>7</b>
Supervisors of Food Preparation & Serving Workers	35.10	18	13	5	8	2	3	3	2	0	0	0
Cooks & Food Preparation Workers	35.20	90	56	34	14	17	26	7	12	9	4	1
Food & Beverage Serving Workers	35.30	105	45	60	22	37	11	10	6	7	6	6
Other Food Preparation & Serving Related Workers	35.90	30	21	9	5	1	10	4	4	4	2	0
<b>Building &amp; Grounds Cleaning &amp; Maintenance Occupations</b>	<b>37</b>	<b>232</b>	<b>192</b>	<b>40</b>	<b>88</b>	<b>22</b>	<b>22</b>	<b>8</b>	<b>66</b>	<b>7</b>	<b>16</b>	<b>3</b>
Supervisors of Bldg./Grounds Cleaning & Maintenance Wkrs.	37.10	6	4	2	1	1	1	1	2	0	0	0
Building Cleaning & Pest Control Workers	37.20	63	37	26	13	12	9	7	12	4	3	3
Grounds Maintenance Workers	37.30	139	130	9	69	8	7	0	42	1	12	0
Other Building & Grounds Cleaning & Maint. Occupations	37.90	24	21	3	5	1	5	0	10	2	1	0
<b>Personal Care &amp; Service Occupations</b>	<b>39</b>	<b>68</b>	<b>12</b>	<b>56</b>	<b>5</b>	<b>21</b>	<b>3</b>	<b>16</b>	<b>3</b>	<b>16</b>	<b>1</b>	<b>3</b>
Supervisors of Personal Care & Service Workers	39.10	1	0	1	0	0	0	1	0	0	0	0
Entertainment Attendants & Related Workers	39.30	2	0	2	0	0	0	1	0	1	0	0



Occupation	SOC Code	Total Applicants	Total Male	Total Female	White Male	White Female	Black Male	Black Female	Hispanic Male	Hispanic Female	Other Male	Other Female
Personal Appearance Workers	39.50	14	2	12	1	8	0	0	1	2	0	2
Transportation, Tourism, & Lodging Attendants	39.60	2	1	1	0	0	1	1	0	0	0	0
Other Personal Care & Service Workers	39.90	49	9	40	4	13	2	13	2	13	1	1
<b>Sales &amp; Related Occupations</b>	<b>41</b>	<b>446</b>	<b>178</b>	<b>268</b>	<b>103</b>	<b>106</b>	<b>33</b>	<b>61</b>	<b>24</b>	<b>78</b>	<b>18</b>	<b>23</b>
Supervisors of Sales Workers	41.10	36	18	18	13	12	0	2	4	3	1	1
Retail Sales Workers	41.20	331	116	215	62	75	23	52	17	68	14	20
Sales Representatives, Services	41.30	27	15	12	11	9	3	1	0	1	1	1
Sales Representatives, Wholesale & Manufacturing	41.40	7	6	1	6	1	0	0	0	0	0	0
Other Sales & Related Workers	41.90	45	23	22	11	9	7	6	3	6	2	1
<b>Office &amp; Administrative Support Occupations</b>	<b>43</b>	<b>782</b>	<b>195</b>	<b>587</b>	<b>92</b>	<b>330</b>	<b>49</b>	<b>108</b>	<b>28</b>	<b>110</b>	<b>26</b>	<b>39</b>
Supervisors of Office & Admin. Support Workers	43.10	4	2	2	1	2	1	0	0	0	0	0
Communications Equipment Operators	43.20	4	0	4	0	2	0	0	0	2	0	0
Financial Clerks	43.30	71	13	58	11	42	1	6	1	9	0	1
Information & Record Clerks	43.40	247	62	185	34	94	14	42	9	41	5	8
Material Recording, Scheduling, Dispatch., & Distr. Workers	43.50	104	80	24	24	10	25	7	16	3	15	4
Secretaries & Administrative Assistants	43.60	168	11	157	7	106	4	20	0	20	0	11
Other Office & Administrative Support Workers	43.90	184	27	157	15	74	4	33	2	35	6	15
<b>Farming, Fishing, &amp; Forestry Occupations</b>	<b>45</b>	<b>10</b>	<b>6</b>	<b>4</b>	<b>1</b>	<b>2</b>	<b>0</b>	<b>0</b>	<b>5</b>	<b>2</b>	<b>0</b>	<b>0</b>
Agricultural Workers	45.20	8	4	4	1	2	0	0	3	2	0	0
Fishing & Hunting Workers	45.30	1	1	0	0	0	0	0	1	0	0	0
Other Farming, Fishing, & Forestry Workers	45.90	1	1	0	0	0	0	0	1	0	0	0
<b>Construction &amp; Extraction Occupations</b>	<b>47</b>	<b>672</b>	<b>655</b>	<b>17</b>	<b>437</b>	<b>9</b>	<b>69</b>	<b>3</b>	<b>86</b>	<b>3</b>	<b>63</b>	<b>2</b>
Supervisors of Construction & Extraction Workers	47.10	2	2	0	1	0	0	0	1	0	0	0
Construction Trades Workers	47.20	542	529	13	358	8	52	2	63	2	56	1
Helpers, Construction Trades	47.30	35	35	0	19	0	5	0	10	0	1	0
Other Construction & Related Workers	47.40	21	21	0	8	0	7	0	2	0	4	0
Extraction Workers	47.50	2	2	0	1	0	0	0	1	0	0	0
Other Construction & Extraction Occupations	47.90	70	66	4	50	1	5	1	9	1	2	1
<b>Installation, Maintenance, &amp; Repair Occupations</b>	<b>49</b>	<b>254</b>	<b>247</b>	<b>7</b>	<b>146</b>	<b>4</b>	<b>32</b>	<b>0</b>	<b>46</b>	<b>2</b>	<b>23</b>	<b>1</b>
Electrical & Electronic Equipment Mechanics, Installers	49.20	39	38	1	21	0	9	0	4	0	4	1
Vehicle & Mobile Equip. Mechanics, Installers, Repairers	49.30	57	57	0	36	0	5	0	10	0	6	0
Other Installation, Maintenance & Repair Occupations	49.90	158	152	6	89	4	18	0	32	2	13	0
<b>Production Occupations</b>	<b>51</b>	<b>774</b>	<b>446</b>	<b>328</b>	<b>210</b>	<b>126</b>	<b>87</b>	<b>58</b>	<b>116</b>	<b>122</b>	<b>33</b>	<b>22</b>
Supervisors of Production Workers	51.10	3	2	1	0	1	2	0	0	0	0	0

Occupation	SOC Code	Total Applicants	Total Male	Total Female	White Male	White Female	Black Male	Black Female	Hispanic Male	Hispanic Female	Other Male	Other Female
Assemblers & Fabricators	51.20	33	12	21	7	6	4	3	1	10	0	2
Food Processing Workers	51.30	5	1	4	1	2	0	1	0	1	0	0
Metal Workers & Plastic Workers	51.40	303	209	94	114	47	27	10	57	32	11	5
Printing Workers	51.50	13	11	2	6	0	2	1	3	1	0	0
Textile, Apparel, & Furnishings Workers	51.60	13	8	5	1	1	3	1	3	3	1	0
Plant & System Operators	51.80	2	2	0	1	0	0	0	0	0	1	0
Other Production Occupations	51.90	402	201	201	80	69	49	42	52	75	20	15
<b>Transportation &amp; Material Moving Occupations</b>	<b>53</b>	<b>438</b>	<b>354</b>	<b>84</b>	<b>157</b>	<b>19</b>	<b>93</b>	<b>18</b>	<b>74</b>	<b>40</b>	<b>30</b>	<b>7</b>
Supervisors, Transportation & Material Moving Workers	53.10	2	2	0	0	0	1	0	1	0	0	0
Motor Vehicle Operators	53.30	202	185	17	98	7	43	5	30	4	14	1
Rail Transportation Workers	53.40	2	2	0	2	0	0	0	0	0	0	0
Other Transportation Workers	53.60	4	3	1	1	0	0	1	1	0	1	0
Material Moving Workers	53.70	218	152	66	52	12	49	12	38	36	13	6
Other Transportation & Material Moving Occupations	53.90	10	10	0	4	0	0	0	4	0	2	0
<b>Military Specific Occupations</b>	<b>55</b>	<b>8</b>	<b>7</b>	<b>1</b>	<b>4</b>	<b>0</b>	<b>1</b>	<b>1</b>	<b>2</b>	<b>0</b>	<b>0</b>	<b>0</b>
Military Officer Special & Tactical Op's Leaders/Managers	55.10	2	2	0	2	0	0	0	0	0	0	0
First-Line Enlisted Military Supervisor/Managers	55.20	1	0	1	0	0	0	1	0	0	0	0
Military Enlisted Tactical Operations & Air/Weapon	55.30	4	4	0	2	0	1	0	1	0	0	0
Other Military Specific Occupations	55.90	1	1	0	0	0	0	0	1	0	0	0
<b>Unknown/Unclassifiable Occupations</b>	<b>99</b>	<b>230</b>	<b>124</b>	<b>106</b>	<b>61</b>	<b>53</b>	<b>12</b>	<b>19</b>	<b>31</b>	<b>22</b>	<b>20</b>	<b>12</b>
Unknown/Unclassifiable Occupations	99.90	230	124	106	61	53	12	19	31	22	20	12

Occupation	SOC Code	Total Applicants	Total Male	Total Female	White Male	White Female	Black Male	Black Female	Hispanic Male	Hispanic Female	Other Male	Other Female
<b>Total - All Occupations</b>	<b>00</b>	<b>3,933</b>	<b>2,381</b>	<b>1,552</b>	<b>1,913</b>	<b>1,164</b>	<b>86</b>	<b>65</b>	<b>199</b>	<b>229</b>	<b>183</b>	<b>94</b>
<b>Management Occupations</b>	<b>11</b>	<b>212</b>	<b>128</b>	<b>84</b>	<b>111</b>	<b>74</b>	<b>5</b>	<b>0</b>	<b>6</b>	<b>7</b>	<b>6</b>	<b>3</b>
Top Executives	11.10	77	46	31	38	27	2	0	3	3	3	1
Advertising, Marketing, Promotions, Public Rel. Occupations	11.20	42	31	11	28	8	0	0	1	3	2	0
Operations Specialties Managers	11.30	38	20	18	19	17	1	0	0	0	0	1
Other Management Occupations	11.90	55	31	24	26	22	2	0	2	1	1	1
<b>Business &amp; Financial Operations Occupations</b>	<b>13</b>	<b>64</b>	<b>25</b>	<b>39</b>	<b>24</b>	<b>28</b>	<b>0</b>	<b>1</b>	<b>0</b>	<b>4</b>	<b>1</b>	<b>6</b>
Business Operations Specialists	13.10	17	5	12	5	10	0	0	0	0	0	2
Financial Specialists	13.20	39	18	21	17	14	0	1	0	3	1	3
Other Business & Financial Operations Occupations	13.90	8	2	6	2	4	0	0	0	1	0	1
<b>Computer &amp; Mathematical Occupations</b>	<b>15</b>	<b>44</b>	<b>31</b>	<b>13</b>	<b>29</b>	<b>9</b>	<b>0</b>	<b>2</b>	<b>1</b>	<b>2</b>	<b>1</b>	<b>0</b>
Computer Specialists	15.10	37	26	11	24	8	0	2	1	1	1	0
Other Computer & Mathematical Occupations	15.90	7	5	2	5	1	0	0	0	1	0	0
<b>Architecture &amp; Engineering Occupations</b>	<b>17</b>	<b>41</b>	<b>34</b>	<b>7</b>	<b>28</b>	<b>6</b>	<b>0</b>	<b>0</b>	<b>1</b>	<b>0</b>	<b>5</b>	<b>1</b>
Architects, Surveyors, & Cartographers	17.10	2	2	0	2	0	0	0	0	0	0	0
Engineers	17.20	23	19	4	16	4	0	0	0	0	3	0
Drafters, Engineering, & Mapping Technicians	17.30	13	12	1	9	1	0	0	1	0	2	0
Other Architecture & Engineering Occupations	17.90	3	1	2	1	1	0	0	0	0	0	1
<b>Life, Physical, &amp; Social Science Occupations</b>	<b>19</b>	<b>14</b>	<b>8</b>	<b>6</b>	<b>6</b>	<b>6</b>	<b>0</b>	<b>0</b>	<b>1</b>	<b>0</b>	<b>1</b>	<b>0</b>
Life Scientists	19.10	1	0	1	0	1	0	0	0	0	0	0
Physical Scientists	19.20	2	1	1	1	1	0	0	0	0	0	0
Social Scientists & Related Workers	19.30	4	2	2	0	2	0	0	1	0	1	0
Life, Physical, & Social Science Technicians	19.40	5	4	1	4	1	0	0	0	0	0	0
Other Life, Physical, & Social Science Occupations	19.90	2	1	1	1	1	0	0	0	0	0	0
<b>Community &amp; Social Services Occupations</b>	<b>21</b>	<b>61</b>	<b>19</b>	<b>42</b>	<b>13</b>	<b>26</b>	<b>0</b>	<b>3</b>	<b>3</b>	<b>11</b>	<b>3</b>	<b>2</b>
Counselors, Social Workers, Other Cmty. & Soc. Svcs. Wkrs.	21.10	37	11	26	8	17	0	1	2	7	1	1
Religious Workers	21.20	4	1	3	0	1	0	0	0	2	1	0
Other Community & Social Services Occupations	21.90	20	7	13	5	8	0	2	1	2	1	1
<b>Legal Occupations</b>	<b>23</b>	<b>15</b>	<b>2</b>	<b>13</b>	<b>2</b>	<b>11</b>	<b>0</b>	<b>0</b>	<b>0</b>	<b>1</b>	<b>0</b>	<b>1</b>
Lawyers, Judges, & Related Workers	23.10	1	1	0	1	0	0	0	0	0	0	0
Legal Support Workers	23.20	11	1	10	1	8	0	0	0	1	0	1
Other Legal Occupations	23.90	3	0	3	0	3	0	0	0	0	0	0
<b>Education, Training, &amp; Library Occupations</b>	<b>25</b>	<b>65</b>	<b>21</b>	<b>44</b>	<b>14</b>	<b>28</b>	<b>1</b>	<b>4</b>	<b>2</b>	<b>7</b>	<b>4</b>	<b>5</b>
Postsecondary Teachers	25.10	13	9	4	3	2	0	1	2	1	4	0

Occupation	SOC Code	Total Applicants	Total Male	Total Female	White Male	White Female	Black Male	Black Female	Hispanic Male	Hispanic Female	Other Male	Other Female
Primary, Secondary & Special Ed. Teachers	25.20	15	5	10	5	7	0	0	0	1	0	2
Other Teachers & Instructors	25.30	3	2	1	2	1	0	0	0	0	0	0
Librarians, Curators, & Archivists	25.40	3	2	1	2	1	0	0	0	0	0	0
Other Education, Training, & Library Occupations	25.90	31	3	28	2	17	1	3	0	5	0	3
<b>Arts, Design, Entertainment, Sports, &amp; Media Occupations</b>	<b>27</b>	<b>42</b>	<b>22</b>	<b>20</b>	<b>20</b>	<b>14</b>	<b>2</b>	<b>1</b>	<b>0</b>	<b>2</b>	<b>0</b>	<b>3</b>
Art & Design Workers	27.10	24	10	14	9	10	1	1	0	1	0	2
Entertainers & Performers, Sports & Related Workers	27.20	4	2	2	2	1	0	0	0	1	0	0
Media & Communication Workers	27.30	6	5	1	5	1	0	0	0	0	0	0
Media & Communication Equipment Workers	27.40	2	1	1	1	1	0	0	0	0	0	0
Other Arts, Design, Entertainment, Sports, & Media Workers	27.90	6	4	2	3	1	1	0	0	0	0	1
<b>Healthcare Practitioners &amp; Technical Occupations</b>	<b>29</b>	<b>53</b>	<b>12</b>	<b>41</b>	<b>11</b>	<b>37</b>	<b>0</b>	<b>1</b>	<b>0</b>	<b>0</b>	<b>1</b>	<b>3</b>
Health Diagnosing & Treating Practitioners	29.10	15	3	12	2	10	0	0	0	0	1	2
Health Technologists & Technicians	29.20	36	8	28	8	27	0	1	0	0	0	0
Other Healthcare Practitioners & Technical Occupations	29.90	2	1	1	1	0	0	0	0	0	0	1
<b>Healthcare Support Occupations</b>	<b>31</b>	<b>163</b>	<b>15</b>	<b>148</b>	<b>10</b>	<b>115</b>	<b>2</b>	<b>6</b>	<b>3</b>	<b>22</b>	<b>0</b>	<b>5</b>
Nursing, Psychiatric, & Home Health Aides	31.10	118	13	105	9	82	1	5	3	14	0	4
Other Healthcare Support Occupations	31.90	45	2	43	1	33	1	1	0	8	0	1
<b>Protective Service Occupations</b>	<b>33</b>	<b>36</b>	<b>26</b>	<b>10</b>	<b>18</b>	<b>5</b>	<b>1</b>	<b>1</b>	<b>6</b>	<b>2</b>	<b>1</b>	<b>2</b>
Fire Fighting & Prevention Workers	33.20	3	2	1	2	0	0	0	0	0	0	1
Law Enforcement Workers	33.30	8	7	1	5	1	0	0	2	0	0	0
Other Protective Service Workers	33.90	25	17	8	11	4	1	1	4	2	1	1
<b>Food Preparation &amp; Serving Related Occupations</b>	<b>35</b>	<b>271</b>	<b>123</b>	<b>148</b>	<b>83</b>	<b>111</b>	<b>6</b>	<b>7</b>	<b>22</b>	<b>24</b>	<b>12</b>	<b>6</b>
Supervisors of Food Preparation & Serving Workers	35.10	15	10	5	7	5	0	0	1	0	2	0
Cooks & Food Preparation Workers	35.20	100	53	47	35	27	4	4	9	15	5	1
Food & Beverage Serving Workers	35.30	123	43	80	30	67	1	1	9	7	3	5
Other Food Preparation & Serving Related Workers	35.90	33	17	16	11	12	1	2	3	2	2	0
<b>Building &amp; Grounds Cleaning &amp; Maintenance Occupations</b>	<b>37</b>	<b>199</b>	<b>149</b>	<b>50</b>	<b>109</b>	<b>30</b>	<b>5</b>	<b>3</b>	<b>25</b>	<b>13</b>	<b>10</b>	<b>4</b>
Supervisors of Bldg./Grounds Cleaning & Maintenance Wkrs.	37.10	5	3	2	1	2	0	0	1	0	1	0
Building Cleaning & Pest Control Workers	37.20	77	38	39	21	22	2	3	14	11	1	3
Grounds Maintenance Workers	37.30	95	90	5	75	5	2	0	6	0	7	0
Other Building & Grounds Cleaning & Maint. Occupations	37.90	22	18	4	12	1	1	0	4	2	1	1
<b>Personal Care &amp; Service Occupations</b>	<b>39</b>	<b>66</b>	<b>13</b>	<b>53</b>	<b>6</b>	<b>34</b>	<b>4</b>	<b>6</b>	<b>0</b>	<b>12</b>	<b>3</b>	<b>1</b>
Entertainment Attendants & Related Workers	39.30	13	7	6	3	6	3	0	0	0	1	0
Personal Appearance Workers	39.50	8	0	8	0	6	0	0	0	2	0	0

Occupation	SOC Code	Total Applicants	Total Male	Total Female	White Male	White Female	Black Male	Black Female	Hispanic Male	Hispanic Female	Other Male	Other Female
Transportation, Tourism, & Lodging Attendants	39.60	2	1	1	1	0	0	0	0	1	0	0
Other Personal Care & Service Workers	39.90	43	5	38	2	22	1	6	0	9	2	1
<b>Sales &amp; Related Occupations</b>	<b>41</b>	<b>348</b>	<b>144</b>	<b>204</b>	<b>106</b>	<b>149</b>	<b>8</b>	<b>6</b>	<b>19</b>	<b>36</b>	<b>11</b>	<b>13</b>
Supervisors of Sales Workers	41.10	25	12	13	11	12	0	1	1	0	0	0
Retail Sales Workers	41.20	249	91	158	60	110	7	3	14	32	10	13
Sales Representatives, Services	41.30	37	20	17	16	14	0	1	3	2	1	0
Sales Representatives, Wholesale & Manufacturing	41.40	4	3	1	3	1	0	0	0	0	0	0
Other Sales & Related Workers	41.90	33	18	15	16	12	1	1	1	2	0	0
<b>Office &amp; Administrative Support Occupations</b>	<b>43</b>	<b>450</b>	<b>76</b>	<b>374</b>	<b>60</b>	<b>293</b>	<b>5</b>	<b>16</b>	<b>6</b>	<b>44</b>	<b>5</b>	<b>21</b>
Supervisors of Office & Admin. Support Workers	43.10	4	2	2	0	2	1	0	0	0	1	0
Communications Equipment Operators	43.20	3	1	2	1	2	0	0	0	0	0	0
Financial Clerks	43.30	54	3	51	3	41	0	2	0	5	0	3
Information & Record Clerks	43.40	135	16	119	13	92	1	4	2	18	0	5
Material Recording, Scheduling, Dispatch., & Distr. Workers	43.50	59	31	28	23	22	2	0	4	3	2	3
Secretaries & Administrative Assistants	43.60	87	7	80	7	67	0	2	0	7	0	4
Other Office & Administrative Support Workers	43.90	108	16	92	13	67	1	8	0	11	2	6
<b>Farming, Fishing, &amp; Forestry Occupations</b>	<b>45</b>	<b>24</b>	<b>15</b>	<b>9</b>	<b>11</b>	<b>6</b>	<b>0</b>	<b>0</b>	<b>3</b>	<b>3</b>	<b>1</b>	<b>0</b>
Agricultural Workers	45.20	20	12	8	8	5	0	0	3	3	1	0
Fishing & Hunting Workers	45.30	1	1	0	1	0	0	0	0	0	0	0
Other Farming, Fishing, & Forestry Workers	45.90	3	2	1	2	1	0	0	0	0	0	0
<b>Construction &amp; Extraction Occupations</b>	<b>47</b>	<b>712</b>	<b>695</b>	<b>17</b>	<b>601</b>	<b>13</b>	<b>19</b>	<b>1</b>	<b>22</b>	<b>0</b>	<b>53</b>	<b>3</b>
Supervisors of Construction & Extraction Workers	47.10	1	1	0	1	0	0	0	0	0	0	0
Construction Trades Workers	47.20	609	597	12	523	9	14	1	19	0	41	2
Helpers, Construction Trades	47.30	69	64	5	56	4	3	0	0	0	5	1
Other Construction & Related Workers	47.40	11	11	0	5	0	1	0	3	0	2	0
Extraction Workers	47.50	5	5	0	3	0	0	0	0	0	2	0
Other Construction & Extraction Occupations	47.90	17	17	0	13	0	1	0	0	0	3	0
<b>Installation, Maintenance, &amp; Repair Occupations</b>	<b>49</b>	<b>192</b>	<b>184</b>	<b>8</b>	<b>151</b>	<b>5</b>	<b>8</b>	<b>0</b>	<b>15</b>	<b>3</b>	<b>10</b>	<b>0</b>
Supervisors of Installation, Maintenance, & Repair Workers	49.10	1	1	0	1	0	0	0	0	0	0	0
Electrical & Electronic Equip. Mechanics & Installers	49.20	15	14	1	8	1	4	0	0	0	2	0
Vehicle & Mobile Equip. Mechanics, Installers, Repairers	49.30	71	69	2	59	2	0	0	7	0	3	0
Other Installation, Maintenance & Repair Occupations	49.90	105	100	5	83	2	4	0	8	3	5	0
<b>Production Occupations</b>	<b>51</b>	<b>457</b>	<b>311</b>	<b>146</b>	<b>235</b>	<b>110</b>	<b>11</b>	<b>6</b>	<b>34</b>	<b>24</b>	<b>31</b>	<b>6</b>
Assemblers & Fabricators	51.20	24	13	11	7	6	0	0	2	3	4	2

Occupation	SOC Code	Total Applicants	Total Male	Total Female	White Male	White Female	Black Male	Black Female	Hispanic Male	Hispanic Female	Other Male	Other Female
Food Processing Workers	51.30	4	2	2	2	2	0	0	0	0	0	0
Metal Workers & Plastic Workers	51.40	123	99	24	74	19	3	0	10	5	12	0
Printing Workers	51.50	16	12	4	12	1	0	0	0	2	0	1
Textile, Apparel, & Furnishings Workers	51.60	10	2	8	2	6	0	0	0	2	0	0
Woodworkers	51.70	3	2	1	0	1	0	0	1	0	1	0
Plant & System Operators	51.80	1	1	0	1	0	0	0	0	0	0	0
Other Production Occupations	51.90	276	180	96	137	75	8	6	21	12	14	3
<b>Transportation &amp; Material Moving Occupations</b>	<b>53</b>	<b>281</b>	<b>242</b>	<b>39</b>	<b>204</b>	<b>28</b>	<b>8</b>	<b>1</b>	<b>18</b>	<b>8</b>	<b>12</b>	<b>2</b>
Supervisors, Transportation & Material Moving Workers	53.10	4	3	1	3	0	0	0	0	1	0	0
Air Transportation Workers	53.20	1	1	0	0	0	0	0	1	0	0	0
Motor Vehicle Operators	53.30	159	143	16	128	11	5	1	4	3	6	1
Water Transportation Workers	53.50	1	1	0	1	0	0	0	0	0	0	0
Other Transportation Workers	53.60	8	6	2	5	2	0	0	1	0	0	0
Material Moving Workers	53.70	91	75	16	57	12	3	0	11	4	4	0
Other Transportation & Material Moving Occupations	53.90	17	13	4	10	3	0	0	1	0	2	1
<b>Military Specific Occupations</b>	<b>55</b>	<b>8</b>	<b>8</b>	<b>0</b>	<b>8</b>	<b>0</b>	<b>0</b>	<b>0</b>	<b>0</b>	<b>0</b>	<b>0</b>	<b>0</b>
Military Officer Special & Tactical Op's Leader/Mgr.	55.10	3	3	0	3	0	0	0	0	0	0	0
Military Enlisted Tactical Operations & Air/Weapon	55.30	5	5	0	5	0	0	0	0	0	0	0
<b>Unknown/Unclassifiable Occupations</b>	<b>99</b>	<b>115</b>	<b>78</b>	<b>37</b>	<b>53</b>	<b>26</b>	<b>1</b>	<b>0</b>	<b>12</b>	<b>4</b>	<b>12</b>	<b>7</b>
Unknown/Unclassifiable Occupations	99.90	115	78	37	53	26	1	0	12	4	12	7