



CONNECTICUT

Labor

Labor Market Update


Connecticut Learns and Works

Westbrook, Connecticut

Patrick J. Flaherty

Connecticut Department of Labor

May 9, 2025



Office of Research and Information

- Current Employment Statistics (CES): the monthly jobs numbers
- Local Area Unemployment Statistics (LAUS): unemployment rate
- Quarterly Census of Employment and Wages (QCEW): detailed employment and wages by industry and geography
- Occupational Employment and Wage Statistics (OEWS): employment and wages by occupation
- Census of Fatal Occupational Injuries (CFOI)
- Survey of Occupational Injuries and Illnesses (SOII)

Office of Research and Information

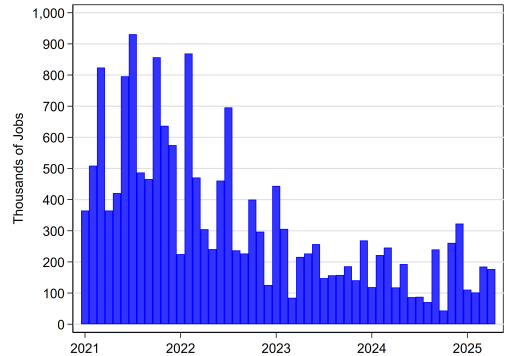
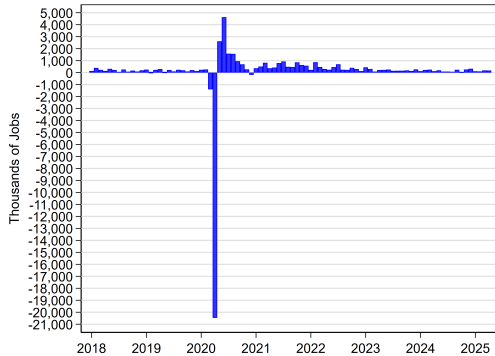
- Connecticut Career Resources Network (CCRN)
 - Connecticut Career Paths
 - Connecticut Learns and Work
- Projections by Industry and Occupation
- Job Posting Data from Help Wanted OnLine (HWOL)
- Employer Database
- Job and Career Connection
- Unemployment Insurance Claims by Demographics and Industry
- Data Integration Hub for P20 WIN (DataLinkCT): Connecticut's State Longitudinal Data System (SLDS)

Outline

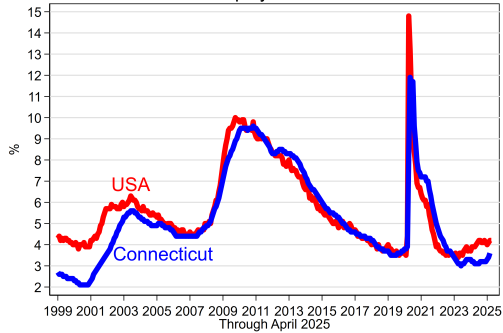
- 1 United States
- 2 Connecticut
- 3 Industries with the Most Job Postings
- 4 Population & Demographics
- 5 Tools for Job Search and Career Planning
 - Help Wanted On Line
 - Employer Search
 - Projections and Related Tools

U.S. Jobs

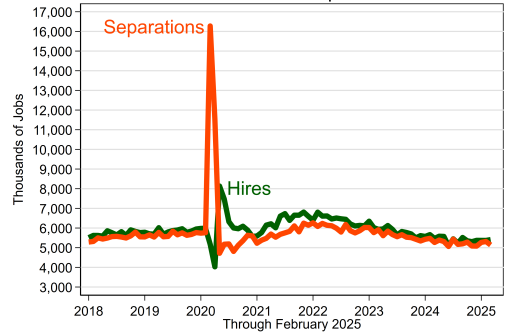
Change from Prior Month



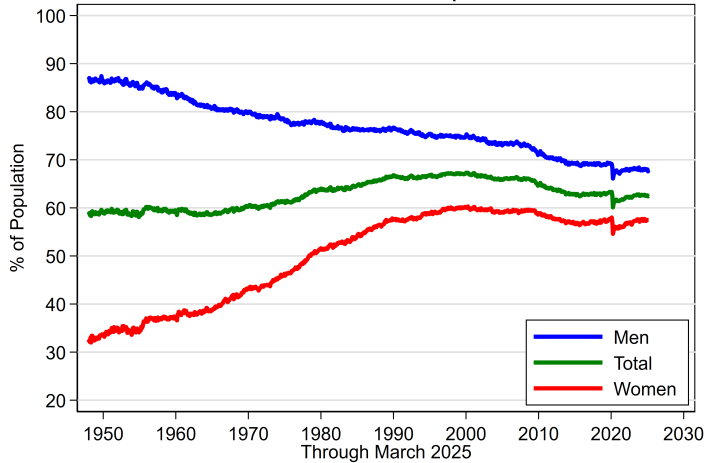
Unemployment Rates



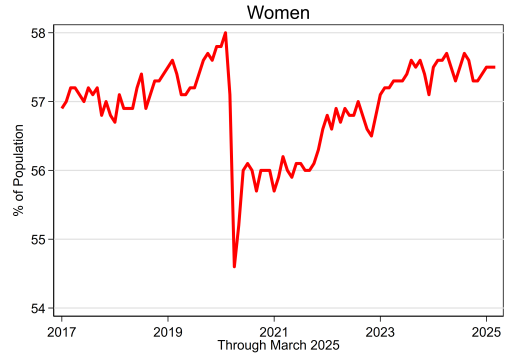
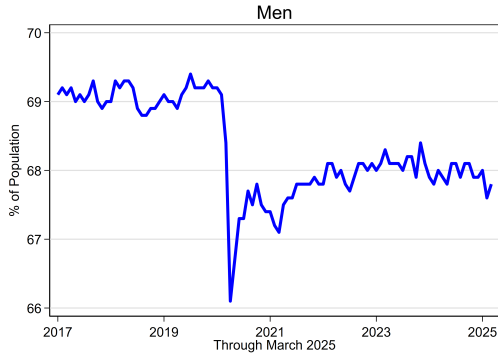
U.S. Hires and Separations



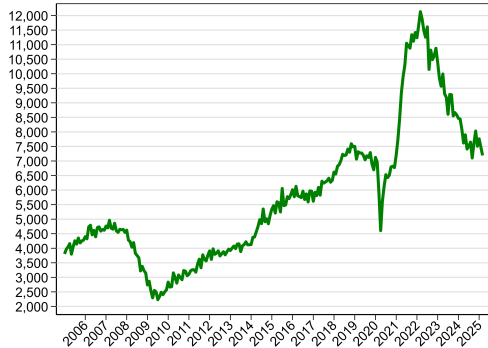
U.S. Labor Force Participation Rates



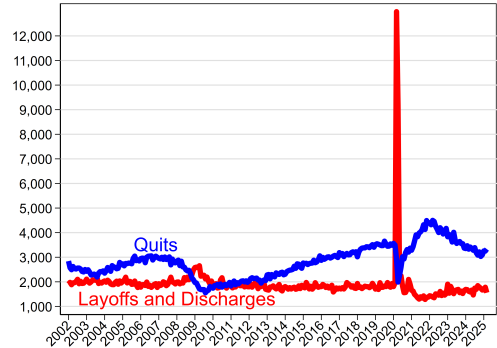
U.S. Labor Force Participation Rates



U.S. Job Openings



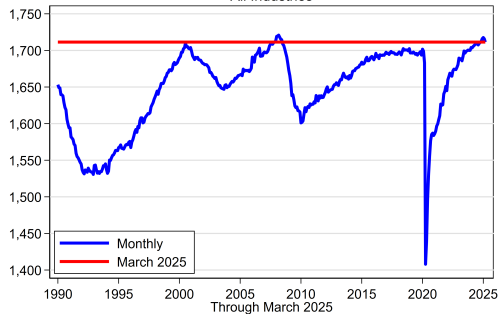
U.S. Layoffs & Quits



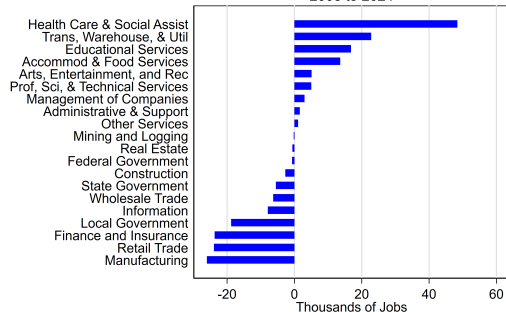
Outline

- 1 United States
- 2 Connecticut**
- 3 Industries with the Most Job Postings
- 4 Population & Demographics
- 5 Tools for Job Search and Career Planning
 - Help Wanted On Line
 - Employer Search
 - Projections and Related Tools

Connecticut Payroll Jobs
All Industries

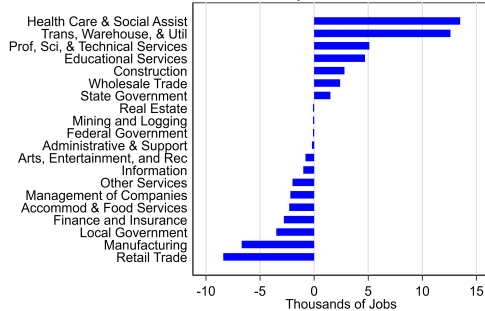


Connecticut Change from Previous Peak
2008 to 2024



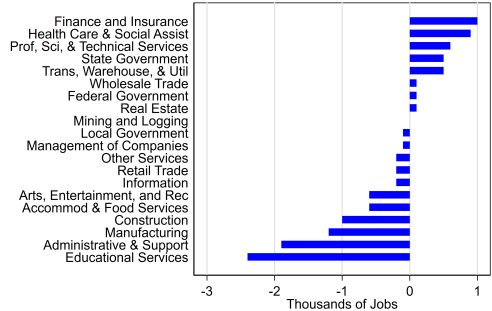
Connecticut Employment Change

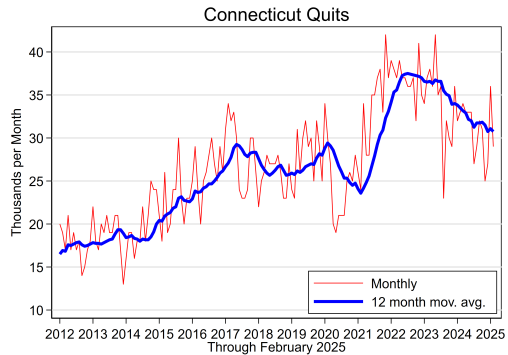
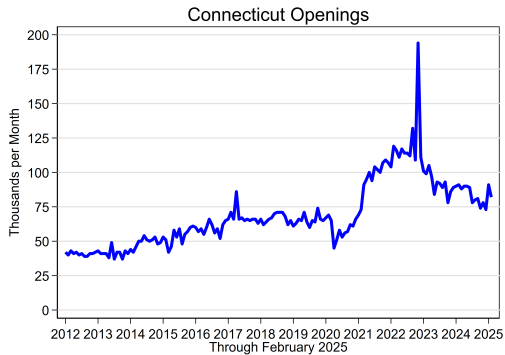
February 2020 to March 2025



Connecticut Employment Change

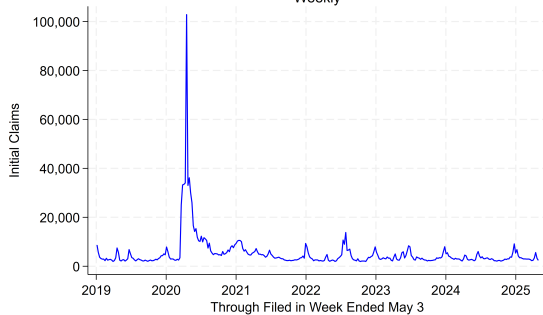
December 2024 to March 2025





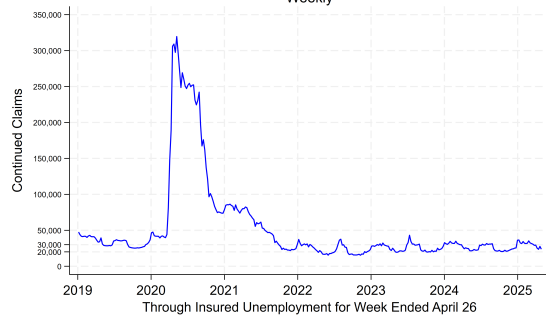
Connecticut Initial Claims

Weekly



Connecticut Continued Claims

Weekly



Outline

- 1 United States
- 2 Connecticut
- 3 Industries with the Most Job Postings**
- 4 Population & Demographics
- 5 Tools for Job Search and Career Planning
 - Help Wanted On Line
 - Employer Search
 - Projections and Related Tools

Job Postings from Help Wanted OnLine

Connecticut Job Ads by Industry

March 2025

Industry	Job Ads
Total	78,943
Health Care and Social Assistance	16,916
Retail Trade	7,967
Manufacturing	5,716
Pro., Sci., and Tech. Services	5,117
Finance and Insurance	4,338
Accommodation and Food Services	3,689
Educational Services	3,500
Administrative and Support	2,772
Wholesale Trade	2,668
Construction	1,808
Other Services (except Public Admin.)	1,744
Information	1,674
Transportation and Warehousing	1,447
Real Estate and Rental and Leasing	1,248
Public Administration	1,021
Arts, Entertainment, and Recreation	819
Utilities	534
Agriculture	268
Management of Companies	126
Mining, Quarrying, and Extraction	79
Unspecified	15,492

Source: CT DOL Analysis of HWOL

CT BA or More Job Ads by Industry

March 2025

Industry	Job Ads
Total	20,154
Health Care and Social Assistance	4,070
Professional, Scientific, and Technical Services	2,336
Manufacturing	2,231
Finance and Insurance	1,957
Educational Services	1,497
Retail Trade	970
Wholesale Trade	695
Information	633
Administrative and Support and Waste Managem	410
Construction	382
Real Estate and Rental and Leasing	374
Public Administration	371
Other Services (except Public Administration)	321
Utilities	274
Accommodation and Food Services	260
Transportation and Warehousing	166
Arts, Entertainment, and Recreation	115
Management of Companies and Enterprises	65
Mining, Quarrying, and Oil and Gas Extraction	23
Agriculture, Forestry, Fishing and Hunting	21
Unspecified	2,983

Source: CT DOL Analysis of HWOL

Top Occupations in Top Industries

Top Three Occupations in Industries With The Most Ads - Mar. 2025

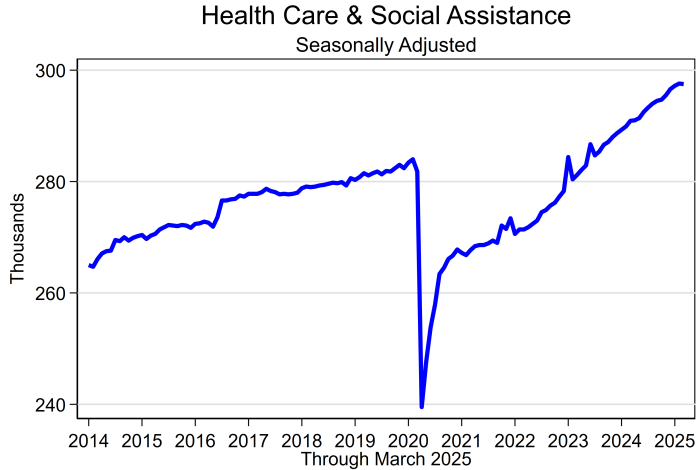
All Industries - CT Statewide	78,943
Registered Nurses	4,990
Retail Salespersons	2,661
Home Health and Personal Care Aides	2,194
Health Care and Social Assistance	16,916
Registered Nurses	3,694
Home Health and Personal Care Aides	1,208
Medical and Health Services Managers	597
Retail Trade	7,967
Retail Salespersons	1,688
First-Line Supervisors of Retail Sales Workers	972
Stockers and Order Fillers	483
Manufacturing	5,716
Production Workers	231
Wholesale and Manufacturing Sales Representatives	193
Industrial Engineers	166
Professional, Scientific, and Technical Services	5,117
Computer Occupations	244
Financial Managers	189
Software Developers	187

Source: CT DOL Analysis of Help Wanted Online

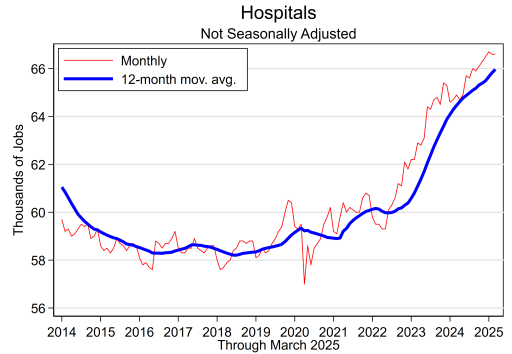
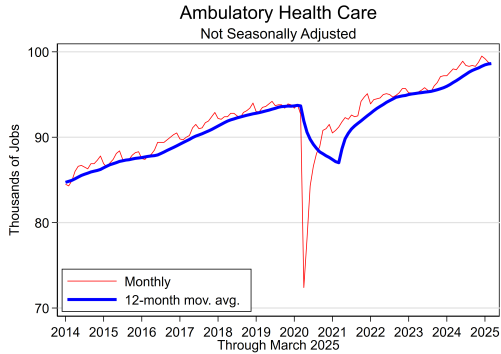
BA or More: Top Three Occupations in Industries with the Most Ads - Mar. 2025

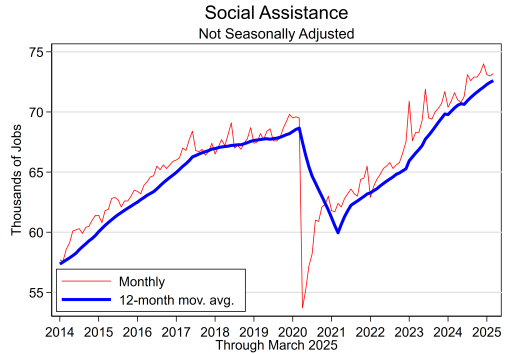
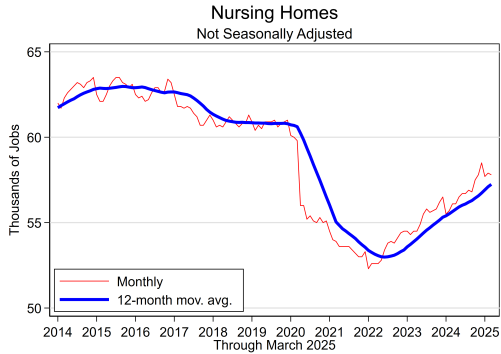
All Industries - CT Statewide	20,154
Registered Nurses	1,545
Software Developers	552
Financial Managers	538
Health Care and Social Assistance	4,070
Registered Nurses	1,231
Physical Therapists	317
Medical and Health Service Managers	211
Professional, Scientific, and Technical Services	2,336
Computer Occupations	180
Financial Managers	170
Software Developers	112
Manufacturing	2,231
Industrial Engineers	124
Sales Managers	121
Wholesale and Manuf. Sales Reps	109
Finance and Insurance	1,957
Software Developers	129
Computer Occupations	100
Personal Financial Advisors	29

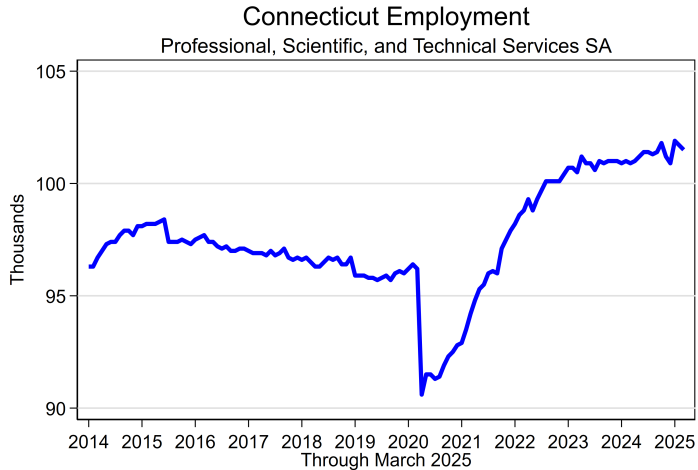
Source: CT DOL Analysis of Help Wanted Online



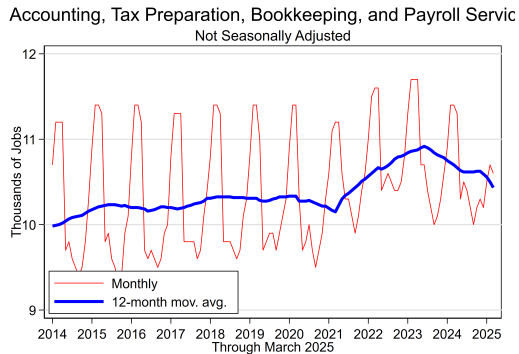
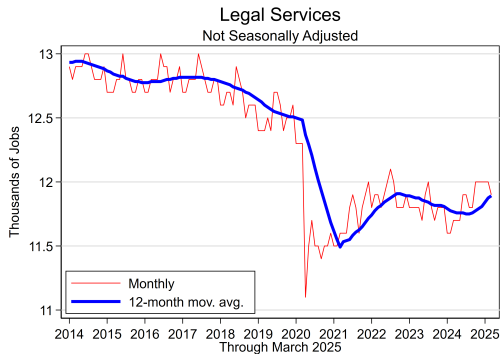
Source: Current Employment Statistics (CES)

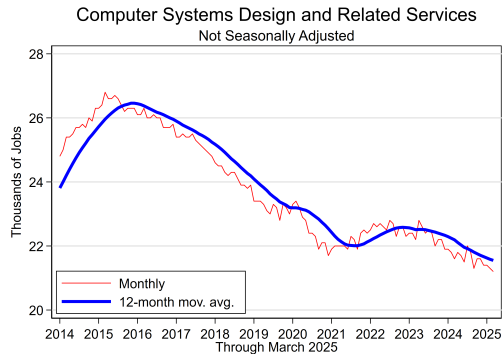
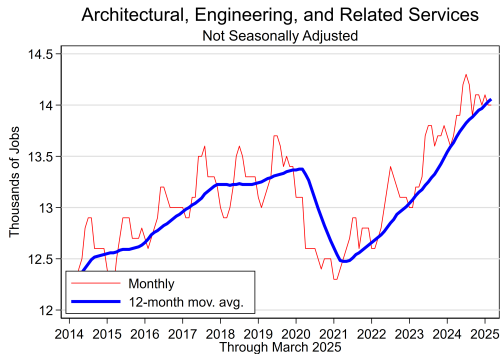




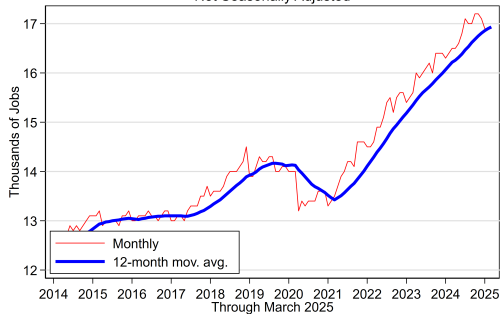


Source: Current Employment Statistics (CES)

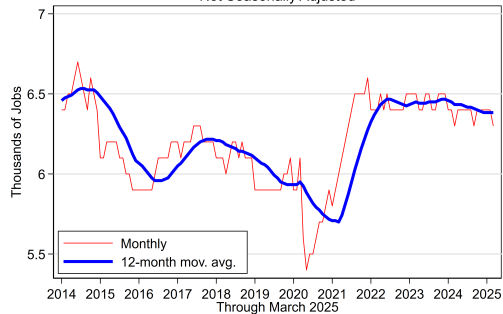


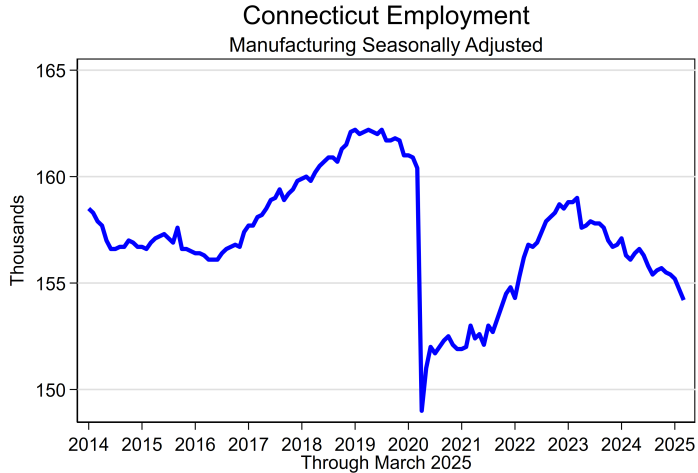


Management, Scientific, and Technical Consulting Services
Not Seasonally Adjusted

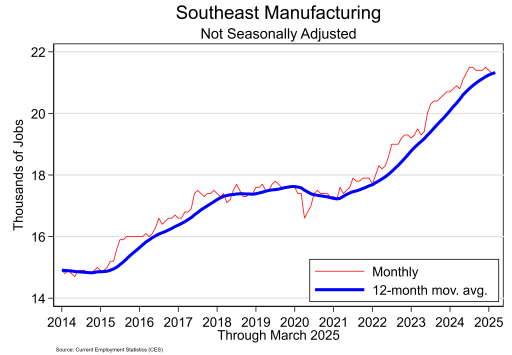
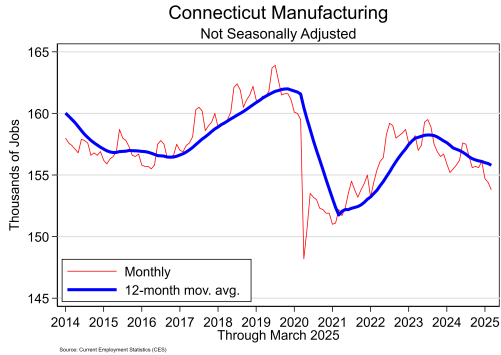


Advertising, Public Relations, and Related Services
Not Seasonally Adjusted

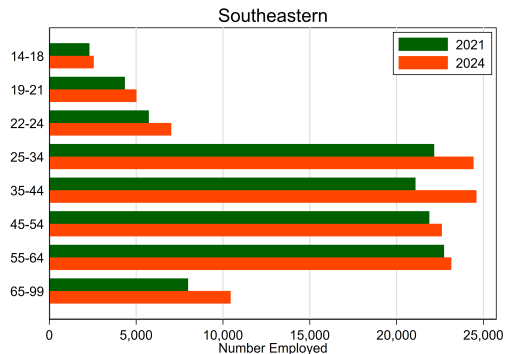
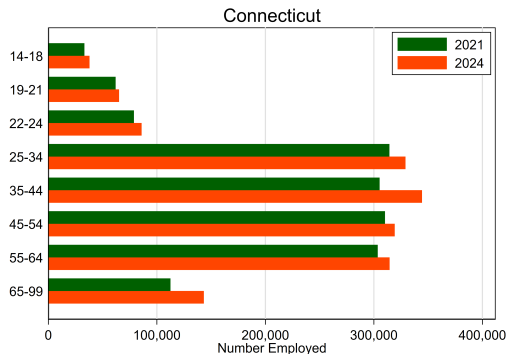




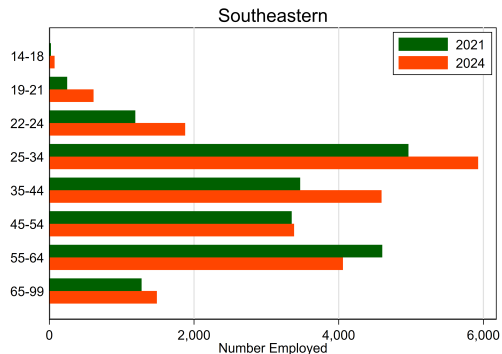
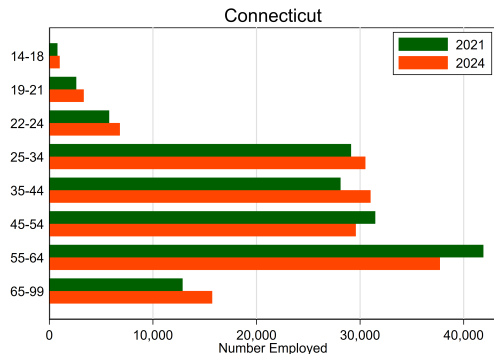
Source: Connecticut Department of Labor Current Employment Statistics (CES)



Total Employment by Age Group



Manufacturing Employment by Age Group



THE FUTURE OF EVERYTHING | WORK

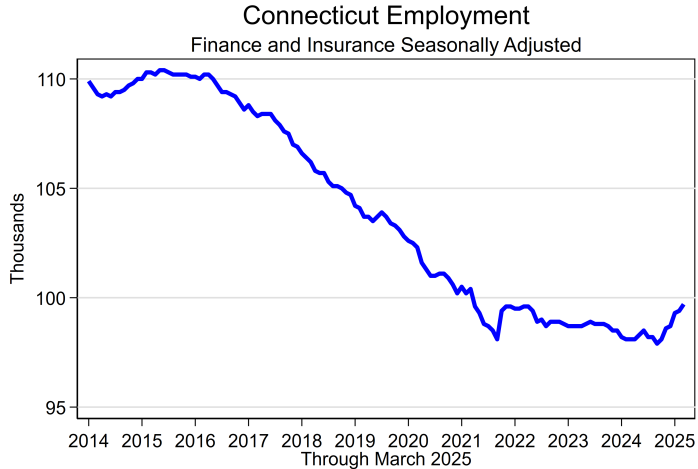
The High-School Juniors With \$70,000-a-Year Job Offers

Companies with shortages of skilled workers look to shop class to recruit future hires; 'like I'm an athlete getting all this attention from all these pro teams'

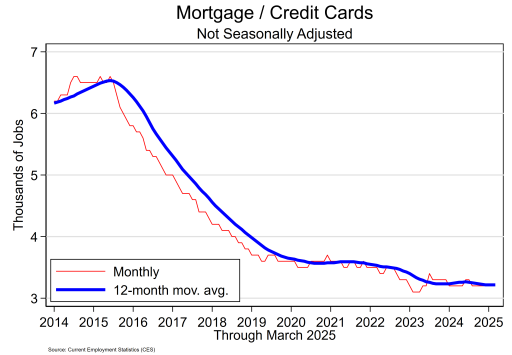
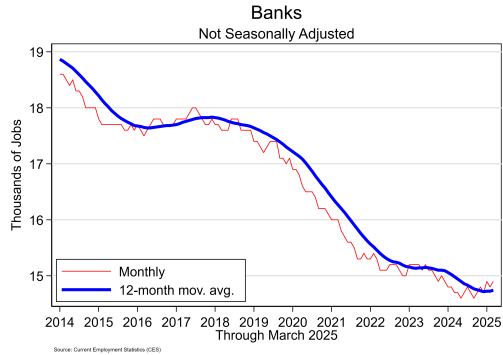
Wall Street Journal

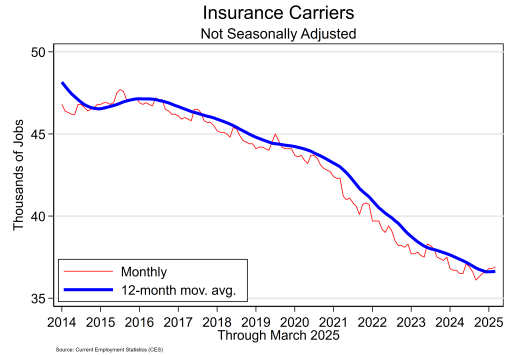
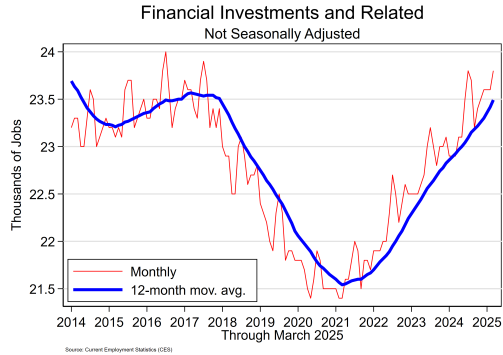
May 7, 2025

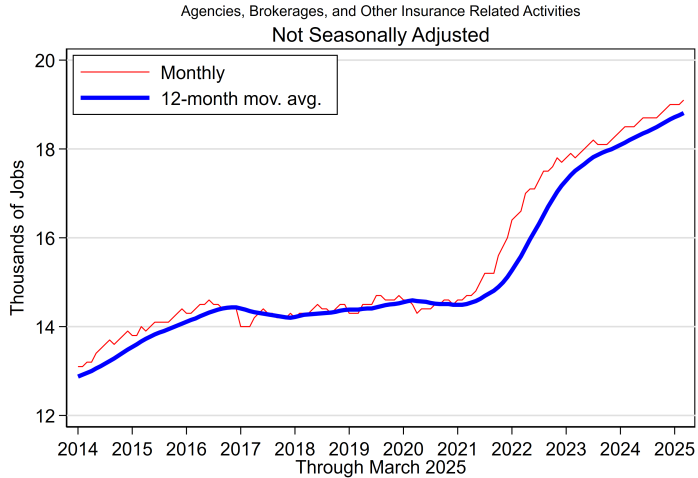
- The smartest employers get a foot into high schools early on by offering internships, says Roxanne Amiot, an automotive instructor at Bullard-Havens Technical School in Bridgeport, Conn.
- “I tell them, don’t call me for students when they graduate, grab them now when they’re 16 or 17, or I have nobody to work for you.”
- An open house at the high school last fall attracted a record 1,000 people, Amiot says, and all her classes have wait lists.
- Dan Schnaufer, service and body shop director at the nearby D’Addario Automotive Group, brings on several high-school students every year to work part-time in his shop, including from Bullard-Havens.
- They receive academic credit for their work, and he has the benefit of seeing their skills and temperament in action and being first in line to hire them once they graduate.



Source: Current Employment Statistics (CES)

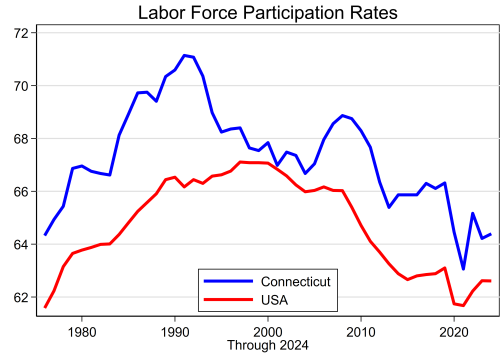
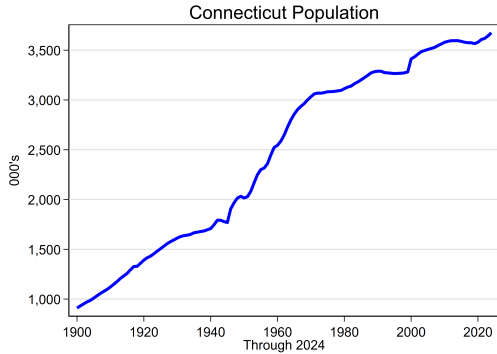






Outline

- 1 United States
- 2 Connecticut
- 3 Industries with the Most Job Postings
- 4 Population & Demographics**
- 5 Tools for Job Search and Career Planning
 - Help Wanted On Line
 - Employer Search
 - Projections and Related Tools

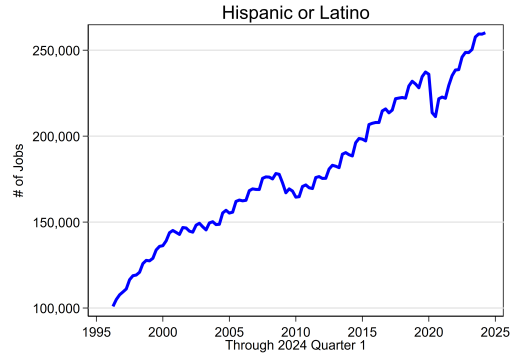
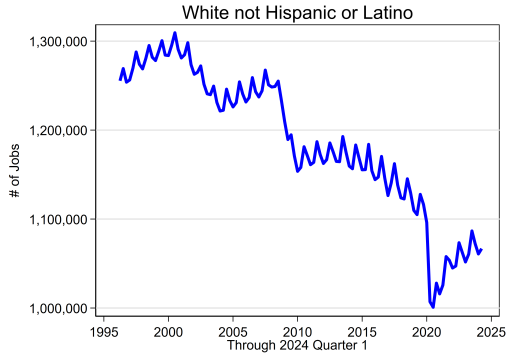


Connecticut Population Change

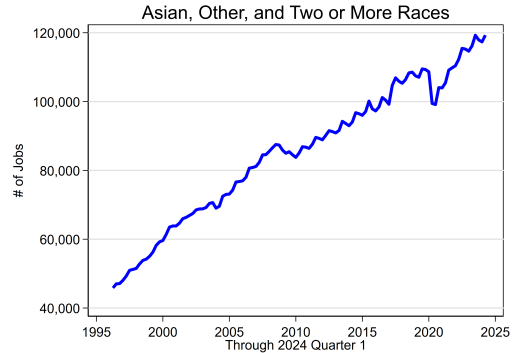
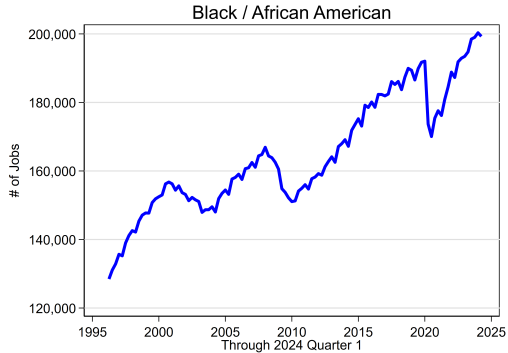
April 1, 2020 to July 1, 2024

Births - Deaths	+604
Domestic Migration	-24,206
International Migration	+95,106
Total Population Change	+67,368

Connecticut Employment



Connecticut Employment



Outline

- 1 United States
- 2 Connecticut
- 3 Industries with the Most Job Postings
- 4 Population & Demographics
- 5 Tools for Job Search and Career Planning**
 - Help Wanted On Line
 - Employer Search
 - Projections and Related Tools

www.ctworkforce.info

Outline

- 1 United States
- 2 Connecticut
- 3 Industries with the Most Job Postings
- 4 Population & Demographics
- 5 Tools for Job Search and Career Planning**
 - **Help Wanted On Line**
 - Employer Search
 - Projections and Related Tools

Home	About	Publications	FAQ	Glossary
Data Tools	Event Calendar	Businesses	Job Seekers	Research

Connecticut - LMI Latest News

**CT Learns and Works 2025**

NAVIGATING THE CHANGING LANDSCAPES OF WORK AND EXPLORING NEW OPPORTUNITIES

Date: Friday, May 9th, 2025 | Time: 7:30 am - 3:00 pm
Water's Edge Resort and Spa | 1525 Boston Post Rd, Westbrook , CT

**REGISTER NOW!****MAY 7****3Q 2024 Business Employment Dynamics**

From July 2024 to September 2024, gross job gains from opening and expanding private sector establishments in Connecticut was 79,977, a 4,545 job decrease from the previous quarter.

**MAY 6****May 3rd, 2025 Connecticut Weekly Help Wanted**

During the week ending May 3rd, 2025, there were 13,192 new job postings in Connecticut.

**MAY 6****Weekly Connecticut Continuing Unemployment Insurance Claims**

By Age, Gender, Industry, Race, Town.(04/27/2025)

MAY 2**April 2025 Business and Employment Changes**

Start-ups, expansions, recruitments, staff reductions/layoffs reported by the media, both current/future.

**MAY****2024 Quarterly Employment by Size Class**

Connecticut - LMI Online Resources

Connecticut LMI Publication Quick Links

2024 Occupational Employment and Wage Statistics




Select state employment & wage estimates alphabetical



CT minimum wage effective 1/1/2025 is \$16.35 per hour**Get on the Path to a Great Career
with CareerConnect**[Occupations in Demand-What's Hot](#) Daily Update[Connecticut Career Paths](#) Updated Sept'23[Connecticut Career Resource Network \(CCRN\)](#)[Education and Training ConneCTion](#) Weekly Update[Employer Search](#) Updated Sept'24[Employment Sectors](#) Updated May'24[Job and Career ConneCTion](#)[Reemployment Portal](#)Current
wage
work
indic


[Home](#)[About](#)[Publications](#)[FAQ](#)[Glossary](#)


[Data Tools](#)[Event Calendar](#)[Businesses](#)[Job Seekers](#)[Researchers](#)


Connecticut - LMI Latest News

**CT Learns and Works 2025**
NAVIGATING THE CHANGING LANDSCAPES OF WORK AND EXPLORING NEW OPPORTUNITIES
Date: Friday, May 9th, 2025 | Time: 7:30 am - 3:00 pm
Water's Edge Resort and Spa | 1525 Boston Post Rd, Westbrook , CT


**3Q 2024 Business Employment Dynamics**
From July 2024 to September 2024, gross job gains from opening and expanding private sector establishments in Connecticut was 79,977, a 1.2% job decrease from the previous year.

**May 3rd, 2025 Connecticut Weekly Help Wanted**
During the week ending May 3rd, 2025, there were 13,192 new job postings in Connecticut.


**Weekly Connecticut Continuing Unemployment Insurance Claims**
By Age, Gender, Industry, Race, Town.(04/27/2025)

**April 2025 Business and Employment Changes**
Start-ups, expansions, recruitments, staff reductions/layoffs reported by the media, both current/future.

Connecticut - LMI Online Resources

Connecticut LMI Publication Quick Links ▾

2024 Occupational Employment and Wage Statistics
Select state employment & wage estimates alphabetical ▾
CT minimum wage effective 1/1/2025 is \$16.35 per hour



Get on the Path to a Great Career with CareerConneCT

[Occupations in Demand-What's Hot](#) [Daily Update](#)
[Connecticut Career Paths](#) [Updated Sept'23](#)
[Connecticut Career Resource Network \(CCRN\)](#)
[Education and Training ConneCTion](#) [Weekly Update](#)
[Employer Search](#) [Updated Sept'24](#)
[Employment Sectors](#) [Updated May'24](#)
[Job and Career ConneCTion](#)
[Reemployment Portal](#)

Nonfarm Payroll
1,720
1,680
1,640
1,600
1,560
1,520
1,480
1,440
1,400
2012

March Unemployment
15%
13%
11%
9%
7%
5%
3%
2012

March 2025

Current employment wages by occupation, worksite indicators, t

Connecticut Help Wanted Monthly & Weekly OnLine Data Series (HWOL)

Last Updated: May 6, 2025

Monthly Connecticut Help Wanted OnLine Data Series (HWOL)

The **Conference Board Help Wanted OnLine Data Series** (HWOL) measures the number of new, first-time online jobs and jobs reposted from the previous month for over 16,000 Internet job boards, corporate boards and smaller job sites that serve niche markets and smaller geographic areas. The data can be used as a real-time measure of labor demand.



Download PDF



FEEDBACK +

Statewide Highlights

Total postings in Connecticut was 78,943 in March 2025, down from a February 2025 posting count of 79,133.

Industry sectors with the most job postings were **Health Care and Social Assistance** (16,916 postings), **Retail Trade** (7,967 postings), **Manufacturing** (5,716 postings), and **Professional, Scientific, & Technical Occupations** (5,117 postings).

Occupations with the most postings were **Registered Nurses** (4,990 postings), **Retail Salespersons** (2,661 postings), **Home Health & Personal Care Aides** (2,194 postings), and **Supervisors of Retail Sales Workers** (1,512 postings).

Connecticut Job Ads by Industry

March 2025

Industry	Job Ads
Total	78,943
Health Care and Social Assistance	16,916
Retail Trade	7,967
Manufacturing	5,716
Pro., Sci., and Tech. Services	5,117

Connecticut Help Wanted Monthly & Weekly OnLine Data Series (HWOL)

Last Updated: May 6, 2025

Monthly Connecticut Help Wanted OnLine Data Series (HWOL)

The **Conference Board Help Wanted OnLine Data Series (HWOL)** measures the number of new, first-time online jobs and jobs reposted from the previous month for over 16,000 Internet job boards, corporate boards and smaller job sites that serve niche markets and smaller geographic areas. The data can be used as a real-time measure of labor demand.



Download PDF



Statewide Highlights

Total postings in Connecticut was 78,943 in March 2025, down from a February 2025 posting count of 79,133.

Industry sectors with the most job postings were **Health Care and Social Assistance** (16,916 postings), **Retail Trade** (7,967 postings), **Manufacturing** (5,716 postings), and **Professional, Scientific, & Technical Occupations** (5,117 postings).

Occupations with the most postings were **Registered Nurses** (4,990 postings), **Retail Salespersons** (2,661 postings), **Home Health & Personal Care Aides** (2,194 postings), and **Supervisors of Retail Sales Workers** (1,512 postings).

FEEDBACK +

Connecticut Job Ads by Industry March 2025

Industry	Job Ads
Total	78,943
Health Care and Social Assistance	16,916
Retail Trade	7,967
Manufacturing	5,716
Pro., Sci., and Tech. Services	5,117

Connecticut Job Ads by Industry March 2025

Industry	Job Ads
Total	78,943
Health Care and Social Assistance	16,916
Retail Trade	7,967
Manufacturing	5,716
Pro., Sci., and Tech. Services	5,117
Finance and Insurance	4,338
Accommodation and Food Services	3,689
Educational Services	3,500
Administrative and Support	2,772
Wholesale Trade	2,668
Construction	1,808
Other Services (except Public Admin.)	1,744
Information	1,674
Transportation and Warehousing	1,447
Real Estate and Rental and Leasing	1,248
Public Administration	1,021
Arts, Entertainment, and Recreation	819
Utilities	534
Agriculture	268
Management of Companies	126
Mining, Quarrying, and Extraction	79
Unspecified	15,492

Source: CT DOL Analysis of HWOL

Connecticut Employers with the Most Job Ads

Employer	Ads	Employer (continued)	Ads
Hartford HealthCare	3,307	National Health Care Associates	224
Yale New Haven Health	1,209	University of Connecticut	210
CVS Health	912	Eversource Energy	204
Nuvance Health	880	YMCA	202
Echn	475	Stamford Health Ltd	200
Stop & Shop	467	Dish	192
Yale University	420	Webster Bank	185
State Of Connecticut	412	Subway	184
Travelers	390	Ernst & Young	182
Compass Group	373	Benchmark Senior Living	180
Trinity Health	363	CT Children's Medical Center	178
Domino's Pizza	336	Aimbridge Hospitality	177
UnitedHealth Group	318	Whole Foods	170
Raytheon Technologies	315	Big Y Foods	164
Starbucks	310	Dattco	164
Deloitte	294	Big Y Foods	164
Walgreens Boots Alliance	291	Dattco	164
The Hartford	279	Accenture	163
Elara Caring	268	Boehringer Ingelheim International	160
The Home Depot	265	Optum	155
PricewaterhouseCoopers	264	AutoZone	151
Advance Stores	253	Walmart	151
Cigna	246	Apple	137
Masonicare	243	Lowe's	136
Macy's	239		

Connecticut Occupations with the Most Job Ads

Occupation	Ads	Occupation	Ads
Registered Nurses	4,990	Stockers & Order Fillers	630
Retail Salespersons	2,661	Financial Managers	619
Home Health & Personal Care Aides	2,194	Security Guards	619
Supervisors of Retail Sales Workers	1,512	Waiters & Waitresses	617
Customer Service Representatives	1,207	Accountants & Auditors	616
Wholesale & Manufacturing Sales Reps	1,106	Medical Secretaries & Admin. Assistants	608
Heavy & Tractor-Trailer Truck Drivers	1,102	Marketing Managers	607
Medical & Health Services Managers	1,042	Preschool Teachers, Except Special Education	605
Fast Food & Counter Workers	1,026	Cashiers	595
Sales Representatives of Services	811	Management Analysts	594
Computer Occupations, All Other	796	Marriage & Family Therapists	563
Maintenance & Repair Workers, General	788	Supervisors of Office & Admin. Support Workers	506
Software Developers	767	Project Management Specialists	503
Technical & Scientific Products Sales Reps	759	Automotive Service Technicians & Mechanics	502
General & Operations Managers	757	Computer User Support Specialists	496
Financial Managers	756	Industrial Engineers	492
Licensed Practical & Licensed Voc. Nurses	721	Merchandise Displayers & Window Trimmers	480
Nursing Assistants	687	Coaches & Scouts	469
Sales Managers	681	Maids & Housekeeping Cleaners	463
Secretaries & Administrative Assistants	661	Driver/Sales Workers	453
Medical Assistants	655	Pharmacy Technicians	452
Project Management Specialists	653	Supervisors of Food Prep. & Serving Workers	450
Supervisors of Office & Admin. Support Workers	649	Middle School Teachers	445
Managers, All Other	643	Production Workers, All Other	436
Food Service Managers	635	Light Truck Drivers	435

Workforce Area Data

- Workforce Area Highlights
- Job Ads by Industry
- Job Ads by Location
- Employers With The Most Job Ads
- Occupations With The Most Job Ads

Workforce Area Data

- Workforce Area Highlights
- Job Ads by Industry
- Job Ads by Location
- Employers With The Most Job Ads
- Occupations With The Most Job Ads

Top Skills from Help Wanted On Line

All Skills

- Communications
- Customer Service
- Management
- Leadership
- Sales

Specialized Skills

- Nursing
- Project Management
- Marketing
- Merchandising
- Auditing

Software Skills

- Microsoft Excel
- Microsoft Office
- Microsoft Outlook
- Microsoft PowerPoint
- Microsoft Word
- SQL (Programming Language)
- Python



Outline

- 1 United States
- 2 Connecticut
- 3 Industries with the Most Job Postings
- 4 Population & Demographics
- 5 Tools for Job Search and Career Planning**
 - Help Wanted On Line
 - Employer Search**
 - Projections and Related Tools

AmazonSmile: Online... ETA Home American Economic... AmtrakConnect Black History Flash... Distributional Natio... Connecticut Labor... Bookmarks COVID-19 Kidney Tr... Donald Glover Talks... EALE SOLE AASLE 2... All Bookma

CT.GOV Connecticut's Official State Website

Search Labor Market Information Search

Economy * Workforce * Careers

CONNECTICUT Labor

LABOR MARKET INFORMATION

FROM THE OFFICE OF RESEARCH

Home About Publications FAQ Glossary Contact

Data Tools Event Calendar Businesses Job Seekers Researchers Students

Connecticut - LMI Latest News

23 Weekly Connecticut Continuing Unemployment Insurance Claims
By Age, Gender, Industry, Race, Town.(10/23/24)

23 October 19th 2024 Connecticut Weekly Help Wanted
During the week ending October 19th, 2024, there were 12,760 new job postings in Connecticut.

21 October 2024 State of Connecticut Labor Situation
CT September jobless rate falls another two-tenths of one percent to 3.2% while the state's nonfarm payroll employment trimmed a small 300 positions (0.02%) to a level of 1,710,300 in September 2024 (preliminary data, seasonally adjusted).

21 September 2024 Local Area Unemployment Statistics
Employment, unemployment and labor force data for regions, counties, metro areas/cities, residence.

18 CT Learns and Works Fall 2024 Breakfast Symposium - Presentations

- Using AI in Career Development Practice: Possibilities And Pitfalls by Linda L. Kobylarz, M.Ed. and Caitlin A. Grant, MS
- Impact of Gen AI in Enhancing Campus Recruitment and Career Success by Laykian/Dave Ferreira, Ed D
- AI and Career Guidance: Elevating Your Career Using Generative AI by Dave Ferreira, Ed D
- Elevating Your Career Using Generative AI by Dave Ferreira, Ed D
- Labor Market Update by Patrick J. Flaherty

17 September 2024 Connecticut Monthly Help Wanted
Total posting in Connecticut was 79,160 in September 2024, down from revised August 2024 posting count 82,219.

3 October 2024 Connecticut Economic Digest
Most current, up-to-date data available on CT's workforce and economy. Featuring " Connecticut State Economic Index Outpaces Nation in 2023

17 September 2024 Business and Employment Changes
Start-ups, expansions, recruitments, staff reductions/layoffs reported by the media, both current/future.

Connecticut - LMI Online Resources

Connecticut LMI Publication Quick Links

2023 Occupational Employment and Wage Statistics
Select state employment & wage estimates alphabetical

CT minimum wage effective 1/1/2024 is \$15.69 per hour

CT Hires

Get on the Path to a Great Career with CareerConnect

Occupations in Demand-What's Hot Daily Update

Connecticut Career Paths Updated Sept'23

Connecticut Career Resource Network (CCRN)

Education & Training ConnectiOn Weekly Update

Employer Search Updated Sept'24

Employment Sectors Updated May'24

Job and Career Connection

Reemployment Portal

Workforce Scorecard Updated June'24

Current Labor Market Trends

Connecticut LMI Data Quick Links

Nonfarm Employment (ea) 2012 - Current
State increased 12,000 jobs y-to-y in Jun'24

June 24: 1,713.7 • June 23: 1,701.7 • YTY: +0.7%

Unemployment Rates (ea) 2012 - Current
Unemployment rate down 0.4% m-to-m in Jun'24

United States 4.1%
Connecticut 3.5%

June 24: 3.5% • June 23: 3.4% • YTY: 0.5%

Connecticut Regional Information

Current employment stats, labor force, employment and wages by occupation, detailed employment by industry, worksite info, local area unemployment stats, economic indicators, training programs and related publications.

Statewide Data
or select by the following area types:

Select LMA By WDA By County



Economy ★ Workforce ★ Careers

LABOR MARKET INFORMATION

FROM THE OFFICE OF RESEARCH

[Home](#)[About](#)[Publications](#)[FAQ](#)[Data Tools](#)[Event Calendar](#)[Businesses](#)[Job Seekers](#)

Search for Connecticut Employers - State of Connecticut

Find contact information for more than 180,000 employers in Connecticut state.
Search by area for an industry or occupation or employer name.

Contact information for employers is provided by [Data Axle®](#) Last Updated: March 15, 2024

[Search Home](#) | [Search by Region](#) | [Search by Industry](#) | [Search by Occupation](#) | [Search by Company Name](#)

- ➔ **By [Geographic Region](#)** (ex: County, WIAs, Towns)
- ➔ **By [Industry](#)** (ex: Architectural, Engineering, Home Health Care Services)
- ➔ **By [Occupation](#) commonly employed** (ex: Computer Programmers, Registered Nurse)
- ➔ **By part or all of a [Company Name](#)**
- ➔ **Find the** **largest employers in:**
 - ☒ All of Connecticut
 - ☐ Connecticut Counties
 - ☐ Connecticut Workforce Investment Areas
 - ☐ Connecticut Labor Market Areas
 - ☐ Connecticut Towns

[SEARCH NOW »](#)

* Hint: Hold down the CTRL key to make multiple selections





Economy ★ Workforce ★ Careers

LABOR MARKET INFORMATION

FROM THE OFFICE OF RESEARCH

[Home](#)[About](#)[Publications](#)[FAQ](#)[Data Tools](#)[Event Calendar](#)[Businesses](#)[Job Seekers](#)

Search for Connecticut Employers - State of Connecticut

Find contact information for more than 180,000 employers in Connecticut state.
Search by area for an industry or occupation or employer name.

Contact information for employers is provided by [Data Axle®](#). Last Updated: March 15, 2024

[Search Home](#) | [Search by Region](#) | [Search by Industry](#) | [Search by Occupation](#) | [Search by Company Name](#)

- By Geographic Region** (ex: County, WIAs, Towns)
- By Industry** (ex: Architectural, Engineering, Home Health Care Services)
- By Occupation commonly employed** (ex: Computer Programmers, Registered Nurse)
- By part or all of a Company Name**
- Find the largest employers in:**
 - ☒ All of Connecticut
 - ☐ Connecticut Counties
 - ☐ Connecticut Workforce Investment Areas
 - ☐ Connecticut Labor Market Areas
 - ☐ Connecticut Towns

[SEARCH NOW »](#)

* Hint: Hold down the CTRL key to make multiple selections



[Home](#)[About](#)[Publications](#)[FAQ](#)[Data Tools](#)[Event Calendar](#)[Businesses](#)[Job Seekers](#)

Search for Employers by Industry - State of Connecticut

data axle

and contact information for more than 180,000 employers in Connecticut state.
Search by area for an industry or occupation or employer name.

Contact information for employers is provided by [Data Axle®](#). Last Updated: March 15, 2024

[Search Home](#) | [Search by Region](#) | [Search by Industry](#) | [Search by Occupation](#) | [Search by Company Name](#)

Enter an industry keyword in the box and click 'Search'

☒ Match Any Words ☐ Match All Words

SEARCH NOW

Keyword Hint: Less is More (Ex: A search on **chem** will return more companies than a search on **chemical**)

- OR -

Select an Industry Sector:

Agriculture, Forestry, Fishing and Hunting
Mining
Utilities
Construction
Manufacturing
Wholesale Trade
Retail Trade
Transportation and Warehousing
Information
Finance and Insurance
Real Estate and Rental and Leasing
Professional, Scientific, and Technical Services
Management of Companies and Enterprises
Administrative and Support and Waste Mgt Service
Educational Services
Health Care and Social Assistance
Arts, Entertainment, and Recreation
Accommodation and Food Services
Other Services
Public Administration



[Home](#)[About](#)[Publications](#)[FAQ](#)[Data Tools](#)[Event Calendar](#)[Businesses](#)[Job Seekers](#)

Search for Employers by Industry - State of Connecticut

Find contact information for more than 180,000 employers in Connecticut state.

Search by area for an industry or occupation or employer name.

Contact information for employers is provided by [Data Axle®](#). Last Updated: March 15, 2024

[Search Home](#) | [Search by Region](#) | [Search by Industry](#) | [Search by Occupation](#) | [Search by Company Name](#)

2. Select Industry Group:

- *** All Sector Industries ***
- Animal Food Manufacturing
 - Grain and Oilseed Milling
 - Sugar and Confectionery Product Manufacturing
 - Fruit and Vegetable Preserving and Specialty Food Manufacturing
 - Dairy Product Manufacturing
 - Animal Slaughtering and Processing
 - Seafood Product Preparation and Packaging
 - Bakeries and Tortilla Manufacturing
 - Other Food Manufacturing

3. Select a Region:

- ☐ All of Connecticut
- ☐ Connecticut Counties
- ☐ Connecticut WIA Regions
- ☐ Connecticut LMA Regions
- ☒ Connecticut Towns

3a. Select area(s):

- Shelton
- Sherman
- Simsbury
- Somers
- South Windsor
- Southbury
- Southington
- Sprague
- Stafford

* Hint: Hold down the CTRL key to make

4. Select Company size:

- ☒ All Sizes
- ☐ 1 - 4 employees
- ☐ 5 - 9 employees
- ☐ 10 - 19 employees
- ☐ 20 - 49 employees
- ☐ 50 - 99 employees
- ☐ 100 - 249 employees
- ☐ 250 - 499 employees
- ☐ 500 - 999 employees
- ☐ 1,000 - 4,999 employees
- ☐ 5,000 - 9,999 employees
- ☐ 10,000 or more employees
- ☐ Size Not Available

[SEARCH NOW](#)

Employer List - Search Results there are 24 entries matching your selection.

Find contact information for more than 180,000 employers in Connecticut state.
Search by area for an industry or occupation or employer name.

Contact information for employers is provided by [Data Axle®](#). Last Updated: March 15, 2024



[Search Home](#) | [Search by Region](#) | [Search by Industry](#) | [Search by Occupation](#) | [Search by Company Name](#)

Page 1 of 1

Employer	Address	Town	Industry	Size
Best Fab LLC	Great Pond Rd	Simsbury	Assembly & Fabricating Service (mfrs)	10 - 19 employees
Bmi Cad Sys Inc	8A Herman Dr	Simsbury	Machine Shops (mfrs)	10 - 19 employees
Coffee Spot	Hopmeadow St	Simsbury	Bakers-Retail	1 - 4 employees
Containment Solutions	Ichabod Rd	Simsbury	Tanks-Manufacturers	10 - 19 employees
Danaher Corp	Powder Forest Dr	Simsbury	Industrial Instrumentation (mfrs)	20 - 49 employees
Designs & Prototypes Ltd	Herman Dr # A	Simsbury	Laboratory Analytical Instruments (mfrs)	1 - 4 employees
Dynaflow Devices Inc	Wolcott Rd	Simsbury	Transformers-Manufacturers	1 - 4 employees
Dymo Nobel Inc	Hopmeadow St # B67-Up	Simsbury	Explosives-Manufacturers	20 - 49 employees
Eaton Corporation - Service Dths	Hopmeadow St	Simsbury	Aerospace Industries (mfrs)	100 - 249 employees
Hopmeadow Apothecary & Medical	Hopmeadow St	Simsbury	Surgical Instruments-Manufacturers	5 - 9 employees
Interplate Window Systems	Herman Dr # D	Simsbury	Metal Doors Sash Frames & Trim (mfrs)	5 - 9 employees
J Foster Ice Cream	Hopmeadow St	Simsbury	Ice Cream & Frozen Desserts (mfrs)	10 - 19 employees
Microsemi Corp	Wolcott Rd	Simsbury	Semiconductor Devices (mfrs)	1 - 4 employees
New England Toy LLC	Hopmeadow St # 233	Simsbury	Dolls & Stuffed Toys (mfrs)	1 - 4 employees
Peterson Printers of Ct Inc	Chestnut Hill Rd	Simsbury	Printers (mfrs)	1 - 4 employees
Poochie Pets	Hopmeadow St # A	Simsbury	Manufacturers	10 - 19 employees
Rosedale Farms & Vineyards	E Weatogue St	Simsbury	Wineries (mfrs)	20 - 49 employees
Savor Olive Oil Co & Art Gallery	Hopmeadow St	Simsbury	Olive Oil (mfrs)	1 - 4 employees
Simsbury Precision Prod Inc	Herman Dr	Simsbury	Industrial/Coml Machinery/Equip NEC (mfrs)	5 - 9 employees
Spark Plug Collectors of Amer	Heritage Ln	Simsbury	Manufacturers	20 - 49 employees
Vohden Associates	Roswell Rd	Simsbury	Plastics-Raw Mfrs/Powder/Resin-Mfrs	20 - 49 employees
Wadco Inc	Cedar Hill Rd	Simsbury	Fabricated Structural Metal (mfrs)	1 - 4 employees
Waterman John	Brighton Ln	Simsbury	Aerospace Industries (mfrs)	10 - 19 employees
West Street Wines & Spirits	West St	Simsbury	Wineries (mfrs)	1 - 4 employees

Dyno Nobel Inc ~ Employer Information

Find contact information for more than 180,000 employers in Connecticut state.
Search by area for an industry or occupation or employer name.

Contact information for employers is provided by [Data Axel®](#). Last Updated: March 15, 2024

Company Name:	Dyno Nobel Inc
Street Address:	660 Hopmeadow St # B67-Up SIMSBURY, CT 06070-2420 View on map
Mailing Address:	PO Box 20 SIMSBURY, CT 06070
Contact:	Kelly Parent, Site Manager
Phone #:	(860) 651-2700
Email:	N/A
Fax #:	N/A
Website:	DYNONOBEL.COM
Business Description:	Explosives-Manufacturing
Employer Size Range:	20 - 49 employees
Year Established :	2006
Industry Description:	Explosives Manufacturing - NAICS Code: 325920

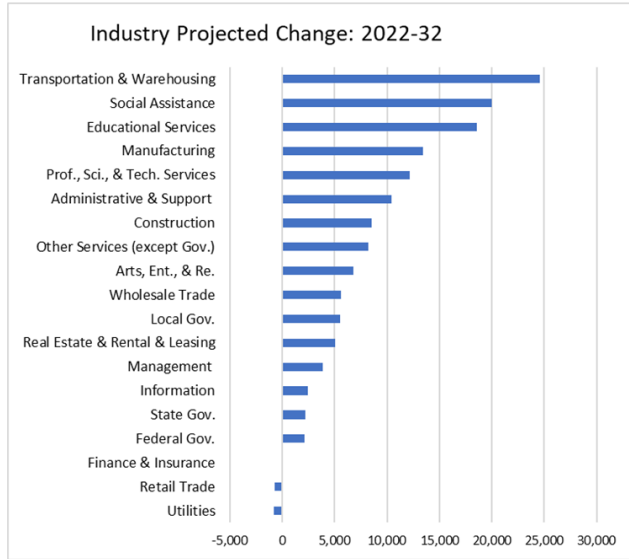
This industry comprises establishments primarily engaged in manufacturing explosives. Cross-References. Establishments primarily engaged in--

Close

<div>Sort by:</div> <div>External Job Title ▾</div> <div>Order:</div> <div>Ascending ▾</div>		
CDL A Driver IS Plants - Manufacturing US - CT - Simsbury	As a Tractor Trailer Driver, you will ensure safe, secure, and efficient storage and delivery of explosive and non-explosive products in compliance with internal and external policies and regulations.	<div>Share</div> <div>View</div> <div>Apply</div>
CDL Equipment Operator IS Plants - Manufacturing US - CT - Simsbury	As a Tractor Trailer Driver, you will ensure safe, secure, and efficient storage and delivery of explosive and non-explosive products in compliance with internal and external policies and regulations.	<div>Share</div> <div>View</div> <div>Apply</div>
Class A Driver IS Plants - Manufacturing US - CT - Simsbury	As a Tractor Trailer Driver, you will ensure safe, secure, and efficient storage and delivery of explosive and non-explosive products in compliance with internal and external policies and regulations.	<div>Share</div> <div>View</div> <div>Apply</div>
Design Engineer HSE, Engineering, & Asset Care US - CT - Simsbury	Provide Initiation Systems (IS) Engineering design skill to manufacturing programs in support of key technological manufacturing advancement and cost reduction initiatives.	<div>Share</div> <div>View</div> <div>Apply</div>
Licensed Electrician - 1st Shift IS Plants - Manufacturing US - CT - Simsbury	This position is responsible for all electrical troubleshooting, repairs, maintenance, preventive maintenance, and electrical installations throughout the Simsbury Manufacturing plant.	<div>Share</div> <div>View</div> <div>Apply</div>
Safety Manager HSE, Engineering, & Asset Care US - CT - Simsbury	Lead and co-ordinate Health, Safety, Security and PSM activities for the Simsbury Site to ensure they are conducted in compliance with legislation, corporate policies and customer & community expectations.	<div>Share</div> <div>View</div> <div>Apply</div>
Sr. Process Engineer HSE, Engineering, & Asset Care US - CT - Simsbury	Provide capital project and technical solution support to the Initiation Systems (IS), Nitrogen, and Commercial businesses. You will be responsible for supporting career development of the Process Engineering team.	<div>Share</div> <div>View</div> <div>Apply</div>
Sr. Researcher Marketing & Channel Management US - CT - Simsbury	Responsible for energetic materials research and technology, new product development, process and product improvements, product technology and testing activities relating to cast boosters, NONEL shock tube systems, electronic Initiation system products.	<div>Share</div> <div>View</div> <div>Apply</div>

Outline

- 1 United States
- 2 Connecticut
- 3 Industries with the Most Job Postings
- 4 Population & Demographics
- 5 Tools for Job Search and Career Planning**
 - Help Wanted On Line
 - Employer Search
 - Projections and Related Tools**



Occupational Projections 2022-2032

Occupation	Employment		Annual Total	
	2022	10 Year Change	Openings	Median Annual Wage
Computer and Mathematical Occupations	50,524	6,073	3,706	108,172
Computer Occupations	46,876	5,388	3,416	
Computer Systems Analysts	6,656	470	449	106,966
Information Security Analysts	1,467	387	136	131,238
Computer User Support Specialists	9,523	517	694	65,727
Computer Network Architects	1,729	-19	88	133,710
Database Administrators	857	20	52	117,856
Database Architects	648	-6	36	147,876
Network and Computer Systems Administrators	1,927	103	119	103,010
Computer Programmers	2,772	-349	121	105,658
Software Developers	16,763	3,757	1,363	128,858
Software Quality Assurance Analysts and Testers	1,155	209	98	102,104
Web Developers	763	110	61	91,317
Web and Digital Interface Designers	1,254	139	107	73,227
Computer Occupations, All Other	839	39	57	105,472
Mathematical Science Occupations	3,648	685	290	
Actuaries	1,227	138	75	137,409
Operations Research Analysts	932	153	75	98,189
Data Scientists	967	233	87	116,156

Occupational Projections 2022-2032

Occupational Title	Employment 2022	10 Year Change	Annual Total Openings	Median Annual Wage
Healthcare Practitioners and Technical Occupations	110,270	12,492	7,646	98,838
Pharmacists	2,826	291	139	140,366
Physician Assistants	2,949	885	255	145,135
Respiratory Therapists	1,402	253	100	84,054
Speech-Language Pathologists	2,016	385	155	104,154
Registered Nurses	35,424	2,888	2,271	103,659
Nurse Practitioners	3,151	1,410	312	139,480
Dental Hygienists	3,030	756	297	97,354

Occupational Projections 2022-2032

Occupational Title	Employment 2022	10 Year Change	Annual Total Openings	Median Annual Wage
Health Technologists and Technicians	33,952	3,248	2,873	
Clinical Laboratory Technologists and Technicians	3,921	351	295	81,654
Cardiovascular Technologists and Technicians	537	41	38	89,999
Diagnostic Medical Sonographers	1,058	181	76	101,568
Nuclear Medicine Technologists	219	8	11	107,811
Radiologic Technologists and Technicians	2,663	236	169	83,787
Emergency Medical Technicians	2,804	229	224	48,183
Paramedics	1,168	93	63	70,466
Pharmacy Technicians	4,123	580	453	40,312
Surgical Technologists	1,220	135	91	82,612
Veterinary Technologists and Technicians	1,891	553	251	48,512
Ophthalmic Medical Technicians	608	70	76	47,049
Licensed Practical and Licensed Vocational Nurses	9,065	384	738	67,654
Medical Records Specialists	1,607	159	127	63,152
Opticians, Dispensing	499	55	50	68,746
Health Technologists and Technicians, All Other	947	100	76	57,702
Other Healthcare Practitioners and Technical Occupations	1,900	327	157	
Health Information Technologists and Medical Registrars	302	62	26	49,666
Athletic Trainers	745	150	64	63,090

Occupational Projections 2022-2032

Occupational Title	Employment 2022	10 Year Change Net	Annual Total Openings	Median Annual Wage
Production Occupations	93,847	1,728	10,215	49,552
Other Production Occupations	25,477	692	2,875	
Metal Workers and Plastic Workers	25,195	693	2,606	
Assemblers and Fabricators	17,553	-640	1,761	
Miscellaneous Assemblers and Fabricators	12,410	-474	1,238	42,155
Inspectors, Testers, Sorters, Samplers, and Weighers	9,069	292	1,079	52,324
First-Line Supervisors of Production and Operating Workers	9,408	581	955	79,552
Food Processing Workers	5,628	609	882	
Machinists	7,536	744	840	62,938
Textile, Apparel, and Furnishings Workers	4,678	153	606	
Bakers	2,332	301	391	38,462
Electrical, Electronic, and Electromechanical Assemblers, Except Coil Winders, Tapers, and Finishers	3,616	-14	380	47,886
Computer Numerically Controlled Tool Operators	3,948	-93	343	59,379
Multiple Machine Tool Setters, Operators, and Tenders, Metal and Plastic	2,961	206	316	39,900
Welders, Cutters, Solderers, and Brazers	2,412	283	274	61,634
Food Batchmakers	1,509	233	265	38,110
Laundry and Dry-Cleaning Workers	1,689	217	265	34,986
Printing Workers	2,913	-500	226	
Packaging and Filling Machine Operators and Tenders	1,884	156	226	38,493
Tool and Die Makers	2,059	-35	206	74,359
Grinding, Lapping, Polishing, and Buffing Machine Tool Setters, Operators, and Tenders, Metal and Plastic	1,872	-94	182	47,679
Helpers--Production Workers	1,286	-106	181	38,741
Plant and System Operators	1,963	-16	177	

Occupational Projections 2022-2032


























































































Occupational Title	Employment 2022	10 Year Change Net	Annual Total Openings	Median Annual Wage
Business and Financial Operations Occupations	105,666	6,822	9,168	85,540
Business Operations Specialists	68,130	5,135	6,275	
Financial Specialists	37,536	1,687	2,895	
Accountants and Auditors	16,863	954	1,415	83,543
Management Analysts	11,428	899	1,046	105,463
Market Research Analysts and Marketing Specialists	9,375	1,370	1,037	75,697
Human Resources Specialists	8,268	864	797	78,073
Buyers and Purchasing Agents	6,972	-182	601	80,142
Project Management Specialists	7,462	624	598	102,339
Business Operations Specialists, All Other	5,363	250	493	89,177
Financial and Investment Analysts	6,226	286	427	104,254
Training and Development Specialists	3,588	311	342	81,074
Personal Financial Advisors	3,973	507	311	127,117
Compliance Officers	3,469	253	297	86,401
Loan Officers	3,094	-48	201	73,177
Logisticians	1,786	429	201	79,251
Meeting, Convention, and Event Planners	1,563	250	200	66,847
Cost Estimators	2,267	76	196	80,644

Occupational Projections 2022-2032






















Occupational Title	Employment 2022	10 Year Change Net	Annual Total Openings	Median Annual Wage
Community and Social Service Occupations	38,823	4,609	3,955	60,968
Counselors, Social Workers, and Other Community and Social Service Specialists	35,148	4,205	3,565	
Educational, Guidance, and Career Counselors and Advisors	3,121	288	259	67,375
Marriage and Family Therapists	519	89	45	60,947
Rehabilitation Counselors	3,200	164	268	40,652
Substance Abuse, Behavioral Disorder, and Mental Health Counselors	7,314	1,499	812	60,483
Counselors, All Other	899	177	109	41,878
Child, Family, and School Social Workers	5,384	449	471	64,954
Healthcare Social Workers	1,895	189	187	81,603
Mental Health and Substance Abuse Social Workers	1,392	130	113	81,098
Social Workers, All Other	384	12	32	68,766
Health Education Specialists	503	54	57	73,000
Probation Officers and Correctional Treatment Specialists	845	61	72	97,993
Social and Human Service Assistants	8,680	947	1,022	44,536
Community Health Workers	581	95	72	60,978
Community and Social Service Specialists, All Other	431	51	50	73,072
Religious Workers	3,675	404	389	
Clergy	2,356	251	226	63,389
Directors, Religious Activities and Education	953	108	107	51,891
Religious Workers, All Other	366	45	55	42,032

Occupational Projections 2022-2032



































































Occupational Title	Employment 2022	10 Year Change Net	Annual Total Openings	Median Annual Wage
Protective Service Occupations	32,345	1,892	4,016	59,282
Supervisors of Protective Service Workers	3,853	328	318	
First-Line Supervisors of Correctional Officers	479	10	39	81,928
First-Line Supervisors of Police and Detectives	1,586	161	124	112,450
First-Line Supervisors of Firefighting and Prevention Workers	961	103	71	102,452
First-line Supervisors of Security Workers	516	7	48	51,973
First-Line Supervisors of Protective Service Workers, All Other	311	47	35	67,971
Firefighting and Prevention Workers	2,631	291	238	
Firefighters	2,267	249	202	78,836
Law Enforcement Workers	9,555	578	836	
Correctional Officers and Jailers	2,765	-87	226	61,704
Detectives and Criminal Investigators	681	63	59	99,978
Police and Sheriff's Patrol Officers	5,992	600	538	87,969
Other Protective Service Workers	16,306	695	2,625	
Private Detectives and Investigators	435	40	45	71,826
Gambling Surveillance Officers and Gambling Investigators	427	52	65	
Security Guards	11,811	250	1,602	38,789
Crossing Guards and Flaggers	1,465	120	351	37,542
Lifeguards, Ski Patrol, and Other Recreational Protective Service Workers	785	100	255	32,037
School Bus Monitors	592	61	122	37,068
Protective Service Workers, All Other	474	41	149	50,654

Occupational Group / Job Description / Job Title	Employment Projections				2022-2032 Annual				1Q2023 Wages		Occupation Requirements	Find Employers Search for Employment
	2022	2032	10 Year Change Net / Percent		Exits	Transfers	Change	Total	Hourly	Annual		
 Healthcare Practitioners and Technical	110,270	122,762	12,492	11.3	3,613	2,784	1,249	7,646	\$47.52	\$98,838	Education/Work Experience Training Availability	
Health Diagnosing or Treating Practitioners	74,418	83,335	8,917	12.0%	2,289	1,435	892	4,616				
 Chiropractors 	418	467	49	11.7%	13	3	5	21	\$52.24	\$108,666	Doctoral or Professional degree	  
 Dentists, General 	1,645	1,955	310	18.8%	39	11	31	81	\$90.76	\$188,775	Doctoral or Professional degree	  
 Orthodontists 	207	250	43	20.8%	5	1	4	10	\$>115.00	\$>239,200	Doctoral or Professional degree	  
 Dietitians and Nutritionists 	893	990	97	10.9%	34	26	10	70	\$38.18	\$79,408	Bachelor's	  
 Optometrists 	670	745	75	11.2%	17	4	8	29	\$72.94	\$151,708	Doctoral or Professional degree	  
 Pharmacists 	2,826	3,117	291	10.3%	69	41	29	139	\$67.49	\$140,366	Doctoral or Professional degree	  
 Physician Assistants 	2,949	3,834	885	30.0%	74	93	88	255	\$69.78	\$145,135	Master's	  
 Podiatrists	121	124	3	2.5%	3	0	0	3	\$84.67	\$176,124	Doctoral or Professional degree Internship/residency	  
 Occupational Therapists 	2,311	2,555	244	10.6%	71	61	24	156	\$48.64	\$101,156	Master's Internship/residency	  
 Physical Therapists 	3,752	4,194	442	11.8%	91	62	44	197	\$51.16	\$106,400	Doctoral or Professional degree Internship/residency	  
 Radiation Therapists	272	284	12	4.4%	7	5	1	13	\$53.09	\$110,417	Associate's Internship/residency	  
 Recreational Therapists	250	247	-3	-1.2%	10	8	0	18	\$32.37	\$67,324	Bachelor's Internship/residency	  
 Respiratory Therapists 	1,402	1,655	253	18.0%	47	28	25	100	\$40.41	\$84,054	Associate's Internship/residency	  
 Speech-Language Pathologists 	2,016	2,401	385	19.1%	60	57	38	155	\$50.08	\$104,154	Master's Internship/residency	  
 Exercise Physiologists 	170	202	32	18.8%	6	5	3	14	\$34.02	\$70,755	Bachelor's	  
 Therapists, All Other 	325	390	65	20.0%	12	10	6	28	\$42.24	\$87,866	Bachelor's	  
 Veterinarians 	1,014	1,304	290	28.6%	27	11	29	67	\$63.26	\$131,598	Doctoral or Professional degree	  
 Registered Nurses 	35,424	38,312	2,888	8.1%	1,224	758	289	2,271	\$49.83	\$103,659	Bachelor's	  

Projections 2022-2032 <https://www1.ctdol.state.ct.us/lmi/projections.asp>

Home	Projections	Occupational Groups	Education	Growth	Openings	Industry Projections	Occupations by Industry	Data Files	What's Hot!	What's Not!		
Occupational Group / Group Title / Job Description / Job Title			Employment Projections				2022 - 2032 Annual			1Q2024 Wages		
			2022	2032	10 Year Change Net / Percent	Exits	Transfers	Change	Total	Hourly	Annual	
	Management		162,137	179,814	17,677	10.9	4,724	7,916	1,768	14,408	<u>\$ 65.28</u>	\$ 135,773
	Business and Financial Operations		105,666	112,488	6,822	6.5	3,328	5,158	682	9,168	<u>\$ 41.13</u>	\$ 85,540
	Computer and Mathematical		50,524	56,597	6,073	12.0	1,150	1,949	607	3,706	<u>\$ 52.00</u>	\$ 108,172
	Architecture and Engineering		35,292	41,917	6,625	18.8	1,035	1,352	662	3,049	<u>\$ 48.63</u>	\$ 101,146
	Life, Physical, and Social Science		12,854	14,466	1,612	12.5	275	808	161	1,244	<u>\$ 42.78</u>	\$ 88,989
	Community and Social Service		38,823	43,432	4,609	11.9	1,541	1,953	461	3,955	<u>\$ 29.31</u>	\$ 60,968
	Legal		16,014	16,394	380	2.4	458	506	38	1,002	<u>\$ 52.67</u>	\$ 109,562
	Educational Instruction and Library		123,904	136,052	12,148	9.8	5,958	5,704	1,215	12,877	<u>\$ 32.70</u>	\$ 68,004
	Arts, Design, Entertainment, Sports, and Media		37,245	41,231	3,986	10.7	1,751	2,204	399	4,354	<u>\$ 30.85</u>	\$ 64,172
	Healthcare Practitioners and Technical		110,270	122,762	12,492	11.3	3,613	2,784	1,249	7,646	<u>\$ 47.52</u>	\$ 98,838
	Healthcare Support		92,445	107,539	15,094	16.3	6,924	7,367	1,509	15,800	<u>\$ 18.98</u>	\$ 39,459
	Protective Service		32,345	34,237	1,892	5.8	1,815	2,012	189	4,016	<u>\$ 28.50</u>	\$ 59,282
	Food Preparation and Serving Related		125,260	145,028	19,768	15.8	11,405	13,843	1,977	27,225	<u>\$ 17.22</u>	\$ 35,820
	Building and Grounds Cleaning and Maintenance		68,741	77,585	8,844	12.9	4,528	5,195	884	10,607	<u>\$ 18.70</u>	\$ 38,882
	Personal Care and Service		59,535	69,571	10,036	16.9	4,095	6,300	1,004	11,399	<u>\$ 17.24</u>	\$ 36,068
	Sales and Related		150,100	150,770	670	0.4	8,885	10,874	67	19,826	<u>\$ 18.32</u>	\$ 38,106
	Office and Administrative Support		225,550	223,881	-1,669	-0.7	11,885	13,384	-167	25,102	<u>\$ 24.42</u>	\$ 50,795
	Farming, Fishing, and Forestry		3,683	3,862	179	4.9	212	339	18	569	<u>\$ 17.44</u>	\$ 36,270
	Construction and Extraction		61,585	69,425	7,840	12.7	2,258	3,255	784	6,297	<u>\$ 31.20</u>	\$ 64,897
	Installation, Maintenance, and Repair		58,943	63,809	4,866	8.3	2,342	2,986	487	5,815	<u>\$ 30.04</u>	\$ 62,481
	Production		93,847	95,575	1,728	1.8	4,174	5,868	173	10,215	<u>\$ 23.82</u>	\$ 49,552

Projections 2022-2032 <https://www1.ctdol.state.ct.us/lmi/projections.asp>

Home		Projections	Occupational Groups	Education	Growth	Openings	Industry	Occupations by Industry	Data	What's Hot!	What's Not!				
Occupational Group / Job Description / Job Title			Employment Projections				2022-2032 Annual			1Q2023 Wages		Occupation Requirements		Find Employers Search for Employment 	
			2022	2032	10 Year Change Net / Percent	Exits	Transfers	Change	Total	Hourly	Annual	Education/Work Experience			
													Training Availability		
	Production		93,847	95,575	1,728	1.8	4,174	5,868	173	10,215	\$ 23.82	\$ 49,552			
Metal Workers and Plastic Workers			25,195	25,888	693	2.8%	1,031	1,506	69	2,606					
	Extruding and Drawing Machine Setters, Operators, and Tenders, Metal and Plastic		1,109	1,080	-29	-2.6%	42	69	-3	108	\$24.08	\$50,079	High school or equivalent Moderate	  	
	Forging Machine Setters, Operators, and Tenders, Metal and Plastic		257	226	-31	-12.1%	9	15	-3	21	\$17.23	\$35,855	High school or equivalent Moderate	  	
	Rolling Machine Setters, Operators, and Tenders, Metal and Plastic		517	487	-30	-5.8%	19	32	-3	48	\$26.90	\$55,945	High school or equivalent Long	  	
	Cutting, Punching, and Press Machine Setters, Operators, and Tenders, Metal and Plastic		1,705	1,617	-88	-5.2%	58	103	-9	152	\$20.71	\$43,086	High school or equivalent Moderate	  	
	Grinding, Lapping, Polishing, and Buffing Machine Tool Setters, Operators, and Tenders, Metal and Plastic		1,872	1,778	-94	-5.0%	72	119	-9	182	\$22.92	\$47,679	High school or equivalent Short	  	
	Lathe and Turning Machine Tool Setters, Operators, and Tenders, Metal and Plastic		Inferred OPENING	1,156	1,113	-43	-3.7%	77	66	-4	139	\$30.01	\$62,410	High school or equivalent Short	  
	Milling and Planing Machine Setters, Operators, and Tenders, Metal and Plastic		310	297	-13	-4.2%	21	18	-1	38	\$29.78	\$61,955	High school or equivalent Short	  	
	Machinists		Inferred OPENING	7,536	8,280	744	9.9%	316	450	74	840	\$30.26	\$62,938	High school or equivalent Moderate	  
	Foundry Mold and Coremakers		264	234	-30	-11.4%	8	14	-3	19	\$25.14	\$52,272	High school or equivalent Short	  	
	Molding, Coremaking, and Casting Machine Setters, Operators, and Tenders, Metal and Plastic		1,528	1,408	-120	-7.8%	46	83	-12	117	\$18.21	\$37,862	High school or equivalent Short	  	
	Multiple Machine Tool Setters, Operators, and Tenders, Metal and Plastic		Inferred OPENING	2,961	3,167	206	7.0%	121	174	21	316	\$19.18	\$39,900	High school or equivalent Moderate	  
	Tool and Die Makers		Inferred OPENING	2,059	2,024	-35	-1.7%	103	107	-4	206	\$35.75	\$74,359	Postsecondary	  
	Welders, Cutters, Solderers, and Brazers		Inferred GROWTH	2,412	2,695	283	11.7%	77	169	28	274	\$29.64	\$61,634	High school or equivalent Short	  
	Welding, Soldering, and Brazing Machine Setters, Operators, and Tenders		225	226	1	0.4%	7	15	0	22	\$25.21	\$52,438	High school or equivalent Short	  	
	Heat Treating Equipment Setters, Operators, and Tenders, Metal and Plastic		233	221	-12	-5.2%	9	13	-1	21	\$22.60	\$47,017	High school or equivalent Moderate	  	
	Plating Machine Setters, Operators, and Tenders, Metal and Plastic		572	517	-55	-9.6%	22	31	-6	47	\$18.90	\$39,300	High school or equivalent Moderate	  	

www.ctjobandcareer.com

Data Tools
Event Calendar
Businesses
Job Seekers
Researchers
Students

Job & Career Connection

Connecticut's Career & Education Connection

Occupation Profile

Quick Index
[Select a Subject]

5 Steps

- Find an Occupation that is Right for You
- Learn About an Occupation
- Search for Education & Training
- Search for Jobs & Employers
- Job Seeker Resources


MACHINISTS

An Occupation in

Occupation Description:

Set up and operate a variety of machine tools to produce precision parts and instruments out of metal. Includes precision instrument makers who fabricate, modify, or repair mechanical instruments. May also fabricate and modify parts to make or repair machine tools or maintain industrial machines, applying knowledge of mechanics, mathematics, metal properties, layout, and machining procedures. Machinists who primarily program or operate computer numerically controlled (CNC) equipment are classified in "Computer Numerically Controlled Tool Operators and Programmers" (51-9160).

Career Video:

 [Machinists](#)

Open captioning or video transcript included for the hearing impaired. Career videos brought to you by [CareerOneStop](#). Copyright © 2017 All Rights Reserved.

Typical Tasks:

- Calculate dimensions or tolerances, using instruments, such as micrometers or vernier calipers.
- Machine parts to specifications, using machine tools, such as lathes, milling machines, shapers, or grinders.
- Measure, examine, or test completed units to check for defects and ensure conformance to specifications, using precision instruments, such as micrometers.
- Set up, adjust, or operate basic or specialized machine tools used to perform precision machining operations.
- Program computers or electronic instruments, such as numerically controlled machine tools.
- Study sample parts, blueprints, drawings, or engineering information to determine methods or sequences of operations needed to fabricate products.
- Monitor the feed and speed of machines during the machining process.

Knowledge:

- **Mathematics** - Knowledge of arithmetic, algebra, geometry, calculus, statistics, and their applications.
- **Mechanical** - Knowledge of machines and tools, including their designs, uses, repair, and maintenance.
- **Production and Processing** - Knowledge of raw materials, production processes, quality control, costs, and other techniques for maximizing the effective manufacture and distribution of goods.
- **Design** - Knowledge of design techniques, tools, and principles involved in production of precision technical plans, blueprints, drawings, and models.
- **Engineering and Technology** - Knowledge of the practical application of engineering science and technology. This includes applying principles, techniques, procedures, and equipment to the design and production of various goods and services.
- **English Language** - Knowledge of the structure and content of the English language including the meaning and spelling of words, rules of composition, and grammar.
- **Customer and Personal Service** - Knowledge of principles and processes for providing customer and personal services. This includes customer needs assessment, meeting quality standards for services, and evaluation of customer satisfaction.

Search for Jobs on [CareerOneStop](#):

[Search for Machinists Jobs](#)
(Please note that some searches may not produce any results.)

Education & Training:



































































Long-term on-the-job training (more than 12 months)

▶ [View Related Programs](#) on Connecticut's Education & Training Connection site

[Printer Friendly Version](#)





































































Projections 2022-2032 <https://www1.ctdol.state.ct.us/lmi/projections.asp>

Home		Projections	Occupational Groups	Education	Growth	Openings	Industry	Occupations by Industry	Data	What's Hot!	What's Not!				
Occupational Group / Job Description / Job Title			Employment Projections				2022-2032 Annual			1Q2023 Wages		Occupation Requirements		Find Employers Search for Employment 	
			2022	2032	10 Year Change Net / Percent	Exits	Transfers	Change	Total	Hourly	Annual	Education/Work Experience			
 Production	93,847		95,575	1,728	1.8	4,174	5,868	173	10,215	\$ 23.82	\$ 49,552	Training Availability			
Metal Workers and Plastic Workers			25,195	25,888	693	2.8%	1,031	1,506	69	2,606					
	Extruding and Drawing Machine Setters, Operators, and Tenders, Metal and Plastic		1,109	1,080	-29	-2.6%	42	69	-3	108	\$24.08	\$50,079	High school or equivalent Moderate	  	
	Forging Machine Setters, Operators, and Tenders, Metal and Plastic		257	226	-31	-12.1%	9	15	-3	21	\$17.23	\$35,855	High school or equivalent Moderate	  	
	Rolling Machine Setters, Operators, and Tenders, Metal and Plastic		517	487	-30	-5.8%	19	32	-3	48	\$26.90	\$55,945	High school or equivalent Long	  	
	Cutting, Punching, and Press Machine Setters, Operators, and Tenders, Metal and Plastic		1,705	1,617	-88	-5.2%	58	103	-9	152	\$20.71	\$43,086	High school or equivalent Moderate	  	
	Grinding, Lapping, Polishing, and Buffing Machine Tool Setters, Operators, and Tenders, Metal and Plastic		1,872	1,778	-94	-5.0%	72	119	-9	182	\$22.92	\$47,679	High school or equivalent Short	  	
	Lathe and Turning Machine Tool Setters, Operators, and Tenders, Metal and Plastic		Inferred GROWTH	1,156	1,113	-43	-3.7%	77	66		139	\$30.01	\$62,410	High school or equivalent Short	  
	Milling and Planing Machine Setters, Operators, and Tenders, Metal and Plastic		310	297	-13	-4.2%	21	18	-1	38	\$29.78	\$61,955	High school or equivalent Short	  	
	Machinists		Inferred GROWTH	7,536	8,280	744	9.9%	316	450	74	840	\$30.26	\$62,938	High school or equivalent Moderate	  
	Foundry Mold and Coremakers		264	234	-30	-11.4%	8	14	-3	19	\$25.14	\$52,272	High school or equivalent Short	  	
	Molding, Coremaking, and Casting Machine Setters, Operators, and Tenders, Metal and Plastic		1,528	1,408	-120	-7.8%	46	83	-12	117	\$18.21	\$37,862	High school or equivalent Short	  	
	Multiple Machine Tool Setters, Operators, and Tenders, Metal and Plastic		Inferred GROWTH	2,961	3,167	206	7.0%	121	174	21	316	\$19.18	\$39,900	High school or equivalent Moderate	  
	Tool and Die Makers		Inferred GROWTH	2,059	2,024	-35	-1.7%	103	107	-4	206	\$35.75	\$74,359	Postsecondary	  
	Welders, Cutters, Solderers, and Brazers		Inferred GROWTH	2,412	2,695	283	11.7%	77	169	28	274	\$29.64	\$61,634	High school or equivalent Short	  
	Welding, Soldering, and Brazing Machine Setters, Operators, and Tenders		225	226	1	0.4%	7	15	0	22	\$25.21	\$52,438	High school or equivalent Short	  	
	Heat Treating Equipment Setters, Operators, and Tenders, Metal and Plastic		233	221	-12	-5.2%	9	13	-1	21	\$22.60	\$47,017	High school or equivalent Moderate	  	
	Plating Machine Setters, Operators, and Tenders, Metal and Plastic		572	517	-55	-9.6%	22	31	-6	47	\$18.90	\$39,300	High school or equivalent Moderate	  	


Home	Statewide Wages	Statewide Industry	Labor Market Area	Workforce Development Area	Historical Datafiles
Connecticut		Select Occupation 51-4041 Machinists			
State of Connecticut (1Q 2023)					
All Industry					
Estimated Employment	7,350				
Mean wage	\$28.34				
Entry wage	\$18.86				
10th percentile wage	\$17.14				
50th percentile wage	\$20.10				
90th percentile wage	\$30.84				
Top Employing Industries					
Industry	Employment / Percent				
Transportation Equipment Manufacturing	2,850 38.7%				
Fabricated Metal Product Manufacturing	2,280 31.0%				
Machinery Manufacturing	800 10.8%				
Administrative and Support Services	830 8.6%				
Best Paying Industries					
Industry	Employment / Median Wage				
Repair and Maintenance	10 \$40.78				
Transportation Equipment Manufacturing	2,850 \$32.17				
Professional, Scientific, and Technical Services	30 \$30.32				
Computer and Electronic Product Manufacturing	240 \$28.48				
Machinists (51-4041)					
Set up and operate a variety of machine tools to produce precision parts and instruments out of metal. Includes precision instrument makers who fabricate, modify, or repair mechanical instruments. May also fabricate and modify parts to make or repair machine tools or maintain industrial machines, applying knowledge of mechanics, mathematics, metal properties, layout, and machining procedures. Machinists who primarily program or operate computer numerically controlled (CNC) equipment are classified in Computer Numerically Controlled Tool Operators and Programmers (51-9100).					
Median Wage History					
Year	This Occupation	Compared to Occupational Group		Difference	
Current	\$28.19		\$23.28		\$5.91
2022	\$28.01	+4.2%	\$22.34	+4.2%	\$5.67
2021	\$28.54	+5.5%	\$21.17	+5.5%	\$5.37
2020	\$25.40	+4.5%	\$20.25	+4.5%	\$5.14
2019	\$24.58	+3.3%	\$19.60	+3.3%	\$4.98
2018	\$23.85	+3.0%	\$19.02	+3.0%	\$4.83
2017	\$23.13	+3.1%	\$18.44	+3.1%	\$4.69
2016	\$22.49	+2.8%	\$17.94	+2.8%	\$4.55
2015	\$21.87	+2.8%	\$17.45	+2.8%	\$4.43
2014	\$21.38	+2.3%	\$17.05	+2.3%	\$4.33
Year	This Occupation	Compared to All Occupations		Difference	
Current	\$28.19		\$25.76		\$3.43
2022	\$28.01	+4.2%	\$24.90	+3.4%	\$3.11
2021	\$28.54	+5.5%	\$23.56	+5.7%	\$2.98
2020	\$25.40	+4.5%	\$22.76	+3.5%	\$2.64
2019	\$24.58	+3.3%	\$22.11	+2.9%	\$2.47
2018	\$23.85	+3.0%	\$21.40	+3.0%	\$2.39
2017	\$23.13	+3.1%	\$20.85	+2.9%	\$2.28
2016	\$22.49	+2.8%	\$20.37	+2.4%	\$2.13
2015	\$21.87	+2.8%	\$19.85	+2.8%	\$2.03
2014	\$21.38	+2.3%	\$19.43	+2.2%	\$1.95
Reference Date: 1st Quarter 2023					
Note: The mid-wage is the median wage. The average wage is the mean wage. The entry-level wage is equal to the average of the lower third of reported wages for the occupation. The wage range consists of the 10th and 90th percentiles; 80% of workers earn between this wage range, 10% earn less while 10% earn more.					

Projections 2022-2032 <https://www1.ctdol.state.ct.us/lmi/projections.asp>

Home		Projections	Occupational Groups	Education	Growth	Openings	Industry	Occupations by Industry	Data	What's Hot!	What's Not!							
Occupational Group / Job Description / Job Title				Employment Projections				2022-2032 Annual				1Q2023 Wages		Occupation Requirements		Find Employers Search for Employment 		
				2022	2032	10 Year Change Net / Percent	Exits	Transfers	Change	Total	Hourly	Annual	Education/Work Experience					
				Training Availability														
	Production			93,847	95,575	1,728	1.8	4,174	5,868	173	10,215	\$ 23.82	\$ 49,552					
Metal Workers and Plastic Workers				25,195	25,888	693	2.8%	1,031	1,506	69	2,606							
	Extruding and Drawing Machine Setters, Operators, and Tenders, Metal and Plastic			1,109	1,080	-29	-2.6%	42	69	-3	108	\$24.08	\$50,079	High school or equivalent Moderate				
	Forging Machine Setters, Operators, and Tenders, Metal and Plastic			257	226	-31	-12.1%	9	15	-3	21	\$17.23	\$35,855	High school or equivalent Moderate				
	Rolling Machine Setters, Operators, and Tenders, Metal and Plastic			517	487	-30	-5.8%	19	32	-3	48	\$26.90	\$55,945	High school or equivalent Long				
	Cutting, Punching, and Press Machine Setters, Operators, and Tenders, Metal and Plastic			1,705	1,617	-88	-5.2%	58	103	-9	152	\$20.71	\$43,086	High school or equivalent Moderate				
	Grinding, Lapping, Polishing, and Buffing Machine Tool Setters, Operators, and Tenders, Metal and Plastic			1,872	1,778	-94	-5.0%	72	119	-9	182	\$22.92	\$47,679	High school or equivalent Short				
	Lathe and Turning Machine Tool Setters, Operators, and Tenders, Metal and Plastic			Inferred GROWTH	1,156	1,113	-43	-3.7%	77	66	-4	139	\$30.01	\$62,410	High school or equivalent Short			
	Milling and Planing Machine Setters, Operators, and Tenders, Metal and Plastic			310	297	-13	-4.2%	21	18	-1	38	\$29.78	\$61,955	High school or equivalent Short				
	Machinists			Inferred GROWTH	7,536	8,280	744	9.9%	316	450	74	840	\$30.26	\$62,938	High school or equivalent Moderate			
	Foundry Mold and Coremakers			264	234	-30	-11.4%	8	14	-3	19	\$25.14	\$52,272	High school or equivalent Short				
	Molding, Coremaking, and Casting Machine Setters, Operators, and Tenders, Metal and Plastic			1,528	1,408	-120	-7.8%	46	83	-12	117	\$18.21	\$37,862	High school or equivalent Short				
	Multiple Machine Tool Setters, Operators, and Tenders, Metal and Plastic			Inferred GROWTH	2,961	3,167	206	7.0%	121	174	21	316	\$19.18	\$39,900	High school or equivalent Moderate			
	Tool and Die Makers			Inferred GROWTH	2,059	2,024	-35	-1.7%	103	107	-4	206	\$35.75	\$74,359	Postsecondary			
	Welders, Cutters, Solderers, and Brazers			Inferred GROWTH	2,412	2,695	283	11.7%	77	169	28	274	\$29.64	\$61,634	High school or equivalent Short			
	Welding, Soldering, and Brazing Machine Setters, Operators, and Tenders			225	226	1	0.4%	7	15	0	22	\$25.21	\$52,438	High school or equivalent Short				
	Heat Treating Equipment Setters, Operators, and Tenders, Metal and Plastic			233	221	-12	-5.2%	9	13	-1	21	\$22.60	\$47,017	High school or equivalent Moderate				
	Plating Machine Setters, Operators, and Tenders, Metal and Plastic			572	517	-55	-9.6%	22	31	-6	47	\$18.90	\$39,300	High school or equivalent Moderate				


www.cttraining.info

[Data Tools](#)
[Event Calendar](#)
[Businesses](#)
[Job Seekers](#)
[Researchers](#)
[Students](#)

Education & Training


Occupation Program List
November 22, 2024





















Current Search:
[Home](#)
[Get Back To](#)

Search Selections:

[View Connection Card](#)



































































New Search:
 Select one


Search Scope
☒ All Programs
 ☐ WIOA Programs


There are 30 programs related to [Machinists](#):


Program Name	Provider Name	Location	Award	WIOA	Page 1 of 2	Add to Cart
Accelerated Advanced Manufacturing Machinery	Tunis Community College	Farmington	Certif			
Advanced Manufacturing Machine Technology	Quinebaug Valley Community College	Danielson	Degree			
Advanced Manufacturing Machine Technology	Housatonic Community College	Bridgeport	Certif			
CNC Production Machinist	Renshel Tool Inc.	Putnam				
Computer Aided Manufacturing Certificate	Manchester Community College	Manchester	Certif	 WIOA Approved		
Computer Numerical Control (CNC) Machining	Naugatuck Valley Community College	Waterbury	Certif			
LBRMaster Compact Operator	TRUMPF Inc.	Farmington	Certif			
Machine Technology Level I	Housatonic Community College	Bridgeport	Certif			
Machine Trade	General Dynamics Electric Boat Division	Groton				
Manufacturing Machine Technology	Middlesex Community College	Middletown	Certif			
Manufacturing Machinist Technology	Manufacturing Alliance Service Corporation, Inc.	Waterbury	Certif			
Manufacturing Pipeline - Outside Machinist (OSM)	Three Rivers Community College	Groton	Certif	 WIOA Approved		
Manufacturing Pipeline - Outside Machinist (OSM)	Three Rivers Community College	Norwich	Certif	 WIOA Approved		
Precision Machining	Bristol Technical Education Center	Bristol				
Principles of Manufacturing	Naugatuck Valley Community College	Waterbury	Certif			
Shoyard Outside Machinist	Manufacturing Alliance Service Corporation, Inc.	Waterbury	Certif			
Springmaker (Coiler)	Pa-Ted Spring Company LLC	Bristol				

Projections 2022-2032 <https://www1.ctdol.state.ct.us/lmi/projections.asp>

Home		Projections	Occupational Groups	Education	Growth	Openings	Industry	Occupations by Industry		Data	What's Hot! What's Not!				
Occupational Group / Job Description / Job Title			Employment Projections				2022-2032 Annual				1Q2023 Wages		Occupation Requirements		Find Employers Search for Employment 
			2022	2032	10 Year Change Net / Percent	Exits	Transfers	Change	Total	Hourly	Annual	Education/Work Experience			
														Training Availability	
	Production		93,847	95,575	1,728	1.8	4,174	5,868	173	10,215	\$ 23.82	\$ 49,552			
Metal Workers and Plastic Workers			25,195	25,888	693	2.8%	1,031	1,506	69	2,606					
	Extruding and Drawing Machine Setters, Operators, and Tenders, Metal and Plastic		1,109	1,080	-29	-2.6%	42	69	-3	108	\$24.08	\$50,079	High school or equivalent Moderate	  	
	Forging Machine Setters, Operators, and Tenders, Metal and Plastic		257	226	-31	-12.1%	9	15	-3	21	\$17.23	\$35,855	High school or equivalent Moderate	  	
	Rolling Machine Setters, Operators, and Tenders, Metal and Plastic		517	487	-30	-5.8%	19	32	-3	48	\$26.90	\$55,945	High school or equivalent Long	  	
	Cutting, Punching, and Press Machine Setters, Operators, and Tenders, Metal and Plastic		1,705	1,617	-88	-5.2%	58	103	-9	152	\$20.71	\$43,086	High school or equivalent Moderate	  	
	Grinding, Lapping, Polishing, and Buffing Machine Tool Setters, Operators, and Tenders, Metal and Plastic		1,872	1,778	-94	-5.0%	72	119	-9	182	\$22.92	\$47,679	High school or equivalent Short	  	
	Lathe and Turning Machine Tool Setters, Operators, and Tenders, Metal and Plastic		Inferred Openings	1,156	1,113	-43	-3.7%	77	66	-4	139	\$30.01	\$62,410	High school or equivalent Short	  
	Milling and Planing Machine Setters, Operators, and Tenders, Metal and Plastic		310	297	-13	-4.2%	21	18	-1	38	\$29.78	\$61,955	High school or equivalent Short	  	
	Machinists		Inferred Openings	7,536	8,280	744	9.9%	316	450	74	840	\$30.26	\$62,938	High school or equivalent Moderate	  
	Foundry Mold and Coremakers		264	234	-30	-11.4%	8	14	-3	19	\$25.14	\$52,272	High school or equivalent Short	  	
	Molding, Coremaking, and Casting Machine Setters, Operators, and Tenders, Metal and Plastic		1,528	1,408	-120	-7.8%	46	83	-12	117	\$18.21	\$37,862	High school or equivalent Short	  	
	Multiple Machine Tool Setters, Operators, and Tenders, Metal and Plastic		Inferred Openings	2,961	3,167	206	7.0%	121	174	21	316	\$19.18	\$39,900	High school or equivalent Moderate	  
	Tool and Die Makers		Inferred Openings	2,059	2,024	-35	-1.7%	103	107	-4	206	\$35.75	\$74,359	Postsecondary	  
	Welders, Cutters, Solderers, and Brazers		Inferred Growth	2,412	2,695	283	11.7%	77	169	28	274	\$29.64	\$61,634	High school or equivalent Short	  
	Welding, Soldering, and Brazing Machine Setters, Operators, and Tenders		225	226	1	0.4%	7	15	0	22	\$25.21	\$52,438	High school or equivalent Short	  	
	Heat Treating Equipment Setters, Operators, and Tenders, Metal and Plastic		233	221	-12	-5.2%	9	13	-1	21	\$22.60	\$47,017	High school or equivalent Moderate	  	
	Plating Machine Setters, Operators, and Tenders, Metal and Plastic		572	517	-55	-9.6%	22	31	-6	47	\$18.90	\$39,300	High school or equivalent Moderate	  	







**careeronestop**
your source for career exploration, training & jobs
Sponsored by the U.S. Department of Labor. A proud partner of the [americanjobcenter](#) network.

Login  Español

Search CareerOneStop 

Explore CareersFind TrainingJob SearchFind Local HelpToolkitResources For

Job Finder


New Search      

Your Job Search

Job?

Where?

Source


[See Jobs](#) 

New Search By





Other Occupations

[Camera and Photographic Equipment Repairers](#)


[Computer Numerically Controlled Tool Operators](#)

41 jobs found by  for 51-4041/Machinists in Connecticut.

Sort by

Job Title	Company	Location	Date Posted
CNC Machinist	Aerotek  Federal Contractor	Glastonbury, CT	02/22/2025
CNC Operator	PeopleReady	North Haven, CT	02/22/2025
Cnc Programmer	Actalent  Federal Contractor	East Hartford, CT	02/22/2025
Machine Operator	Aerotek  Federal Contractor	Durham, CT	02/22/2025
Repair Machinist-2nd Shift (Onsite)	RTX Corporation  Federal Contractor	East Hartford, CT	02/19/2025
CNC Machinist - 2nd Shift	Hubbell Power Systems	Cromwell, CT	02/18/2025
CNC Turning Machinist (Day Shift)	ATI	East Hartford, CT	02/18/2025

www.careeronestop.org



your source for career exploration, training & jobs

Sponsored by the U.S. Department of Labor. A proud partner of the [americanjobcenter](#) network.

Login

Español

Search CareerOneStop

Explore Careers

Find Training

Job Search

Find Local Help

Toolkit

Resources For



Explore career options

[Assessments](#)

[Career videos](#)

[Highest-paying careers](#)



Find training and education

[Schools and programs](#)

[Scholarships](#)

[Certifications](#)



Job search planning

[Resumes](#)

[Interviews](#)

[Job Finder](#)



Find local help and services

[American Job Centers](#)

[Unemployment](#)

[Specialized programs](#)

Resources for

Find career, training and job search resources just for you.

Career Changer

Military and Veterans

Worker with a Criminal
Conviction

Entry-level Worker

Businesses

55+ workers

Young Adult

Workers with
Disabilities

Para hispanohablantes

Career Advisors

Connecticut's Short Term Projections 2023-2025

<https://www1.ctdol.state.ct.us/lmi/digest/pdfs/cedmay24.pdf>

THE CONNECTICUT ECONOMIC DIGEST

Vol. 29 No. 5 A joint publication of Connecticut Department of Labor & Connecticut Department of Economic and Community Development

MAY 2024

IN THIS ISSUE...

Short-Term Employment Projected to Grow Modestly Through 2025 1-5

Economic Indicators on the Overall Economy 6
Individual Data Items 6-9
Comparative Regional Data 9
Economic Indicator Trends 10-11
Help Wanted OnLine 15
Business and Employment Changes Announced in the News Media 19
Labor Market Areas:
Nonfarm Employment 12-17
Sec. Adj. Nonfarm Employment 14
Labor Force 16
Hours and Earnings 16
Cities and Towns:
Labor Force 20-21
Housing Permits 22
Technical Notes 23
At a Glance 24

In March...

Nonfarm Employment
Connecticut 1,789,100
Change over month +0.28%
Change over year +1.12%

United States 158,133,000
Change over month +0.15%
Change over year +1.89%

Unemployment Rate
Connecticut 4.5%
United States 3.8%

Consumer Price Index
United States 312.332
Change over year +3.5%

May 2024

Short-Term Employment Projected to Grow Modestly Through 2025

By Matthew Krzyzack, Economist, Department of Labor

Connecticut's economy is projected to add almost 30,000 jobs through the end of the short-term projections period (2nd quarter 2025). In addition to that net increase, the state is projected to have over 425,000 openings across all occupational categories and every educational level. The industries driving this growth include Health Care, Educational Services, Manufacturing, and Transportation & Warehousing. Through 2025Q2, we project overall employment in Connecticut to increase by 1.6% from 1,824,865 to 1,854,557 including self-employment and unpaid family workers (UFW). The Goods-Producing sector is projected to grow by 2.1% and the Service-Providing sector is projected to grow by 1.5% over two years. This latter sector represents 86.6% of industry employment in the state. The current projections round spans the second quarter of 2023 to the second quarter of 2025.

Projections by Industry
Each year, the Office of Research at the Connecticut Department of Labor produces short-term employment projections by industry and occupation. Among the 20 industry groups shown in Figure 1 (page 3), 16 are projected to increase over two years and 4 are projected to decline. The largest increases are expected in Health Care (+9,255), Educational Services (+2,954), Manufacturing (+2,787), and Transportation & Warehousing (+2,692). The Health Care and Social Assistance sector is projected to add 10,049 jobs over the projections period with Health Care up 9,255. Health Care employment recovered its COVID-19 recession employment losses by the end of the 2023Q2 base quarter and has continued to steadily add jobs. The two-year Health Care projections have more than half of its growth occurring in its Ambulatory Health Care Services (NAICS 621) component industry, with expected employment gains of 5,189. Hospitals are projected to add 1,911 jobs and Nursing and Residential Care Facilities adding 2,155 jobs with approximately half of those in Skilled Nursing Facilities (+1,021). Projected Educational Services employment growth of 2,954 is mostly occurring in its two largest component industries, Elementary and Secondary Schools (NAICS 6111) and Colleges, Universities, and Professional Schools (NAICS 6113). Elementary and Secondary Schools, which account for 60% of employment in this sector, are projected to add 1,253 jobs (up 1.1%) while

Industry	2023 Q2 Base	2025 Q2 Projections	Emp Change	% Change
Total All Industries	1,824,865	1,854,557	29,692	1.6%
Self Employed & Unpaid Family Workers	131,835	134,858	3,023	2.3%
Goods Producing	227,077	231,951	4,874	2.1%
Natural Resources and Mining	6,009	6,413	404	6.7%
Construction	63,191	64,874	1,683	2.7%
Manufacturing	157,877	160,664	2,787	1.8%
Services Providing	1,465,953	1,487,748	21,795	1.5%
Wholesale Trade	60,784	60,664	-120	-0.2%
Retail Trade	165,783	164,404	-1,379	-0.8%
Transportation and Warehousing including Postal Service	72,750	75,442	2,692	3.7%
Utilities	4,953	5,022	69	1.4%
Information	31,079	30,241	-838	-2.7%
Finance and Insurance	98,349	96,483	-1,866	-1.9%
Real Estate and Rental and Leasing	19,616	19,844	228	1.2%
Professional, Scientific, and Technical Services	100,110	101,470	1,360	1.4%
Management of Companies and Enterprises	31,602	31,877	275	0.9%
Administrative and Support	90,338	91,926	1,588	1.8%
Educational Services	183,092	186,046	2,954	1.6%
Health Care	224,952	234,207	9,255	4.1%
Social Assistance	75,066	75,860	794	1.1%
Arts, Entertainment, and Recreation	29,997	31,446	1,449	4.8%
Accommodation and Food Services	127,162	129,517	2,355	1.9%
Other Services (except Government)	67,111	67,617	506	0.8%
Government excluding Education, Health Care, and Postal Service	83,209	85,682	2,473	3.0%

Connecticut's Short-Term Projections 2023-2025

<https://www1.ctdol.state.ct.us/lmi/digest/pdfs/cedmay24.pdf>

THE CONNECTICUT ECONOMIC DIGEST

Vol.29 No.5 A joint publication of Connecticut Department of Labor & Connecticut Department of Economic and Community Development

MAY 2024

IN THIS ISSUE...

Short-Term Employment Projected to Grow Modestly Through 2025 1-6

Economic Indicators on the Overall Economy 6

Individual Data Items 9

Comparative Regional Data 9

Economic Indicator Trends 10-11

Help Wanted On-Line 15

Business and Employment Changes Announced in the News Media 19

Labor Market Areas:

Nonfarm Employment 12-17

Sec. Adj. Nonfarm Employment 14

Labor Force 18

Hours and Earnings 18

Cities and Towns:

Labor Force 20-21

Housing Permits 22

Technical Notes 23

At a Glance 24

In March...

Nonfarm Employment

Connecticut 1,789,100

Change over month +0.28%

Change over year +1.12%

United States 158,133,000

Change over month +0.16%

Change over year +1.88%

Unemployment Rate

Connecticut 4.5%

United States 3.4%

Consumer Price Index

United States 312.322

Change over year +3.5%

May 2024

Short-Term Employment Projected to Grow Modestly Through 2025

By Matthew Krzyzack, Economist, Department of Labor

Connecticut's economy is projected to add almost 30,000 jobs through the end of the short-term projections period (2nd quarter 2025). In addition to that net increase, the state is projected to have over 425,000 openings across all occupational categories and every educational level. The industries driving this growth include Health Care, Educational Services, Manufacturing, and Transportation & Warehousing. Through 2025Q2, we project overall employment in Connecticut to increase by 1.6% from 1,824,865 to 1,854,557 including self-employment and unpaid family workers (UFW). The Goods-Producing sector is projected to grow by 2.1% and the Service-Providing sector is projected to grow by 1.5% over two years. This latter sector represents 86.6% of industry employment in the state. The current projections round spans the second quarter of 2023 to the second quarter of 2025.

Projections by Industry

Each year, the Office of Research at the Connecticut Department of Labor produces short-term employment projections by industry and occupation. Among the 20 industry groups shown in Figure 1 (page 3), 16 are projected to increase over two years and 4 are projected to decline. The largest increases are expected in Health Care (+9,255), Educational Services (+2,954), Manufacturing (+2,787), and Transportation & Warehousing (+2,692).

The Health Care and Social Assistance sector is projected to add 10,049 jobs over the projections period with Health Care up 9,255. Health Care employment recovered its COVID-19 recession employment losses by the end of the 2023Q2 base quarter and has continued to steadily add jobs. The two-year Health Care projections have more than half of its growth occurring in its Ambulatory Health Care Services (NAICS 621) component industry, with expected employment gains of 5,189. Hospitals are projected to add 1,911 jobs and Nursing and Residential Care Facilities adding 2,155 jobs with approximately half of those in Skilled Nursing Facilities (+1,021).

Projected Educational Services employment growth of 2,954 is mostly occurring in its two largest component industries, Elementary and Secondary Schools (NAICS 6111) and Colleges, Universities, and Professional Schools (NAICS 6113). Elementary and Secondary Schools, which account for 60% of employment in this sector, are projected to add 1,253 jobs (up 1.1%) while

Level of Educational Attainment	2023 Q2	2025 Q2	Emp. Change	% Change	Total Openings
Total All Occupations	1,824,865	1,854,557	29,692	1.6%	425,505
No formal educational credential	356,106	360,642	4,536	1.3%	117,771
High school diploma or equivalent	673,233	681,094	7,861	1.2%	162,577
Postsecondary non-degree award	119,694	122,855	3,161	2.6%	29,432
Some college, no degree	59,677	60,202	525	0.9%	13,763
Associate's degree	38,113	39,308	1,195	3.1%	8,077
Bachelor's degree	481,032	490,201	9,169	1.9%	79,193
Master's degree	40,159	41,804	1,645	4.1%	7,088
Doctoral or professional degree	56,851	58,451	1,600	2.8%	7,604

www.mynextmove.org



What do you want to do for a living?



"I want to be a ..."

"I'll know it when I see it."

"I'm not really sure."

Search careers with key words.

Describe your dream career in a few words:



Examples: doctor, build houses

Browse careers by industry.

There are over 900 career options for you to look at. Find yours in one of these industries:



Discover your interests.

Answer questions about the type of work you might enjoy. We'll suggest careers that match your interests and training.

Start 

Still not sure? Check out careers in these groups:



See all careers



Bright Outlook



Career Clusters



Careers sorted by Interests



Job Preparation

Are you a veteran looking for work?

[My Next Move for Veterans](#) helps you find a civilian career similar to your military job.

¿Habla español?

[Mi Próximo Paso](#) incluye tareas, aptitudes, información sobre salarios y más de 900 carreras diferentes.



What do you want to do for a living?



"I want to be a ..."

"I'll know it when I see it."

"I'm not really sure."



Search careers with key words.

Describe your dream career in a few words:



Examples: doctor, build houses



Browse careers by industry.

There are over 900 career options for you to look at. Find yours in one of these industries:

Administration & Support Services



Discover your interests.

Answer questions about the type of work you might enjoy. We'll suggest careers that match your interests and training.

Start



Still not sure? Check out careers in these groups:



See all careers



Bright Outlook



Career Clusters



Careers sorted by Interests



Job Preparation

Are you a veteran looking for work?

[My Next Move for Veterans](#) helps you find a civilian career similar to your military job.

¿Hable español?

[Mi Próximo Paso](#) incluye tareas, aptitudes, información sobre salarios y más de 900 carreras diferentes.

MY NEXT MOVE

o-net



cutting tools
metal stock
measure dimensions
operate machine
computer
realistic interests
test product
blueprint
clean equipment repair

Tool & Die Makers

[Print](#) [Share](#)

Also called: Tool and Die Machinist, Tool and Die Maker, Tool and Fixture Specialist, Tool Maker

What they do:

Analyze specifications, lay out metal stock, set up and operate machine tools, and fit and assemble parts to make and repair dies, cutting tools, jigs, fixtures, gauges, and machinists' hand tools.

On the job, you would:

- Verify dimensions, alignments, and clearances of finished parts for conformance to specifications, using measuring instruments such as calipers, gauge blocks, micrometers, or dial indicators.
- Set up and operate conventional or computer numerically controlled machine tools such as lathes, milling machines, or grinders to cut, bore, grind, or otherwise shape parts to prescribed dimensions and finishes.
- Visualize and compute dimensions, sizes, shapes, and tolerances of assemblies, based on specifications.

KNOWLEDGE

Engineering and Technology

- mechanical
- design

Math and Science

- arithmetic, algebra, geometry, calculus, or

SKILLS

Basic Skills

- keeping track of how well people and/or groups are doing in order to make improvements
- thinking about the pros and cons of different ways to solve a problem

ABILITIES

Hand and Finger Use

- hold or move items with your hands
- put together small parts with your fingers

Ideas and Logic

- notice when problems happen



Arts and Humanities

- English language

PERSONALITY

People interested in this work like activities that include **practical, hands-on** problems and solutions.

They do well at jobs that need:

- **Attention to Detail**
- **Dependability**
- **Persistence**
- **Cooperation**
- **Independence**
- **Initiative**

TECHNOLOGY

You might use software like this on the job:

Computer aided design CAD software

- Bentley MicroStation 🔥
- Dassault Systemes SolidWorks 🔥

Presentation software

- Microsoft PowerPoint 🔥

Computer aided manufacturing CAM software

- 1CadCam Unigraphics
- OPEN MIND Technologies hyperMILL

EDUCATION

certificate after high school or
high school diploma/GED
usually needed

Get started on your career:

- Find Training
- Find Certifications
- Find Licenses
- Apprenticeship.gov

JOB OUTLOOK

Below Average

New job opportunities
are **less likely** in the
future.

SALARY:

\$61,490

\$40,560

\$81,720

- Check out my state
- Local Salary Info
- Find Jobs

EXPLORE MORE

- [Cutting, Punching, & Press Machine Setters, Operators, & Tenders, Metal & Plastic](#)
- [Grinding & Polishing Workers, Hand](#)
- [Lathe & Turning Machine Tool Setters, Operators, & Tenders, Metal & Plastic](#)
- [Model Makers, Metal & Plastic](#)
- [Tool Grinders, Filers, & Sharpeners](#)

You might like a career in one of these industries:

- [Manufacturing](#)

[See more details at O*NET OnLine](#) about tool and die makers.

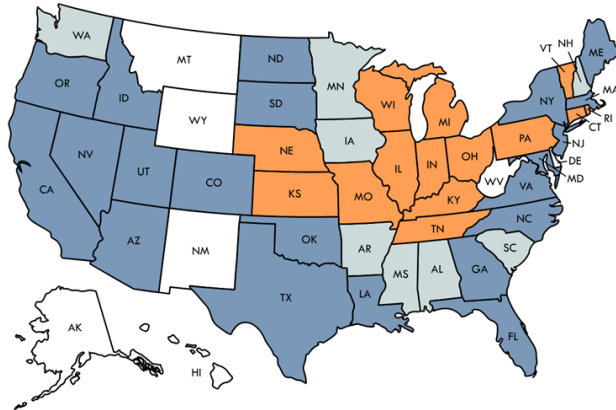


Tool & Die Makers

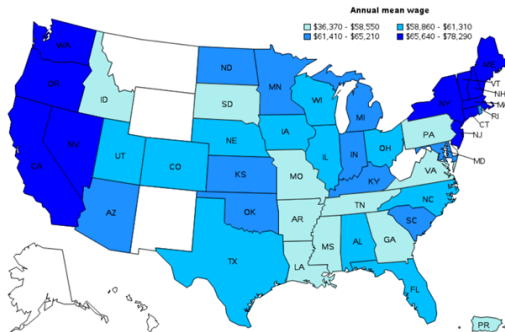
Looking to move? Some states have more opportunities for this type of work than others.

- **Orange** states have an **above average** share of this career in their workforce.
- **Blue** states have a **below average** share of this career in their workforce.

Map [Table](#)



Annual mean wage of tool and die makers, by state, May 2023




Blank areas indicate data not available.

Top paying states for Tool and Die Makers:

State	Employment ⁽¹⁾	Employment per thousand jobs	Location quotient ⁽⁹⁾	Hourly mean wage	Annual mean wage ⁽²⁾
Washington	1,130	0.32	0.84	\$ 37.64	\$ 78,290
Oregon	280	0.14	0.37	\$ 35.92	\$ 74,710
Maine	90	0.14	0.38	\$ 34.75	\$ 72,290
Connecticut	1,880	1.13	2.95	\$ 34.31	\$ 71,360
Vermont	170	0.56	1.46	\$ 33.63	\$ 69,950



www.myskillsmyfuture.org








mySkills myFuture

a careeronestop website

A proud partner of the americanjobcenter network.

[Español](#)








- 1 Tell us a job you've had.
- 2 We'll find careers with similar skills.
- 3 Pick a career and explore!


Build a bridge to your new career.


Enter your current or past job.


FIND MY CAREER MATCHES

Already know the career you want to explore? [Select a Career](#)




 Watch Help Video


 Tell Us What You Think

 New to the Workforce?
Go to MY NEXT MOVE

[Get Video Help](#) | [About Us](#) | [Contact Us](#) | [Go to CareerOneStop](#) | [Site Privacy](#) | [Accessibility](#) | [Site Map](#) | [Tell Us What You Think](#) | [Developers](#)



mySkills myFuture is sponsored by the U.S. Department of Labor, Employment and Training Administration
mySkills myFuture is a CareerOneStop Website
Copyright © 2025 State of Minnesota v.2.1.1



mySkills myFuture

a careeronestop website

A proud partner of the americanjobcenter network.

[Español](#)
[?](#)
[?](#)

[f](#) [t](#) [in](#)


- 1 Tell us a job you've had.
- 2 We'll find careers with similar skills.
- 3 Pick a career and explore!

Build a bridge to your new career.

Enter your current or past job.

FIND MY CAREER MATCHES

Already know the career you want to explore? [Select a Career](#)




[Watch Help Video](#)


[Tell Us What You Think](#)

[New to the Workforce?](#)
Go to **MY NEXT MOVE**

[Get Video Help](#) | [About Us](#) | [Contact Us](#) | [Go to CareerOneStop](#) | [Site Privacy](#) | [Accessibility](#) | [Site Map](#) | [Tell Us What You Think](#) | [Developers](#)



mySkills myFuture is sponsored by the U.S. Department of Labor, Employment and Training Administration
mySkills myFuture is a CareerOneStop Website
Copyright © 2025 State of Minnesota v.2.1.1



mySkills myFuture

a careeronestop website

A proud partner of the americanjobcenter network.

[Español](#)
[?](#)
[EJ](#)

[my](#)
[JOL](#)

[f](#)
[t](#)
[in](#)



[Start](#)
[Career Matches](#)

The careers below may be a good match for

Economists

United States

Choose a Location Within [GO](#)

Occupation	Job Listings	Typical Wage	Typical Education
Economics Teachers, Postsecondary Teach courses in economics. Includes both teachers primarily engaged in teaching and those who do a Compare Skills	See Job Listings Find Businesses	Not Available Hourly Annual	Doctoral or professional degree Find Training
Business Intelligence Analysts  Produce financial and market intelligence by querying data repositories and generating periodic Compare Skills	See Job Listings Find Businesses	\$38 - \$71	Bachelor's degree Find Training
Environmental Economists Conduct economic analysis related to environmental protection and use of the natural environment, Compare Skills	See Job Listings Find Businesses	\$40 - \$80	Master's degree Find Training
Business Teachers, Postsecondary  Teach courses in business administration and management, such as accounting, finance, human Compare Skills	See Job Listings Find Businesses	Not Available	Doctoral or professional degree Find Training
Survey Researchers Plan, develop, or conduct surveys. May analyze and interpret the meaning of survey data, determine Compare Skills	See Job Listings Find Businesses	\$20 - \$39	Master's degree Find Training

[↶](#)
[🔍](#)
[↷](#)



a careeronestop website

A proud partner of the americanjobcenter network.

Español



Start

Career Matches



The careers below may be a good match for

Economists

United States

► Narrow Your Results

Choose a Location Connecticut

Within

Distance

GO

Occupation

Job Listings

Typical Wage

Hourly

Annual

Typical Education

Economics Teachers, Postsecondary

Teach courses in economics. Includes both teachers primarily engaged in teaching and those who do a

[Compare Skills](#)

[See Job Listings](#)

[Find Businesses](#)

Not Available

Doctoral or professional degree

[Find Training](#)

Business Intelligence Analysts

Produce financial and market intelligence by querying data repositories and generating periodic

[Compare Skills](#)

[See Job Listings](#)

[Find Businesses](#)

\$38 - \$71

Bachelor's degree

[Find Training](#)

Environmental Economists

[See Job Listings](#)

\$40 - \$80

Master's degree





Español



Start

Career Matches

The careers below may be a good match for

Economists

Connecticut

Narrow Your Results

Choose a Location

Connecticut

Within

Distance

GO

Occupation

Job Listings

Typical Wage

Typical Education

Hourly

Annual

Economics Teachers, Postsecondary

Teach courses in economics. Includes both teachers primarily engaged in teaching and those who do a

[Compare Skills](#)[See Job Listings](#)[Find Businesses](#)

Not Available

Doctoral or professional degree

[Find Training](#)Business Intelligence Analysts

Produce financial and market intelligence by querying data repositories and generating periodic

[Compare Skills](#)[See Job Listings](#)[Find Businesses](#)

\$37 - \$74

Bachelor's degree

[Find Training](#)Environmental Economists

Conduct economic analysis related to environmental protection and use of the natural environment,

[Compare Skills](#)[See Job Listings](#)[Find Businesses](#)

\$42 - \$66

Master's degree

[Find Training](#)Business Teachers, Postsecondary

Teach courses in business administration and management, such as accounting, finance, human


[Compare Skills](#)[See Job Listings](#)[Find Businesses](#)

Not Available

Doctoral or professional degree

[Find Training](#)





Start Career Matches Selected Career **Jobs** Go to Employers Go to Training Go to Compare Skills

142 jobs by  found for
Business Intelligence Analysts
Connecticut

Change the job posting source
NLx

Sort by:
Date Posted: New to Old

Choose a Location Within

Job Title	Company	Location	Date Posted
Operations Analyst, Global Partnerships & Content	Meta  Federal Contractor	Hartford, CT	03/13/2025
<input type="button" value="Apply for Job"/>			
Product Growth Analyst	Meta  Federal Contractor	Hartford, CT	03/13/2025
<input type="button" value="Apply for Job"/>			
Sr Data Analyst - Remote	UnitedHealth Group  Federal Contractor	Hartford, CT	03/13/2025
<input type="button" value="Apply for Job"/>			
People Analytics Co-Op	Ford Motor Company  Federal Contractor	Hartford, CT	03/13/2025
<input type="button" value="Apply for Job"/>			

www.ctapprenticeship.com

Becoming a Registered Apprentice requires a few steps:

1. Registered Apprentices start by finding a job at a sponsor company. CTDOL's Office of Apprenticeship Training does not place people in Registered Apprenticeships.
2. Go to www.ctapprenticeship.com. The excel file labeled "Apprenticeship Sponsor" is a list of all the active sponsor companies, their trades, and where they are located.
3. Start your job search. Contact the companies in your area of interest to see if they have any Registered Apprenticeship job opportunities. Not all of the companies on the Apprenticeship Sponsor list have job openings; some may already have Registered Apprentices; others may be hiring. Remember, CTDOL does not place people in Registered Apprenticeships. It's up to the worker to get the job. Need resume assistance or want to update your interview skills? An [American Job Center](#) can assist you.

Division Phone: (860) 263-6085

Email: dol.apprenticeship@ct.gov

www.ctlearnsandworks.com

Registration is Open... Connecticut Learns and Works Conference

NAVIGATING THE CHANGING LANDSCAPES OF WORK AND EXPLORING NEW OPPORTUNITIES



Friday, May 9th | 7:30 AM - 3:00 PM

Water's Edge Resort and Spa | 1525 Boston Post Rd. Westbrook, CT

Registration Fee: \$195

Feel free to call (860) 263-6275 or email at com@ct.gov if you would like to be added to the list to receive notification when the registration is open.

REGISTER NOW!

Presentations from October 2024 Breakfast Symposium

Friday, October 18, 2024

CT State Community College, 900 Lafayette Boulevard, Bridgeport, CT 06604

USING AI IN CAREER DEVELOPMENT practice: POSSIBILITIES AND PITFALLS

Linda L. Kobylarz, M.Ed.

Caillin A. Grant, MS

Impact of Gen AI in Enhancing Campus Recruitment and Career Success

Dr. Garrison Leykam


AI and Career Guidance: Elevating Your Career Using Generative AI

AI and Career Prompts

Dave Ferreira, Ed.D



<https://www1.ctdol.state.ct.us/lmi/careerpaths.asp>



https://www.jobapscloud.com/CT/



Welcome to the State of Connecticut Executive Branch Online Employment Center! The State of Connecticut offers a variety of careers in healthcare, engineering, IT, skilled trades, public safety, and more.

The State of Connecticut offers its employees generous benefits, career development, and an opportunity to create lasting impacts on your state and community.

Start with Us! Stay with Us! Grow with Us!

[Applicant Tips to Apply](#) [Applicant Reference Library](#) [Military Talent](#)

Follow us on:
[f](#) [x](#) [in](#) [v](#) [e](#)

State Job Assistance



Narrow Your Job Search

You can search the Job Classes table to narrow the list of results.

[SEARCH JOB CLASSES](#)



Personal Status Board

Log onto your My Applications page to view all of your applications.

[START NOW](#)



New User Registration

Set up your Personal Status Board where you can create a Master Application.

[REGISTER TODAY](#)



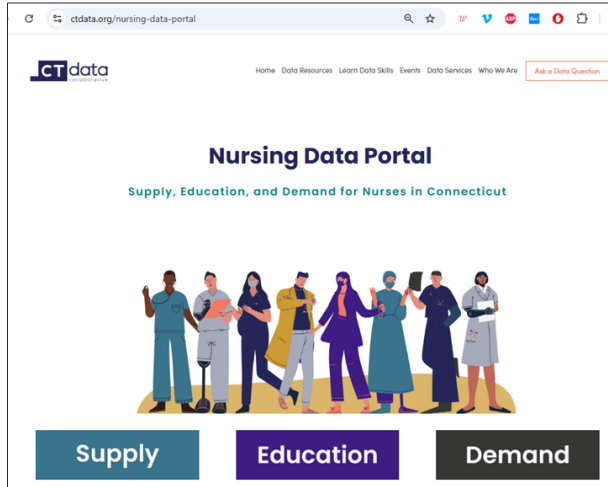
How Do I

Choose a help topic to get answers to frequently asked questions.

[CHOOSE A HELP TOPIC](#)

[⚡ Open Job Quick Links](#)

Other Resources: CTData.Org




Other Resources: AdvanceCT.org

ADVANCECT
CONNECTICUT


MENU

HOME / OUR ECONOMY / KEY INDUSTRIES / ADVANCED MANUFACTURING

 **CONNECTICUT IS LEADING THE WAY IN ADVANCED MANUFACTURING**

Connecticut is home to manufacturing pioneers — from multinational OEMs to leading suppliers of components, composites, and related services of all types. Together, they form one of America's most successful and forward-thinking advanced manufacturing ecosystems — powering today's advances and innovation in precision processes, breakthrough fabrications, and patented products.

More than **4,400 manufacturing establishments** are located in Connecticut¹, **employing over 156,000 people**² and generating nearly 11% of the state's total GSP³ (gross state product). Connecticut has the **7th highest proportion of STEM-related fields and jobs in the U.S.**⁴, with this skilled workforce driving some of the densest advanced manufacturing concentrations in the country in **Groton-New London — ranked one of the top 10 manufacturing hubs in the nation**⁵ — Stratford, and East Hartford⁶.



"I've run businesses for Lockheed Martin in a number of states including Florida and New Jersey and Maryland, and Connecticut has been the most friendly state. Flat out, we've had the most communication with the political establishment, the governor and the senators."

— Paul Lemmo, Head of Lockheed Martin IWSS

Index of Resources

- CT DOL Research Office - <https://www1.ctdol.state.ct.us/lmi/index2.asp>
- Help Wanted Online - <https://www1.ctdol.state.ct.us/lmi/hwol.asp>
- Business and Employment Change in Media - <https://www1.ctdol.state.ct.us/lmi/busemp.asp>
- CT Employer Search - www1.ctdol.state.ct.us/lmi/empsearch.asp
- CT Occupational Projections - www1.ctdol.state.ct.us/lmi/projections.asp
- Career One Stop – www.careeronestop.org
- CT Occupations in Demand - <https://www1.ctdol.state.ct.us/lmi/hotnot.asp>
- CT Education and Training ConneCTion – www.CTtraining.info
- American Job Centers – www.JobCenterCT.com
- CT Hires – www.CTHires.Com
- My Next Move – www.MyNextMove.org
- My Skills My Future - <https://www.myskillsmyfuture.org>
- Occupational Outlook Handbook - <https://www.bls.gov/ooh/>



“Hey, buddy, when life gives you lemons, ask me for startup capital and we can get into the fruit-flavored-beverage market.”

Connecticut Dept. of Labor Office of Research

Patrick J. Flaherty
Office of Research, Department of Labor
200 Folly Brook Blvd.
Wethersfield, CT 06109
Patrick.Flaherty@ct.gov
860-263-6281
www.ctworkforce.info