



CONNECTICUT Labor

Labor Market Update


Connecticut Learns and Works

Bridgeport, Connecticut

Patrick J. Flaherty

Connecticut Department of Labor

October 18, 2024

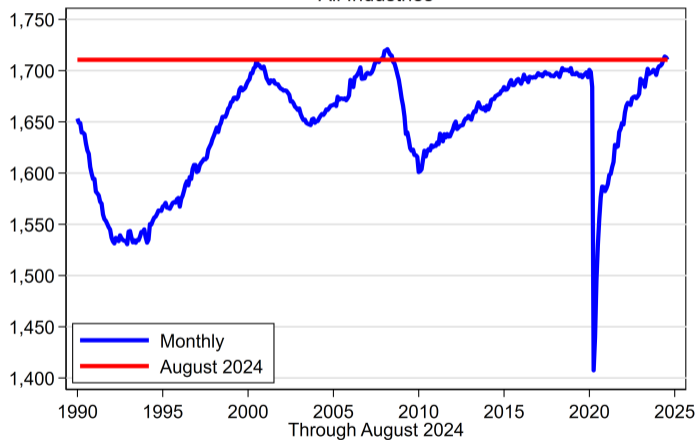


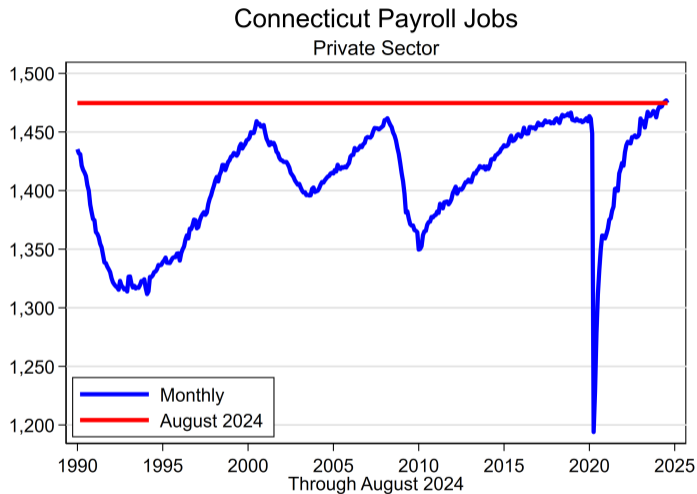
Outline

- 1 Current Connecticut Labor Market
- 2 Job Postings
 - All Industries
 - Computer Occupations
- 3 Connecticut Demographics and Migration
 - Population
 - Employment
 - Wages

Connecticut Payroll Jobs

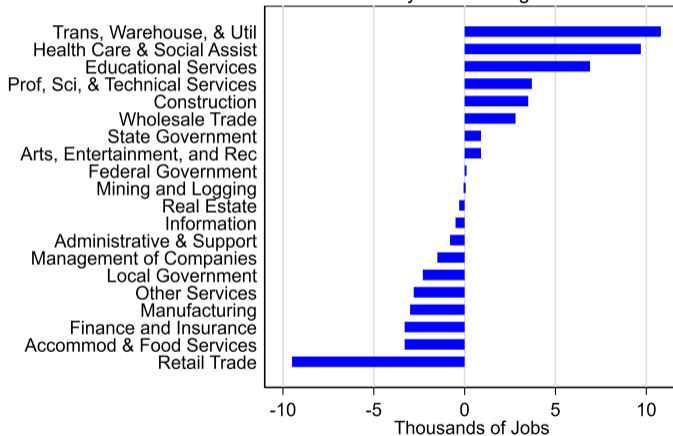
All Industries





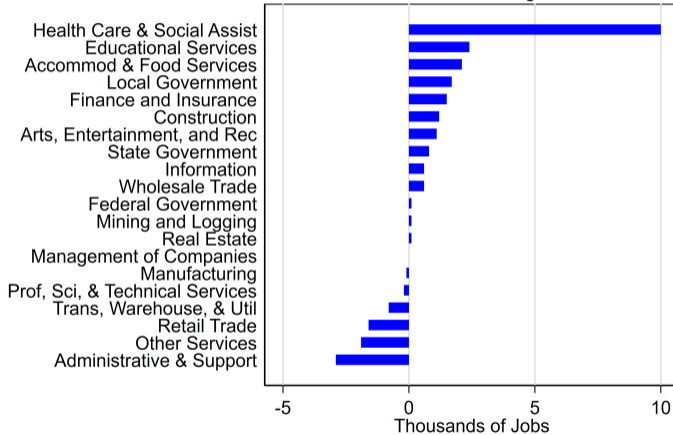
Connecticut Employment Change

February 2020 to August 2024

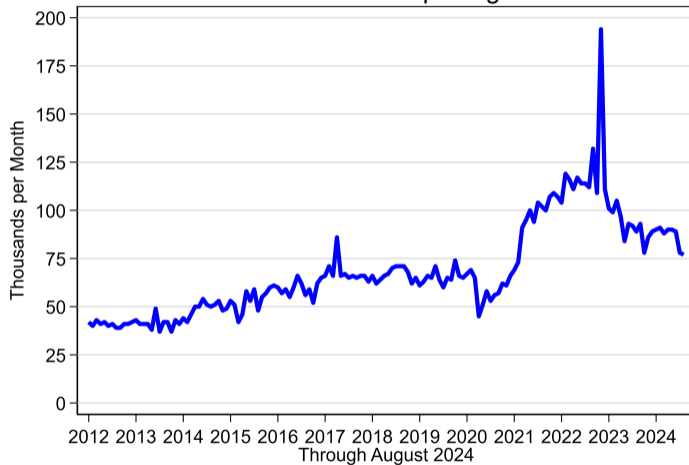


Connecticut Employment Change

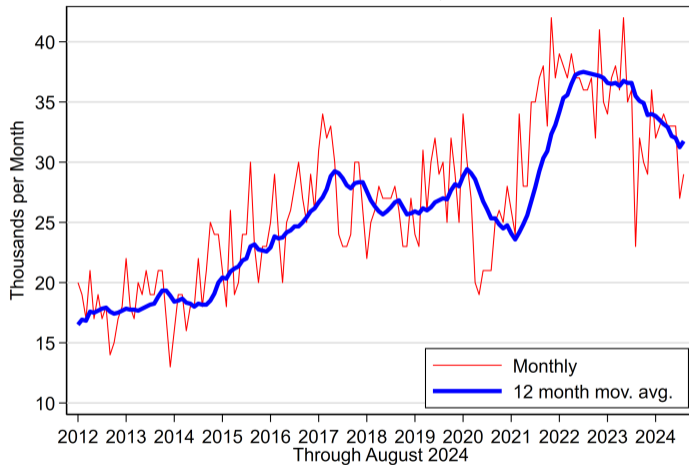
December 2023 to August 2024



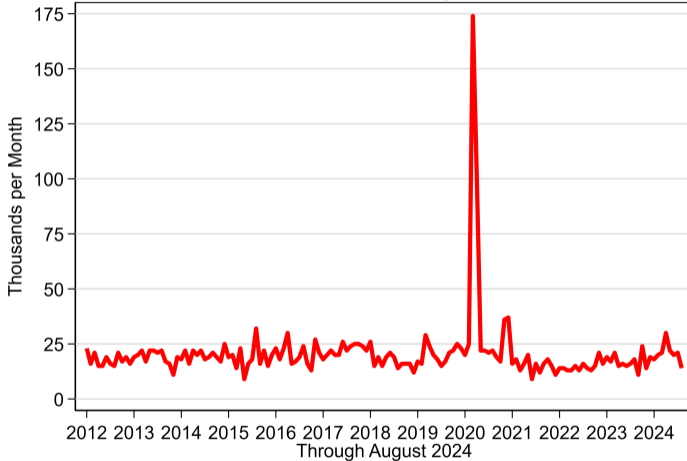
Connecticut Openings



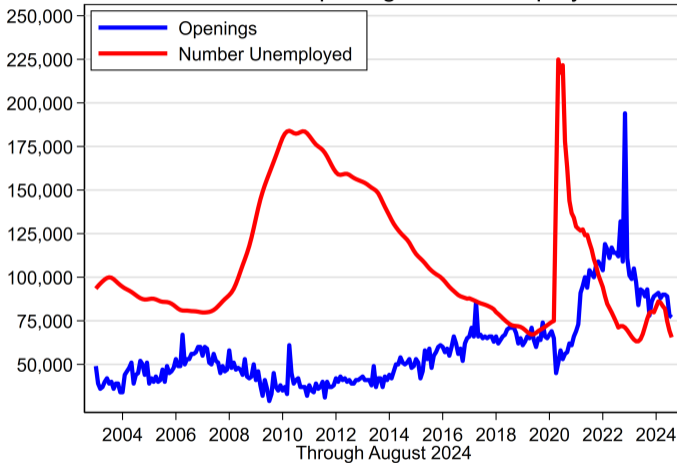
Connecticut Quits



Connecticut Layoffs



Connecticut Openings and Unemployed



Outline

- 1 Current Connecticut Labor Market
- 2 Job Postings
 - All Industries
 - Computer Occupations
- 3 Connecticut Demographics and Migration
 - Population
 - Employment
 - Wages

Outline

- 1 Current Connecticut Labor Market
- 2 **Job Postings**
 - **All Industries**
 - Computer Occupations
- 3 Connecticut Demographics and Migration
 - Population
 - Employment
 - Wages

Connecticut Job Postings by Industry

Industry	Job Ads
Total	79,160
Health Care and Social Assistance	15,934
Retail Trade	8,639
Manufacturing	6,433
Pro., Sci., & Tech. Services	5,215
Finance and Insurance	5,026
Educational Services	4,066
Accommodation and Food Services	3,493
Administrative and Support	2,455
Wholesale Trade	2,333
Other Services (except Public Admin.)	2,063
Construction	1,826
Transportation and Warehousing	1,667
Information	1,630
Public Administration	1,448
Real Estate and Rental and Leasing	1,178
Utilities	627
Arts, Entertainment, and Recreation	617
Management	214
Agriculture	106
Mining, Quarrying, and Extraction	92
Unspecified	14,098


Occupations with the Most Connecticut Job Postings

Occupation	Ads
Registered Nurses	4,397
Retail Salespersons	3,024
Home Health & Personal Care Aides	1,770
Supervisors of Retail Sales Workers	1,607
Customer Service Representatives	1,214
Sales Representatives, Wholesale & Manufacturing	1,118
General & Operations Managers	1,092
Secretaries & Administrative Assistants	1,059
Medical & Health Services Managers	1,021
Heavy & Tractor-Trailer Truck Drivers	1,001
Software Developers	944
Computer Occupations, All Other	937
Fast Food & Counter Workers	898

Outline

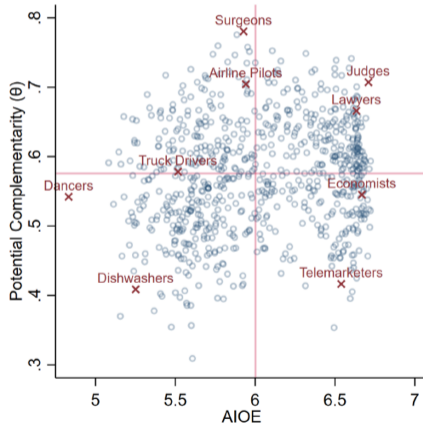
- 1 Current Connecticut Labor Market
- 2 Job Postings
 - All Industries
 - Computer Occupations
- 3 Connecticut Demographics and Migration
 - Population
 - Employment
 - Wages

David Wright @GLEGAROOONS



AI Exposure (AIOE) and Potential Complementarity

Each Dot is an Occupation



Connecticut Job Postings for Computer Occupations

00-0000	Total Across All Occupations	4,039
15-1299	Computer Occupations, All Other	941
15-2051	Data Scientists	436
15-1232	Computer User Support Specialists	396
15-1243	Database Architects	223
15-1211	Computer Systems Analysts	185
15-1242	Database Administrators	159
15-1241	Computer Network Architects	126
15-2031	Operations Research Analysts	102
15-2011	Actuaries	98
15-1244	Network and Computer Systems Administrators	74
15-1251	Computer Programmers	73
15-1212	Information Security Analysts	69
15-1253	Software Quality Assurance Analysts and Testers	63
15-1254	Web Developers	54
15-1255	Web and Digital Interface Designers	43
15-2041	Statisticians	22
15-1221	Computer and Information Research Scientists	20
15-1231	Computer Network Support Specialists	7

Connecticut Employers

With Most Job Postings for Computer Occupations

Total Ads	4,039
Travelers	186
Accenture	116
CVS Health	115
The Hartford	89
Cigna	77
Apple	72
Ernst & Young	64
Infosys	61
Marriott International	61
GovCIO	60
US Dept. of the Treasury	60
Arinc International Of Canada	56
Eversource Energy	51
Lumen Technologies	44
Raytheon Technologies	41

Specialized Skills

Most Often Mentioned in Connecticut Job Postings for Computer Occupations

Computer Science	1,088
SQL (Programming Language)	803
Agile Methodology	768
Python (Programming Language)	742
Project Management	719
Automation	627
Amazon Web Services	594
Data Analysis	569
Microsoft Azure	482
Software Engineering	481
Application Programming Interface (API)	470
Workflow Management	447
Software Development	416
Business Requirements	415
Scalability	406
Artificial Intelligence	390
Continuous Improvement Process	364
Java (Programming Language)	361
Business Process	352
JavaScript (Programming Language)	328

Educational Requirements

In Connecticut Job Postings for Computer Occupations

Total Ads	4,039
High school or GED	412
Associate's degree	254
Bachelor's degree	2,321
Master's degree	113
Ph.D. or professional degree	21
No Min. Education Level Listed	918

Outline

- 1 Current Connecticut Labor Market
- 2 Job Postings
 - All Industries
 - Computer Occupations
- 3 Connecticut Demographics and Migration**
 - Population
 - Employment
 - Wages

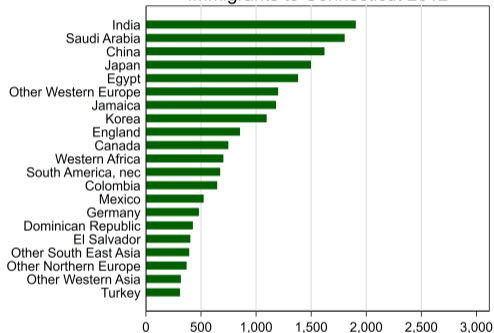
Outline

- 1 Current Connecticut Labor Market
- 2 Job Postings
 - All Industries
 - Computer Occupations
- 3 Connecticut Demographics and Migration**
 - Population**
 - Employment
 - Wages

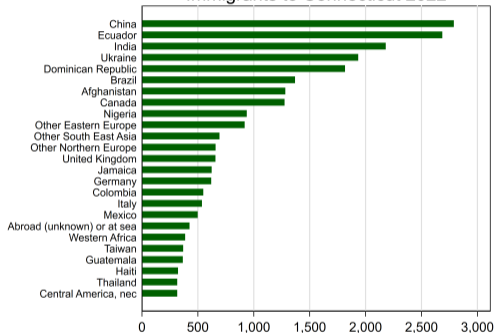
Connecticut Population Change

	2020 to 2023	2022 to 2023
Change	+11,264	+8,470
Births	112,936	34,957
Deaths	114,184	32,842
Net Migration		
Domestic	-21,485	-9,016
International	+37,453	+15,264

Immigrants to Connecticut 2012



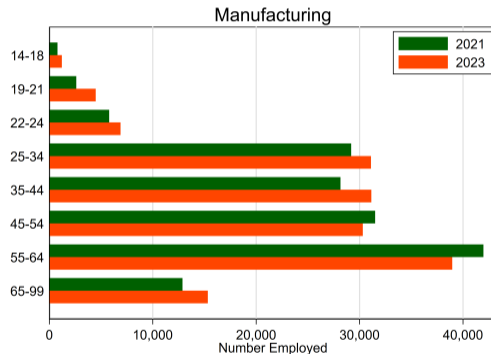
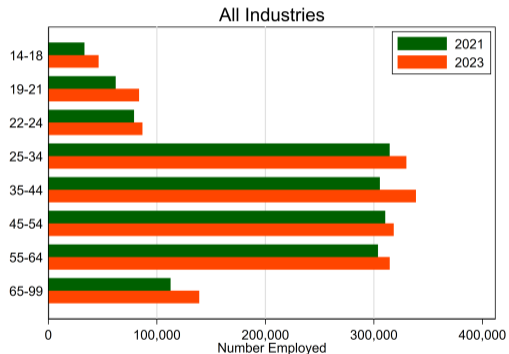
Immigrants to Connecticut 2022



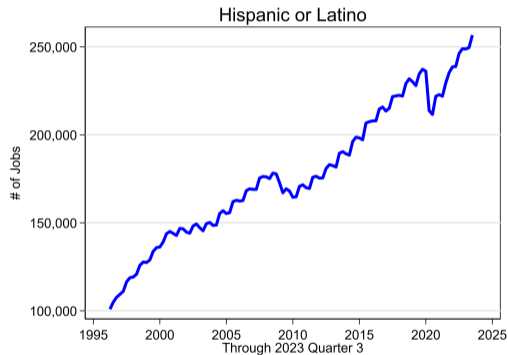
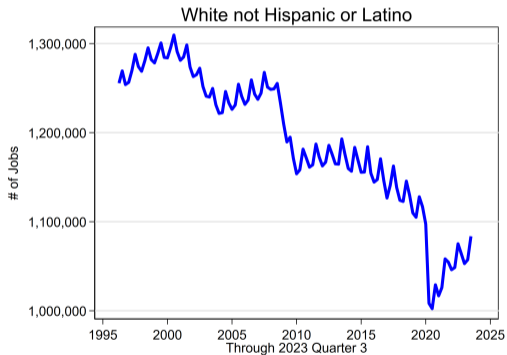
Outline

- 1 Current Connecticut Labor Market
- 2 Job Postings
 - All Industries
 - Computer Occupations
- 3 Connecticut Demographics and Migration**
 - Population
 - Employment**
 - Wages

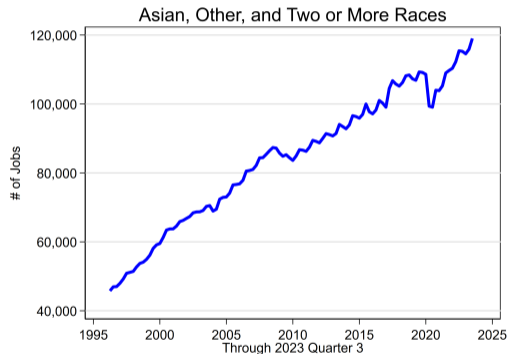
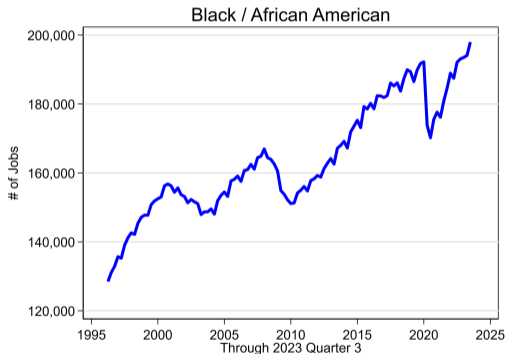
Connecticut Employment by Age Group



Connecticut Employment

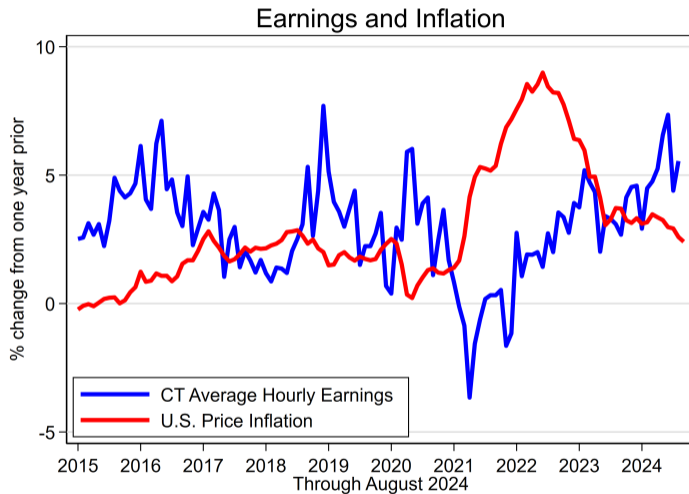


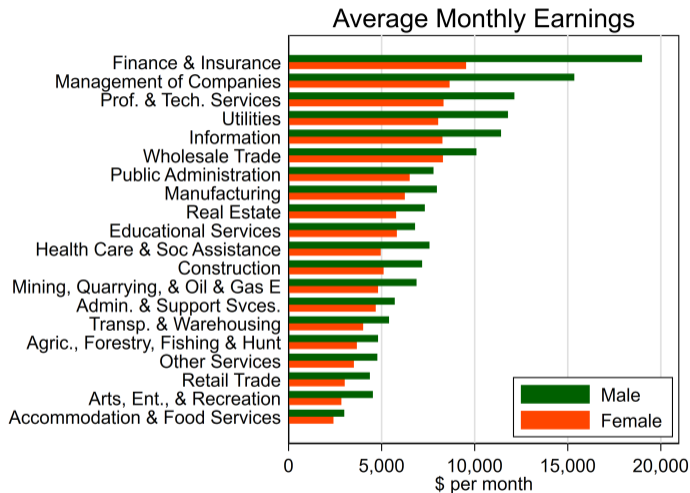
Connecticut Employment



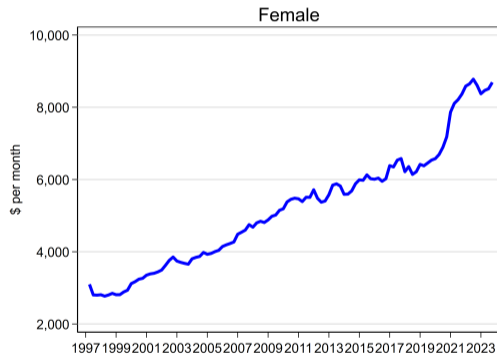
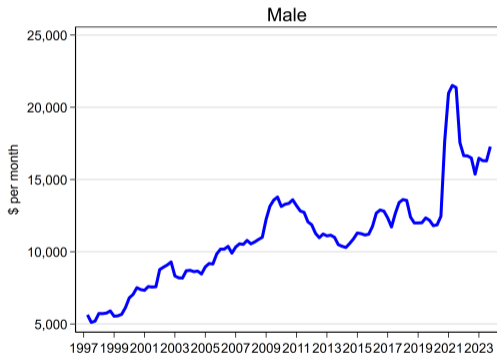
Outline

- 1 Current Connecticut Labor Market
- 2 Job Postings
 - All Industries
 - Computer Occupations
- 3 Connecticut Demographics and Migration**
 - Population
 - Employment
 - Wages**

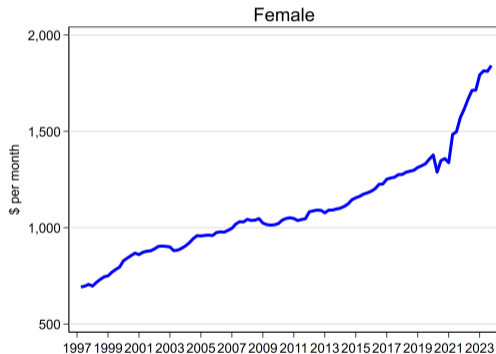
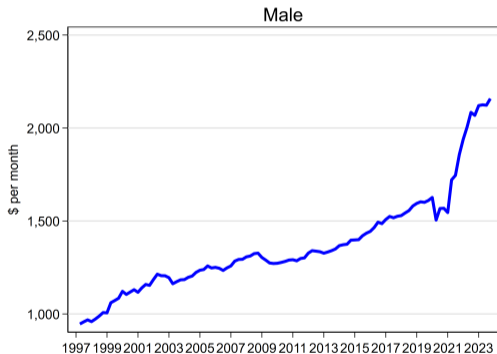




Average Earnings New Hires Finance & Insurance



Average Earnings New Hires Accommodation & Food Service



Connecticut Dept. of Labor Office of Research

Patrick J. Flaherty
Office of Research, Department of Labor
200 Folly Brook Blvd.
Wethersfield, CT 06109
Patrick.Flaherty@ct.gov
860-263-6281
www.ctworkforce.info
www.Facebook.com/CTLMI