




# Connecticut Labor Force Data for Affirmative Action Plans 2nd Qtr - 2008

*“All of us do not have equal talent, but all of us should have an equal opportunity to develop our talents.”*  
John F. Kennedy

Opportunity • Guidance • Support



A Partner in CTWORKS



## Connecticut Data for Affirmative Action Plans

**Connecticut Data for Affirmative Action Plans** provides labor force information for Connecticut and its nine labor market areas (LMAs). The data presented are designed to meet the requirements of the Office of Federal Contract Compliance Programs (OFCCP) and/or the Connecticut Commission on Human Rights and Opportunities (CHRO) for companies, State agencies, and municipalities that submit an Affirmative Action Plan.

If you are completing an Affirmative Action Plan for a private company and you require regulations/guidelines to assist you in setting up your plan, please contact the OFCCP at (860) 240-4277.

If you are completing an Affirmative Action Plan for a State agency, municipality, or any political subdivision, and you require regulation guidelines for setting up your plan, please contact the CHRO, Office of Diversity Programs at (860) 541-3400 or visit their contract compliance website at: [http://www.ct.gov/chro/taxonomy/ct\\_taxonomy.asp?DLN=45583&chroNav=1455851](http://www.ct.gov/chro/taxonomy/ct_taxonomy.asp?DLN=45583&chroNav=1455851)

To order Equal Employment Opportunity posters at no charge, please contact either the OFCCP or the CHRO at the numbers listed above.

If you need a listing of minority/female owned businesses, visit the Department of Administrative Services, Supplier Diversity Program's website at: <http://www.biznet.ct.gov/DASOpenAccess/SupplierDiversity/SDSearch.aspx>

**Acknowledgement:** John B. Toomey, Jr., Dana W. Placzek, and Cynthia L. DeLisa prepared this report for publication.

This publication is available online at: <http://www.ctdol.state.ct.us/lmi>

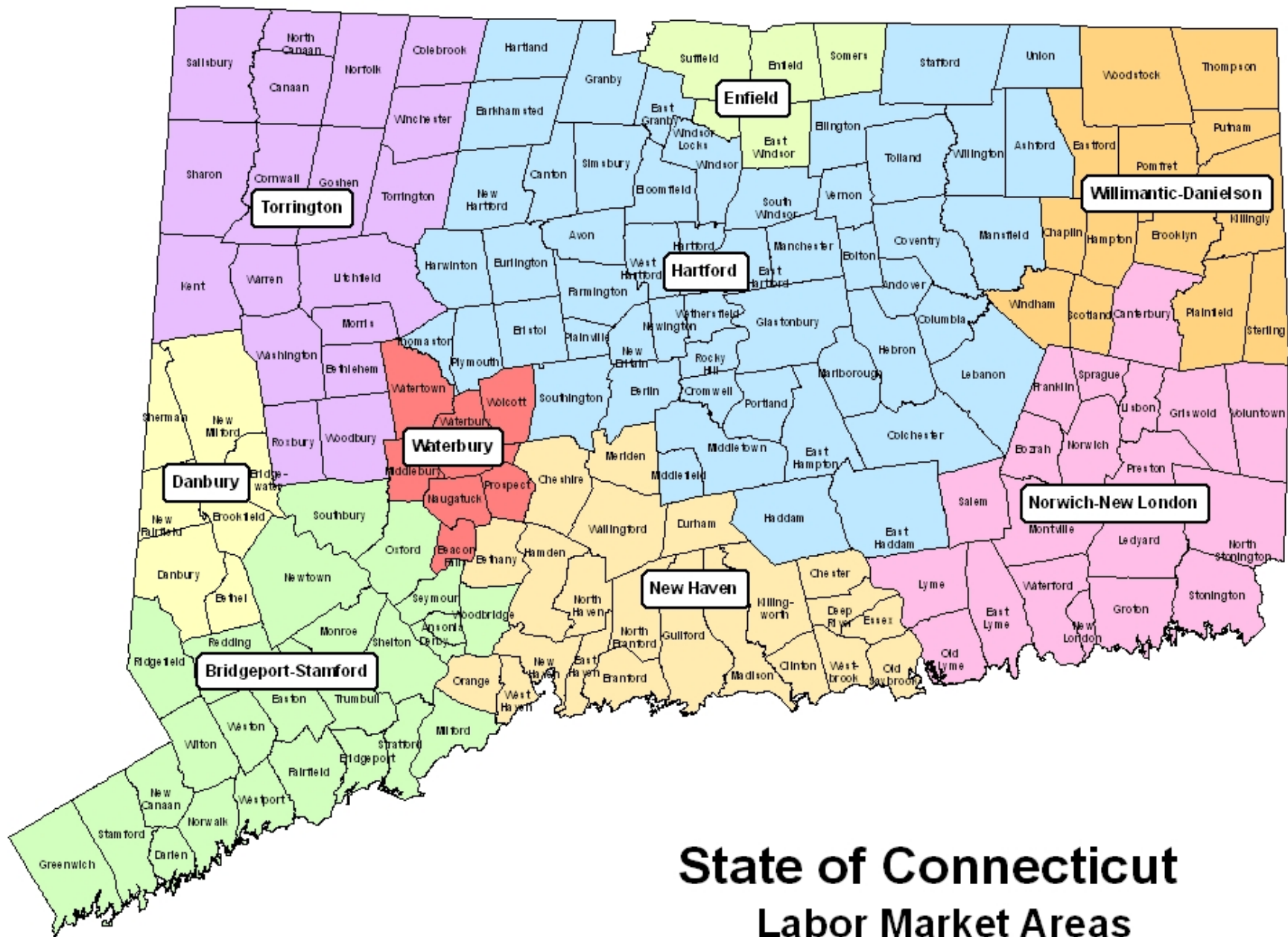


# Connecticut Data for Affirmative Action Plans

## TABLE OF CONTENTS

<b>Connecticut Map</b> .....	<b>1</b>
Shows boundaries and town composition of Connecticut's labor market areas	
<b>Estimated Total, Minority and Female Unemployment</b> .....	<b>2</b>
Includes estimates of total State unemployment and of unemployed job seekers registered with the <i>CTWorks</i> Career Centers	
<b>Connecticut Job Seekers by Occupational Group</b> .....	<b>3</b>
A graph showing the proportion of job seekers by major occupational group	
<b>Characteristics of Job Seekers (Statewide and LMAs)</b> .....	<b>4-43</b>
Provides information on the broad occupational skills of job seekers, including female and minority job seekers, registered with the local <i>CTWorks</i> Career Centers	
<b>CONNECTICUT - STATEWIDE</b> .....	<b>4-7</b>
<b>Bridgeport-Stamford Labor Market Area</b> .....	<b>8-11</b>
<b>Danbury Labor Market Area</b> .....	<b>12-15</b>
<b>Enfield Labor Market Area</b> .....	<b>16-19</b>
<b>Hartford Labor Market Area</b> .....	<b>20-23</b>
<b>New Haven Labor Market Area</b> .....	<b>24-27</b>
<b>Norwich-New London Labor Market Area</b> .....	<b>28-31</b>
<b>Torrington Labor Market Area</b> .....	<b>32-35</b>
<b>Waterbury Labor Market Area</b> .....	<b>36-39</b>
<b>Willimantic-Danielson Labor Market Area</b> .....	<b>40-43</b>





# State of Connecticut

## Labor Market Areas

(Census 2000-based)

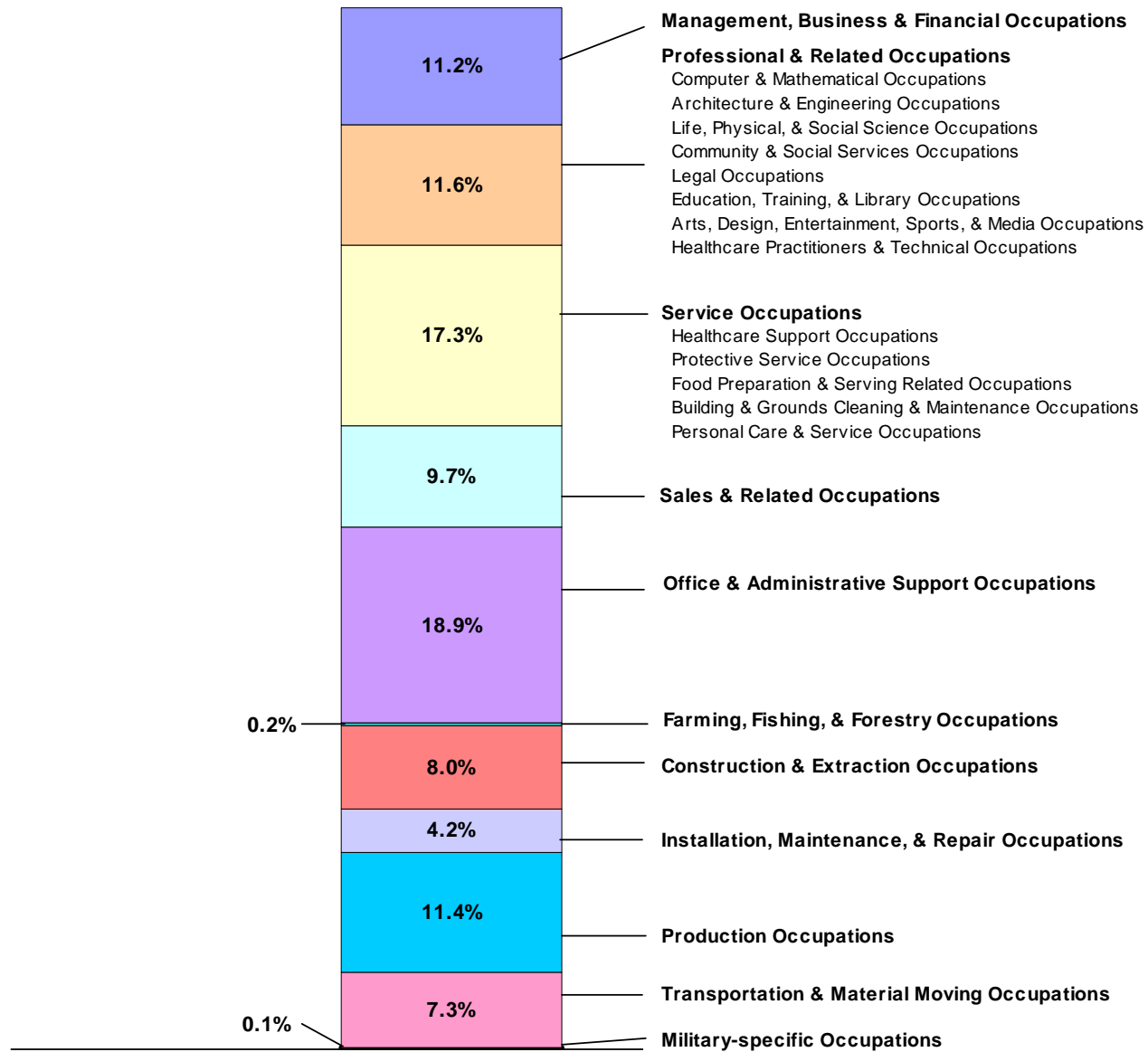
**ESTIMATED TOTAL, MINORITY AND FEMALE UNEMPLOYMENT**  
**of Job Seekers Registered at CTWorks Career Centers by Labor Market Area**  
**JUNE 2008**

LABOR MARKET AREA	TOTAL			MINORITY UNEMPLOYED				FEMALE UNEMPLOYED				
	Labor Force	Unemployed	Unemployment Rate	Total	% of Total Unemployed	Black	Hispanic	Total	% of Total Unemployed	Minority	Black	Hispanic
BRIDGEPORT-STAMFORD	488,200	25,700	5.3	15,840	61.6	8,350	5,320	13,110	51.0	8,500	4,500	2,900
DANBURY	94,500	4,200	4.5	1,130	26.9	330	440	2,130	50.7	570	170	210
ENFIELD	50,300	3,100	6.3	640	20.7	240	200	1,440	46.6	280	100	90
HARTFORD	599,800	34,300	5.7	20,200	58.9	9,120	8,010	17,080	49.8	10,600	4,910	4,310
NEW HAVEN	317,300	18,700	5.9	9,440	50.5	4,630	2,990	8,940	47.8	4,660	2,400	1,530
NORWICH-NEW LONDON	142,100	7,900	5.6	2,730	34.6	1,260	840	3,990	50.5	1,470	660	490
TORRINGTON	55,900	2,800	5.1	530	19.0	110	220	1,380	49.1	260	40	120
WATERBURY	103,700	7,600	7.3	3,940	51.8	1,580	1,760	3,750	49.3	2,050	820	970
WILLIMANTIC-DANIELSON	59,400	4,100	6.9	1,030	25.0	200	510	1,980	48.2	520	100	280
<b>STATE TOTAL</b>	<b>1,911,200</b>	<b>108,500</b>	<b>5.7</b>	<b>52,800</b>	<b>48.7</b>	<b>23,900</b>	<b>19,630</b>	<b>53,620</b>	<b>49.4</b>	<b>27,370</b>	<b>12,630</b>	<b>10,530</b>

NOTE: State totals may not agree with the sum of these areas because they are estimated independently

SOURCE: Connecticut Department of Labor - Office of Research

### Connecticut Job Seekers by Occupational Group - 2nd Quarter 2008



Occupation	SOC Code	Total Applicants	Total Male	Total Female	White Male	White Female	Black Male	Black Female	Hispanic Male	Hispanic Female	Other Male	Other Female
<b>Total - All Occupations</b>	<b>00</b>	<b>46,245</b>	<b>23,390</b>	<b>22,855</b>	<b>12,552</b>	<b>11,190</b>	<b>4,802</b>	<b>5,384</b>	<b>3,878</b>	<b>4,488</b>	<b>2,158</b>	<b>1,793</b>
<b>Management Occupations</b>	<b>11</b>	<b>2,750</b>	<b>1,559</b>	<b>1,191</b>	<b>1,205</b>	<b>866</b>	<b>129</b>	<b>124</b>	<b>119</b>	<b>111</b>	<b>106</b>	<b>90</b>
Top Executives	11.10	959	575	384	456	269	41	44	36	41	42	30
Advertising, Marketing, Promotions, Public Rel. Occupations	11.20	524	317	207	255	165	22	21	16	13	24	8
Operations Specialties Managers	11.30	526	232	294	168	214	27	29	21	24	16	27
Other Management Occupations	11.90	741	435	306	326	218	39	30	46	33	24	25
<b>Business &amp; Financial Operations Occupations</b>	<b>13</b>	<b>2,155</b>	<b>938</b>	<b>1,217</b>	<b>594</b>	<b>753</b>	<b>174</b>	<b>242</b>	<b>87</b>	<b>126</b>	<b>83</b>	<b>96</b>
Business Operations Specialists	13.10	440	179	261	126	174	25	45	19	21	9	21
Financial Specialists	13.20	1,494	664	830	407	504	134	178	60	87	63	61
Other Business & Financial Operations Occupations	13.90	221	95	126	61	75	15	19	8	18	11	14
<b>Computer &amp; Mathematical Occupations</b>	<b>15</b>	<b>824</b>	<b>608</b>	<b>216</b>	<b>404</b>	<b>125</b>	<b>82</b>	<b>39</b>	<b>56</b>	<b>30</b>	<b>66</b>	<b>22</b>
Computer Specialists	15.10	742	553	189	373	112	71	35	48	22	61	20
Mathematical Scientists	15.20	6	5	1	3	0	2	0	0	1	0	0
Other Computer & Mathematical Occupations	15.90	76	50	26	28	13	9	4	8	7	5	2
<b>Architecture &amp; Engineering Occupations</b>	<b>17</b>	<b>486</b>	<b>406</b>	<b>80</b>	<b>308</b>	<b>51</b>	<b>30</b>	<b>11</b>	<b>29</b>	<b>8</b>	<b>39</b>	<b>10</b>
Architects, Surveyors, & Cartographers	17.10	28	22	6	20	4	0	1	2	0	0	1
Engineers	17.20	286	250	36	204	23	15	5	7	3	24	5
Drafters, Engineering, & Mapping Technicians	17.30	140	109	31	70	21	11	2	16	4	12	4
Other Architecture & Engineering Occupations	17.90	32	25	7	14	3	4	3	4	1	3	0
<b>Life, Physical, &amp; Social Science Occupations</b>	<b>19</b>	<b>307</b>	<b>138</b>	<b>169</b>	<b>98</b>	<b>108</b>	<b>13</b>	<b>20</b>	<b>7</b>	<b>20</b>	<b>20</b>	<b>21</b>
Life Scientists	19.10	28	7	21	5	14	1	2	1	3	0	2
Physical Scientists	19.20	39	27	12	19	4	0	1	1	0	7	7
Social Scientists & Related Workers	19.30	177	78	99	55	67	10	13	4	13	9	6
Life, Physical, & Social Science Technicians	19.40	35	14	21	12	13	0	2	0	3	2	3
Other Life, Physical, & Social Science Occupations	19.90	28	12	16	7	10	2	2	1	1	2	3
<b>Community &amp; Social Services Occupations</b>	<b>21</b>	<b>861</b>	<b>302</b>	<b>559</b>	<b>93</b>	<b>193</b>	<b>129</b>	<b>206</b>	<b>54</b>	<b>117</b>	<b>26</b>	<b>43</b>
Counselors, Social Workers, Other Cmty. & Soc. Svcs. Wkrs.	21.10	662	230	432	66	141	109	174	36	86	19	31
Religious Workers	21.20	14	9	5	2	1	5	1	1	2	1	1
Other Community & Social Services Occupations	21.90	185	63	122	25	51	15	31	17	29	6	11
<b>Legal Occupations</b>	<b>23</b>	<b>249</b>	<b>56</b>	<b>193</b>	<b>39</b>	<b>127</b>	<b>4</b>	<b>33</b>	<b>7</b>	<b>20</b>	<b>6</b>	<b>13</b>
Lawyers, Judges, & Related Workers	23.10	55	24	31	20	20	0	6	1	3	3	2
Legal Support Workers	23.20	149	19	130	11	87	3	23	4	12	1	8
Other Legal Occupations	23.90	45	13	32	8	20	1	4	2	5	2	3

Occupation	SOC Code	Total Applicants	Total Male	Total Female	White Male	White Female	Black Male	Black Female	Hispanic Male	Hispanic Female	Other Male	Other Female
<b>Education, Training, &amp; Library Occupations</b>	<b>25</b>	<b>1,057</b>	<b>245</b>	<b>812</b>	<b>131</b>	<b>383</b>	<b>61</b>	<b>180</b>	<b>27</b>	<b>181</b>	<b>26</b>	<b>68</b>
Postsecondary Teachers	25.10	124	59	65	26	22	14	23	12	12	7	8
Primary, Secondary & Special Ed. Teachers	25.20	314	75	239	55	154	13	29	3	36	4	20
Other Teachers & Instructors	25.30	57	21	36	14	18	6	7	0	6	1	5
Librarians, Curators, & Archivists	25.40	19	6	13	1	6	1	1	3	4	1	2
Other Education, Training, & Library Occupations	25.90	543	84	459	35	183	27	120	9	123	13	33
<b>Arts, Design, Entertainment, Sports, &amp; Media Occupations</b>	<b>27</b>	<b>517</b>	<b>272</b>	<b>245</b>	<b>170</b>	<b>156</b>	<b>56</b>	<b>34</b>	<b>37</b>	<b>30</b>	<b>9</b>	<b>25</b>
Arts & Design Workers	27.10	251	123	128	75	87	25	18	18	12	5	11
Entertainers & Performers, Sports & Related Workers	27.20	60	35	25	17	9	9	5	8	8	1	3
Media & Communication Workers	27.30	128	66	62	52	47	9	7	2	3	3	5
Media & Communication Equipment Workers	27.40	28	20	8	13	6	3	0	4	2	0	0
Other Arts, Design, Entertainment, Sports, & Media Workers	27.90	50	28	22	13	7	10	4	5	5	0	6
<b>Healthcare Practitioners &amp; Technical Occupations</b>	<b>29</b>	<b>763</b>	<b>150</b>	<b>613</b>	<b>87</b>	<b>334</b>	<b>26</b>	<b>155</b>	<b>20</b>	<b>86</b>	<b>17</b>	<b>38</b>
Health Diagnosing & Treating Practitioners	29.10	243	46	197	32	135	3	25	4	23	7	14
Health Technologists & Technicians	29.20	400	84	316	47	165	17	90	11	42	9	19
Other Healthcare Practitioners & Technical Occupations	29.90	120	20	100	8	34	6	40	5	21	1	5
<b>Healthcare Support Occupations</b>	<b>31</b>	<b>2,391</b>	<b>244</b>	<b>2,147</b>	<b>88</b>	<b>698</b>	<b>96</b>	<b>855</b>	<b>37</b>	<b>436</b>	<b>23</b>	<b>158</b>
Nursing, Psychiatric, & Home Health Aides	31.10	1,594	144	1,450	44	421	57	607	25	299	18	123
Occupational & Physical Therapist Assistants & Aides	31.20	11	2	9	1	2	1	4	0	2	0	1
Other Healthcare Support Occupations	31.90	786	98	688	43	275	38	244	12	135	5	34
<b>Protective Service Occupations</b>	<b>33</b>	<b>594</b>	<b>421</b>	<b>173</b>	<b>185</b>	<b>47</b>	<b>117</b>	<b>75</b>	<b>90</b>	<b>40</b>	<b>29</b>	<b>11</b>
First-Line Supervisors/Mgrs. of Protective Service Workers	33.10	7	5	2	4	1	1	1	0	0	0	0
Fire Fighting & Prevention Workers	33.20	5	5	0	4	0	1	0	0	0	0	0
Law Enforcement Workers	33.30	67	59	8	32	2	13	3	12	2	2	1
Other Protective Service Workers	33.90	515	352	163	145	44	102	71	78	38	27	10
<b>Food Preparation &amp; Serving Related Occupations</b>	<b>35</b>	<b>2,631</b>	<b>1,247</b>	<b>1,384</b>	<b>466</b>	<b>752</b>	<b>417</b>	<b>275</b>	<b>265</b>	<b>254</b>	<b>99</b>	<b>103</b>
Supervisors of Food Preparation & Serving Workers	35.10	215	160	55	99	36	30	8	23	6	8	5
Cooks & Food Preparation Workers	35.20	1,127	629	498	206	230	226	110	146	121	51	37
Food & Beverage Serving Workers	35.30	947	262	685	114	419	74	121	50	95	24	50
Other Food Preparation & Serving Related Workers	35.90	342	196	146	47	67	87	36	46	32	16	11
<b>Building &amp; Grounds Cleaning &amp; Maintenance Occupations</b>	<b>37</b>	<b>1,358</b>	<b>908</b>	<b>450</b>	<b>329</b>	<b>140</b>	<b>270</b>	<b>116</b>	<b>245</b>	<b>165</b>	<b>64</b>	<b>29</b>
Supervisors of Bldg./Grounds Cleaning & Maintenance Wkrs.	37.10	63	37	26	13	10	10	5	12	10	2	1
Building Cleaning & Pest Control Workers	37.20	838	465	373	128	114	159	101	139	133	39	25



Occupation	SOC Code	Total Applicants	Total Male	Total Female	White Male	White Female	Black Male	Black Female	Hispanic Male	Hispanic Female	Other Male	Other Female
Grounds Maintenance Workers	37.30	282	265	17	138	7	50	3	62	6	15	1
Other Building & Grounds Cleaning & Maint. Occupations	37.90	175	141	34	50	9	51	7	32	16	8	2
<b>Personal Care &amp; Service Occupations</b>	<b>39</b>	<b>622</b>	<b>109</b>	<b>513</b>	<b>41</b>	<b>236</b>	<b>31</b>	<b>139</b>	<b>26</b>	<b>110</b>	<b>11</b>	<b>28</b>
Supervisors of Personal Care & Service Workers	39.10	4	4	0	2	0	0	0	1	0	1	0
Animal Care & Service Workers	39.20	3	1	2	1	2	0	0	0	0	0	0
Entertainment Attendants & Related Workers	39.30	71	35	36	10	18	12	6	8	6	5	6
Funeral Service Workers	39.40	1	0	1	0	1	0	0	0	0	0	0
Personal Appearance Workers	39.50	86	9	77	1	49	3	14	5	12	0	2
Transportation, Tourism, & Lodging Attendants	39.60	9	4	5	1	0	0	2	3	3	0	0
Other Personal Care & Service Workers	39.90	448	56	392	26	166	16	117	9	89	5	20
<b>Sales &amp; Related Occupations</b>	<b>41</b>	<b>4,248</b>	<b>1,748</b>	<b>2,500</b>	<b>1,075</b>	<b>1,123</b>	<b>317</b>	<b>640</b>	<b>206</b>	<b>559</b>	<b>150</b>	<b>178</b>
Supervisors of Sales Workers	41.10	331	167	164	106	107	19	22	26	23	16	12
Retail Sales Workers	41.20	2,774	949	1,825	539	727	194	517	130	459	86	122
Sales Representatives, Services	41.30	591	337	254	241	158	43	41	26	33	27	22
Sales Representatives, Wholesale & Manufacturing	41.40	96	69	27	56	15	6	4	2	7	5	1
Other Sales & Related Workers	41.90	456	226	230	133	116	55	56	22	37	16	21
<b>Office &amp; Administrative Support Occupations</b>	<b>43</b>	<b>8,263</b>	<b>1,856</b>	<b>6,407</b>	<b>863</b>	<b>3,461</b>	<b>509</b>	<b>1,523</b>	<b>313</b>	<b>974</b>	<b>171</b>	<b>449</b>
Supervisors of Office & Admin. Support Workers	43.10	43	7	36	2	22	3	8	1	5	1	1
Communications Equipment Operators	43.20	38	7	31	3	9	3	13	0	8	1	1
Financial Clerks	43.30	777	126	651	74	398	28	124	10	74	14	55
Information & Record Clerks	43.40	2,666	615	2,051	309	979	165	556	92	376	49	140
Material Recording, Scheduling, Dispatch., & Distr. Workers	43.50	835	578	257	199	117	182	62	151	56	46	22
Secretaries & Administrative Assistants	43.60	1,966	144	1,822	79	1,143	32	342	18	218	15	119
Other Office & Administrative Support Workers	43.90	1,938	379	1,559	197	793	96	418	41	237	45	111
<b>Farming, Fishing, &amp; Forestry Occupations</b>	<b>45</b>	<b>101</b>	<b>74</b>	<b>27</b>	<b>29</b>	<b>17</b>	<b>13</b>	<b>1</b>	<b>23</b>	<b>7</b>	<b>9</b>	<b>2</b>
Supervisors of Farming, Fishing, & Forestry Workers	45.10	2	1	1	0	1	0	0	1	0	0	0
Agricultural Workers	45.20	68	47	21	16	12	4	1	21	6	6	2
Fishing & Hunting Workers	45.30	1	1	0	0	0	1	0	0	0	0	0
Forest, Conservation, & Logging Workers	45.40	5	5	0	2	0	3	0	0	0	0	0
Other Farming, Fishing, & Forestry Workers	45.90	25	20	5	11	4	5	0	1	1	3	0
<b>Construction &amp; Extraction Occupations</b>	<b>47</b>	<b>3,509</b>	<b>3,374</b>	<b>135</b>	<b>2,167</b>	<b>67</b>	<b>471</b>	<b>30</b>	<b>482</b>	<b>29</b>	<b>254</b>	<b>9</b>
Supervisors of Construction & Extraction Workers	47.10	15	13	2	11	1	1	1	1	0	0	0
Construction Trades Workers	47.20	2,850	2,747	103	1,802	56	350	22	383	17	212	8
Helpers, Construction Trades	47.30	317	299	18	193	9	51	6	35	2	20	1

Occupation	SOC Code	Total Applicants	Total Male	Total Female	White Male	White Female	Black Male	Black Female	Hispanic Male	Hispanic Female	Other Male	Other Female
Other Construction & Related Workers	47.40	127	119	8	46	0	28	1	38	7	7	0
Extraction Workers	47.50	11	11	0	5	0	2	0	1	0	3	0
Other Construction & Extraction Occupations	47.90	189	185	4	110	1	39	0	24	3	12	0
<b>Installation, Maintenance, &amp; Repair Occupations</b>	<b>49</b>	<b>1,849</b>	<b>1,765</b>	<b>84</b>	<b>1,064</b>	<b>42</b>	<b>275</b>	<b>18</b>	<b>312</b>	<b>18</b>	<b>114</b>	<b>6</b>
Supervisors of Installation, Maintenance, & Repair Workers	49.10	8	7	1	5	0	0	1	2	0	0	0
Electrical & Electronic Equipment Mechanics & Installers	49.20	233	214	19	118	13	42	2	41	1	13	3
Vehicle & Mobile Equipment Mechanics, Installers, Repairers	49.30	480	470	10	327	6	40	3	80	1	23	0
Other Installation, Maintenance & Repair Occupations	49.90	1,128	1,074	54	614	23	193	12	189	16	78	3
<b>Production Occupations</b>	<b>51</b>	<b>5,012</b>	<b>3,278</b>	<b>1,734</b>	<b>1,533</b>	<b>664</b>	<b>701</b>	<b>310</b>	<b>751</b>	<b>628</b>	<b>293</b>	<b>132</b>
Supervisors of Production Workers	51.10	31	28	3	20	3	2	0	4	0	2	0
Assemblers & Fabricators	51.20	266	136	130	52	46	29	16	43	62	12	6
Food Processing Workers	51.30	78	36	42	14	20	12	7	10	14	0	1
Metal Workers & Plastic Workers	51.40	1,488	1,163	325	583	132	204	41	272	132	104	20
Printing Workers	51.50	231	200	31	132	10	30	4	27	12	11	5
Textile, Apparel, & Furnishings Workers	51.60	93	35	58	10	17	13	9	10	28	2	4
Woodworkers	51.70	12	10	2	6	1	1	0	2	1	1	0
Plant & System Operators	51.80	16	15	1	11	0	1	0	2	1	1	0
Other Production Occupations	51.90	2,797	1,655	1,142	705	435	409	233	381	378	160	96
<b>Transportation &amp; Material Moving Occupations</b>	<b>53</b>	<b>3,202</b>	<b>2,473</b>	<b>729</b>	<b>1,091</b>	<b>332</b>	<b>658</b>	<b>117</b>	<b>506</b>	<b>222</b>	<b>218</b>	<b>58</b>
Supervisors of Transportation & Material Moving Workers	53.10	21	19	2	14	0	1	1	1	0	3	1
Air Transportation Workers	53.20	19	13	6	7	3	2	2	3	1	1	0
Motor Vehicle Operators	53.30	1,879	1,419	460	698	269	349	58	253	95	119	38
Rail Transportation Workers	53.40	4	3	1	0	0	2	1	0	0	1	0
Water Transportation Workers	53.50	6	4	2	3	0	1	1	0	1	0	0
Other Transportation Workers	53.60	61	52	9	32	2	5	3	13	4	2	0
Material Moving Workers	53.70	1,069	838	231	291	48	257	48	213	117	77	18
Other Transportation & Material Moving Occupations	53.90	143	125	18	46	10	41	3	23	4	15	1
<b>Military Specific Occupations</b>	<b>55</b>	<b>51</b>	<b>46</b>	<b>5</b>	<b>23</b>	<b>2</b>	<b>5</b>	<b>3</b>	<b>13</b>	<b>0</b>	<b>5</b>	<b>0</b>
Military Officer Special & Tactical Operations Leaders/Mgrs.	55.10	9	7	2	6	1	0	1	1	0	0	0
First-Line Enlisted Military Supervisor/Managers	55.20	2	2	0	2	0	0	0	0	0	0	0
Military Enlisted Tactical Operations & Air/Weapon	55.30	32	29	3	13	1	3	2	10	0	3	0
Other Military Specific Occupations	55.90	8	8	0	2	0	2	0	2	0	2	0
<b>Unknown/Unclassifiable Occupations</b>	<b>99</b>	<b>2,445</b>	<b>1,173</b>	<b>1,272</b>	<b>469</b>	<b>513</b>	<b>218</b>	<b>238</b>	<b>166</b>	<b>317</b>	<b>320</b>	<b>204</b>
Unknown/Unclassifiable Occupations	99.90	2,445	1,173	1,272	469	513	218	238	166	317	320	204

Occupation	SOC Code	Total Applicants	Total Male	Total Female	White Male	White Female	Black Male	Black Female	Hispanic Male	Hispanic Female	Other Male	Other Female
<b>Total - All Occupations</b>	<b>00</b>	<b>7,447</b>	<b>3,649</b>	<b>3,798</b>	<b>1,523</b>	<b>1,334</b>	<b>1,114</b>	<b>1,305</b>	<b>702</b>	<b>841</b>	<b>310</b>	<b>318</b>
<b>Management Occupations</b>	<b>11</b>	<b>496</b>	<b>270</b>	<b>226</b>	<b>198</b>	<b>150</b>	<b>24</b>	<b>26</b>	<b>25</b>	<b>29</b>	<b>23</b>	<b>21</b>
Top Executives	11.10	147	83	64	67	45	7	5	2	8	7	6
Advertising, Marketing, Promotions, Public Rel. Occupations	11.20	135	76	59	58	42	8	7	5	7	5	3
Operations Specialties Managers	11.30	95	34	61	20	44	5	7	4	5	5	5
Other Management Occupations	11.90	119	77	42	53	19	4	7	14	9	6	7
<b>Business &amp; Financial Operations Occupations</b>	<b>13</b>	<b>519</b>	<b>234</b>	<b>285</b>	<b>134</b>	<b>149</b>	<b>57</b>	<b>71</b>	<b>17</b>	<b>39</b>	<b>26</b>	<b>26</b>
Business Operations Specialists	13.10	62	29	33	25	18	3	7	1	5	0	3
Financial Specialists	13.20	387	170	217	86	110	48	58	15	31	21	18
Other Business & Financial Operations Occupations	13.90	70	35	35	23	21	6	6	1	3	5	5
<b>Computer &amp; Mathematical Occupations</b>	<b>15</b>	<b>178</b>	<b>141</b>	<b>37</b>	<b>82</b>	<b>17</b>	<b>23</b>	<b>14</b>	<b>18</b>	<b>5</b>	<b>18</b>	<b>1</b>
Computer Specialists	15.10	155	124	31	76	16	21	12	13	3	14	0
Mathematical Scientists	15.20	2	1	1	0	0	1	0	0	1	0	0
Other Computer & Mathematical Occupations	15.90	21	16	5	6	1	1	2	5	1	4	1
<b>Architecture &amp; Engineering Occupations</b>	<b>17</b>	<b>62</b>	<b>51</b>	<b>11</b>	<b>37</b>	<b>5</b>	<b>6</b>	<b>3</b>	<b>4</b>	<b>0</b>	<b>4</b>	<b>3</b>
Architects, Surveyors, & Cartographers	17.10	6	3	3	3	1	0	1	0	0	0	1
Engineers	17.20	41	36	5	26	3	3	1	3	0	4	1
Drafters, Engineering, & Mapping Technicians	17.30	11	9	2	6	1	2	0	1	0	0	1
Other Architecture & Engineering Occupations	17.90	4	3	1	2	0	1	1	0	0	0	0
<b>Life, Physical, &amp; Social Science Occupations</b>	<b>19</b>	<b>86</b>	<b>44</b>	<b>42</b>	<b>33</b>	<b>27</b>	<b>4</b>	<b>3</b>	<b>2</b>	<b>6</b>	<b>5</b>	<b>6</b>
Life Scientists	19.10	2	1	1	0	1	1	0	0	0	0	0
Physical Scientists	19.20	5	2	3	2	1	0	1	0	0	0	1
Social Scientists & Related Workers	19.30	69	38	31	28	22	3	1	2	5	5	3
Life, Physical, & Social Science Technicians	19.40	5	1	4	1	2	0	0	0	1	0	1
Other Life, Physical, & Social Science Occupations	19.90	5	2	3	2	1	0	1	0	0	0	1
<b>Community &amp; Social Services Occupations</b>	<b>21</b>	<b>129</b>	<b>44</b>	<b>85</b>	<b>7</b>	<b>14</b>	<b>26</b>	<b>48</b>	<b>8</b>	<b>16</b>	<b>3</b>	<b>7</b>
Counselors, Social Workers, Other Cmty. & Soc. Svcs. Wkrs.	21.10	108	36	72	4	12	23	40	7	14	2	6
Physical Scientists	21.20	1	0	1	0	0	0	1	0	0	0	0
Other Community & Social Services Occupations	21.90	20	8	12	3	2	3	7	1	2	1	1
<b>Legal Occupations</b>	<b>23</b>	<b>38</b>	<b>6</b>	<b>32</b>	<b>5</b>	<b>19</b>	<b>0</b>	<b>6</b>	<b>0</b>	<b>4</b>	<b>1</b>	<b>3</b>
Lawyers, Judges, & Related Workers	23.10	15	5	10	4	7	0	2	0	0	1	1
Legal Support Workers	23.20	17	1	16	1	8	0	4	0	3	0	1
Other Legal Occupations	23.90	6	0	6	0	4	0	0	0	1	0	1

Occupation	SOC Code	Total Applicants	Total Male	Total Female	White Male	White Female	Black Male	Black Female	Hispanic Male	Hispanic Female	Other Male	Other Female
<b>Education, Training, &amp; Library Occupations</b>	<b>25</b>	<b>169</b>	<b>51</b>	<b>118</b>	<b>19</b>	<b>42</b>	<b>20</b>	<b>35</b>	<b>5</b>	<b>22</b>	<b>7</b>	<b>19</b>
Postsecondary Teachers	25.10	22	12	10	5	1	6	4	1	3	0	2
Primary, Secondary & Special Ed. Teachers	25.20	44	12	32	7	18	4	5	0	2	1	7
Other Teachers & Instructors	25.30	10	4	6	3	3	0	2	0	1	1	0
Librarians, Curators, & Archivists	25.40	2	2	0	1	0	1	0	0	0	0	0
Other Education, Training, & Library Occupations	25.90	91	21	70	3	20	9	24	4	16	5	10
<b>Arts, Design, Entertainment, Sports, &amp; Media Occupations</b>	<b>27</b>	<b>105</b>	<b>57</b>	<b>48</b>	<b>30</b>	<b>22</b>	<b>16</b>	<b>13</b>	<b>8</b>	<b>5</b>	<b>3</b>	<b>8</b>
Art & Design Workers	27.10	60	30	30	15	15	8	8	5	3	2	4
Entertainers & Performers, Sports & Related Workers	27.20	14	10	4	5	1	4	2	1	0	0	1
Media & Communication Workers	27.30	19	11	8	8	5	2	1	0	1	1	1
Media & Communication Equipment Workers	27.40	3	3	0	2	0	0	0	1	0	0	0
Other Arts, Design, Entertainment, Sports, & Media Workers	27.90	9	3	6	0	1	2	2	1	1	0	2
<b>Healthcare Practitioners &amp; Technical Occupations</b>	<b>29</b>	<b>129</b>	<b>18</b>	<b>111</b>	<b>6</b>	<b>35</b>	<b>2</b>	<b>47</b>	<b>7</b>	<b>23</b>	<b>3</b>	<b>6</b>
Health Diagnosing & Treating Practitioners	29.10	40	6	34	3	17	0	6	2	8	1	3
Health Technologists & Technicians	29.20	64	8	56	2	16	2	28	2	10	2	2
Other Healthcare Practitioners & Technical Occupations	29.90	25	4	21	1	2	0	13	3	5	0	1
<b>Healthcare Support Occupations</b>	<b>31</b>	<b>389</b>	<b>33</b>	<b>356</b>	<b>9</b>	<b>41</b>	<b>16</b>	<b>208</b>	<b>5</b>	<b>85</b>	<b>3</b>	<b>22</b>
Nursing, Psychiatric, & Home Health Aides	31.10	254	18	236	4	20	8	136	3	60	3	20
Occupational & Physical Therapist Assistants & Aides	31.20	2	0	2	0	0	0	2	0	0	0	0
Other Healthcare Support Occupations	31.90	133	15	118	5	21	8	70	2	25	0	2
<b>Protective Service Occupations</b>	<b>33</b>	<b>104</b>	<b>76</b>	<b>28</b>	<b>18</b>	<b>0</b>	<b>38</b>	<b>19</b>	<b>16</b>	<b>8</b>	<b>4</b>	<b>1</b>
Law Enforcement Workers	33.30	6	5	1	1	0	3	1	0	0	1	0
Other Protective Service Workers	33.90	98	71	27	17	0	35	18	16	8	3	1
<b>Food Preparation &amp; Serving Related Occupations</b>	<b>35</b>	<b>373</b>	<b>193</b>	<b>180</b>	<b>40</b>	<b>63</b>	<b>86</b>	<b>54</b>	<b>52</b>	<b>50</b>	<b>15</b>	<b>13</b>
Supervisors of Food Preparation & Serving Workers	35.10	30	20	10	5	4	5	5	10	1	0	0
Cooks & Food Preparation Workers	35.20	153	88	65	13	12	41	22	27	25	7	6
Food & Beverage Serving Workers	35.30	142	52	90	17	45	22	21	7	19	6	5
Other Food Preparation & Serving Related Workers	35.90	48	33	15	5	2	18	6	8	5	2	2
<b>Building &amp; Grounds Cleaning &amp; Maintenance Occupations</b>	<b>37</b>	<b>203</b>	<b>152</b>	<b>51</b>	<b>27</b>	<b>7</b>	<b>65</b>	<b>19</b>	<b>53</b>	<b>20</b>	<b>7</b>	<b>5</b>
Supervisors of Bldg./Grounds Cleaning & Maintenance Wkrs.	37.10	11	8	3	2	0	4	2	2	1	0	0
Building Cleaning & Pest Control Workers	37.20	118	78	40	9	6	35	13	31	16	3	5
Grounds Maintenance Workers	37.30	42	40	2	10	0	14	1	13	1	3	0
Other Building & Grounds Cleaning & Maint. Occupations	37.90	32	26	6	6	1	12	3	7	2	1	0
<b>Personal Care &amp; Service Occupations</b>	<b>39</b>	<b>106</b>	<b>17</b>	<b>89</b>	<b>2</b>	<b>28</b>	<b>11</b>	<b>28</b>	<b>4</b>	<b>30</b>	<b>0</b>	<b>3</b>
Entertainment Attendants & Related Workers	39.30	5	2	3	0	1	2	1	0	1	0	0

Occupation	SOC Code	Total Applicants	Total Male	Total Female	White Male	White Female	Black Male	Black Female	Hispanic Male	Hispanic Female	Other Male	Other Female
Personal Appearance Workers	39.50	18	2	16	0	8	1	4	1	4	0	0
Other Personal Care & Service Workers	39.90	83	13	70	2	19	8	23	3	25	0	3
<b>Sales &amp; Related Occupations</b>	<b>41</b>	<b>767</b>	<b>324</b>	<b>443</b>	<b>168</b>	<b>129</b>	<b>80</b>	<b>173</b>	<b>42</b>	<b>106</b>	<b>34</b>	<b>35</b>
Supervisors of Sales Workers	41.10	61	33	28	15	8	8	12	5	5	5	3
Retail Sales Workers	41.20	530	185	345	87	82	47	143	28	95	23	25
Sales Representatives, Services	41.30	86	44	42	36	26	4	7	2	5	2	4
Sales Representatives, Wholesale & Manufacturing	41.40	12	10	2	7	2	1	0	0	0	2	0
Other Sales & Related Workers	41.90	78	52	26	23	11	20	11	7	1	2	3
<b>Office &amp; Administrative Support Occupations</b>	<b>43</b>	<b>1,569</b>	<b>355</b>	<b>1,214</b>	<b>132</b>	<b>463</b>	<b>133</b>	<b>409</b>	<b>65</b>	<b>245</b>	<b>25</b>	<b>97</b>
Supervisors of Office & Admin. Support Workers	43.10	11	3	8	1	4	1	3	0	1	1	0
Communications Equipment Operators	43.20	7	1	6	0	1	0	4	0	1	1	0
Financial Clerks	43.30	152	33	119	20	52	5	35	2	16	6	16
Information & Record Clerks	43.40	528	131	397	50	112	52	158	26	93	3	34
Material Recording, Scheduling, Dispatch., & Distr. Workers	43.50	133	95	38	18	5	47	15	26	16	4	2
Secretaries & Administrative Assistants	43.60	450	34	416	16	206	9	106	4	71	5	33
Other Office & Administrative Support Workers	43.90	288	58	230	27	83	19	88	7	47	5	12
<b>Farming, Fishing, &amp; Forestry Occupations</b>	<b>45</b>	<b>8</b>	<b>6</b>	<b>2</b>	<b>2</b>	<b>2</b>	<b>1</b>	<b>0</b>	<b>2</b>	<b>0</b>	<b>1</b>	<b>0</b>
Agricultural Workers	45.20	4	4	0	0	0	1	0	2	0	1	0
Other Farming, Fishing, & Forestry Workers	45.90	4	2	2	2	2	0	0	0	0	0	0
<b>Construction &amp; Extraction Occupations</b>	<b>47</b>	<b>381</b>	<b>372</b>	<b>9</b>	<b>172</b>	<b>2</b>	<b>93</b>	<b>2</b>	<b>84</b>	<b>3</b>	<b>23</b>	<b>2</b>
Supervisors of Construction & Extraction Workers	47.10	3	3	0	2	0	0	0	1	0	0	0
Construction Trades Workers	47.20	307	301	6	145	1	69	1	64	2	23	2
Helpers, Construction Trades	47.30	16	14	2	4	1	7	1	3	0	0	0
Other Construction & Related Workers	47.40	20	19	1	2	0	7	0	10	1	0	0
Other Construction & Extraction Occupations	47.90	35	35	0	19	0	10	0	6	0	0	0
<b>Installation, Maintenance, &amp; Repair Occupations</b>	<b>49</b>	<b>319</b>	<b>313</b>	<b>6</b>	<b>130</b>	<b>1</b>	<b>79</b>	<b>4</b>	<b>88</b>	<b>1</b>	<b>16</b>	<b>0</b>
Supervisors of Installation, Maintenance, & Repair Workers	49.10	2	2	0	2	0	0	0	0	0	0	0
Electrical & Electronic Equipment Mechanics, Installers	49.20	43	42	1	19	0	12	1	10	0	1	0
Vehicle & Mobile Equip. Mechanics, Installers, Repairers	49.30	70	70	0	30	0	13	0	24	0	3	0
Other Installation, Maintenance & Repair Occupations	49.90	204	199	5	79	1	54	3	54	1	12	0
<b>Production Occupations</b>	<b>51</b>	<b>549</b>	<b>337</b>	<b>212</b>	<b>101</b>	<b>44</b>	<b>119</b>	<b>67</b>	<b>86</b>	<b>86</b>	<b>31</b>	<b>15</b>
Assemblers & Fabricators	51.20	22	9	13	3	2	3	3	2	8	1	0
Food Processing Workers	51.30	8	7	1	1	0	5	0	1	1	0	0
Metal Workers & Plastic Workers	51.40	175	122	53	36	12	38	9	33	30	15	2
Printing Workers	51.50	25	23	2	13	0	4	0	5	2	1	0



Occupation	SOC Code	Total Applicants	Total Male	Total Female	White Male	White Female	Black Male	Black Female	Hispanic Male	Hispanic Female	Other Male	Other Female
Textile, Apparel, & Furnishings Workers	51.60	13	8	5	1	2	7	1	0	1	0	1
Woodworkers	51.70	2	2	0	0	0	1	0	1	0	0	0
Plant & System Operators	51.80	4	4	0	2	0	1	0	1	0	0	0
Other Production Occupations	51.90	300	162	138	45	28	60	54	43	44	14	12
<b>Transportation &amp; Material Moving Occupations</b>	<b>53</b>	<b>511</b>	<b>418</b>	<b>93</b>	<b>117</b>	<b>20</b>	<b>178</b>	<b>23</b>	<b>90</b>	<b>41</b>	<b>33</b>	<b>9</b>
Supervisors of Transportation & Material Moving Workers	53.10	3	2	1	1	0	0	1	0	0	1	0
Air Transportation Workers	53.20	7	3	4	1	2	1	1	1	1	0	0
Motor Vehicle Operators	53.30	305	252	53	82	17	96	12	54	18	20	6
Rail Transportation Workers	53.40	2	1	1	0	0	1	1	0	0	0	0
Water Transportation Workers	53.50	2	1	1	1	0	0	0	0	1	0	0
Other Transportation Workers	53.60	13	12	1	5	0	3	1	3	0	1	0
Material Moving Workers	53.70	158	128	30	24	1	69	6	25	20	10	3
Other Transportation & Material Moving Occupations	53.90	21	19	2	3	0	8	1	7	1	1	0
<b>Military Specific Occupations</b>	<b>55</b>	<b>12</b>	<b>10</b>	<b>2</b>	<b>3</b>	<b>1</b>	<b>2</b>	<b>1</b>	<b>4</b>	<b>0</b>	<b>1</b>	<b>0</b>
Military Officer Special & Tactical Operations Leaders/Mgrs.	55.10	2	1	1	0	1	0	0	1	0	0	0
Military Enlisted Tactical Operations & Air/Weapon	55.30	8	7	1	2	0	2	1	3	0	0	0
Other Military Specific Occupations	55.90	2	2	0	1	0	0	0	0	0	1	0
<b>Unknown/Unclassifiable Occupations</b>	<b>99</b>	<b>245</b>	<b>127</b>	<b>118</b>	<b>51</b>	<b>53</b>	<b>35</b>	<b>32</b>	<b>17</b>	<b>17</b>	<b>24</b>	<b>16</b>
Unknown/Unclassifiable Occupations	99.90	245	127	118	51	53	35	32	17	17	24	16

Occupation	SOC Code	Total Applicants	Total Male	Total Female	White Male	White Female	Black Male	Black Female	Hispanic Male	Hispanic Female	Other Male	Other Female
<b>Total - All Occupations</b>	<b>00</b>	<b>1,801</b>	<b>887</b>	<b>914</b>	<b>645</b>	<b>671</b>	<b>66</b>	<b>75</b>	<b>97</b>	<b>90</b>	<b>79</b>	<b>78</b>
<b>Management Occupations</b>	<b>11</b>	<b>184</b>	<b>111</b>	<b>73</b>	<b>99</b>	<b>65</b>	<b>2</b>	<b>4</b>	<b>4</b>	<b>2</b>	<b>6</b>	<b>2</b>
Top Executives	11.10	51	33	18	29	17	2	1	1	0	1	0
Advertising, Marketing, Promotions, Public Rel. Occupations	11.20	52	34	18	29	14	0	3	2	0	3	1
Operations Specialties Managers	11.30	39	16	23	16	20	0	0	0	2	0	1
Other Management Occupations	11.90	42	28	14	25	14	0	0	1	0	2	0
<b>Business &amp; Financial Operations Occupations</b>	<b>13</b>	<b>115</b>	<b>56</b>	<b>59</b>	<b>43</b>	<b>49</b>	<b>2</b>	<b>4</b>	<b>5</b>	<b>3</b>	<b>6</b>	<b>3</b>
Business Operations Specialists	13.10	22	7	15	4	13	0	1	2	0	1	1
Financial Specialists	13.20	81	42	39	33	32	2	3	3	2	4	2
Other Business & Financial Operations Occupations	13.90	12	7	5	6	4	0	0	0	1	1	0
<b>Computer &amp; Mathematical Occupations</b>	<b>15</b>	<b>57</b>	<b>40</b>	<b>17</b>	<b>27</b>	<b>12</b>	<b>1</b>	<b>2</b>	<b>5</b>	<b>1</b>	<b>7</b>	<b>2</b>
Computer Specialists	15.10	54	37	17	25	12	1	2	4	1	7	2
Other Computer & Mathematical Occupations	15.90	3	3	0	2	0	0	0	1	0	0	0
<b>Architecture &amp; Engineering Occupations</b>	<b>17</b>	<b>25</b>	<b>22</b>	<b>3</b>	<b>19</b>	<b>2</b>	<b>0</b>	<b>0</b>	<b>1</b>	<b>0</b>	<b>2</b>	<b>1</b>
Architects, Surveyors, & Cartographers	17.10	2	0	2	0	2	0	0	0	0	0	0
Engineers	17.20	16	15	1	15	0	0	0	0	0	0	1
Drafters, Engineering, & Mapping Technicians	17.30	7	7	0	4	0	0	0	1	0	2	0
<b>Life, Physical, &amp; Social Science Occupations</b>	<b>19</b>	<b>23</b>	<b>9</b>	<b>14</b>	<b>8</b>	<b>13</b>	<b>0</b>	<b>0</b>	<b>0</b>	<b>0</b>	<b>1</b>	<b>1</b>
Life Scientists	19.10	1	0	1	0	1	0	0	0	0	0	0
Physical Scientists	19.20	1	0	1	0	0	0	0	0	0	0	1
Social Scientists & Related Workers	19.30	20	9	11	8	11	0	0	0	0	1	0
Life, Physical, & Social Science Technicians	19.40	1	0	1	0	1	0	0	0	0	0	0
<b>Community &amp; Social Services Occupations</b>	<b>21</b>	<b>20</b>	<b>10</b>	<b>10</b>	<b>5</b>	<b>6</b>	<b>2</b>	<b>2</b>	<b>2</b>	<b>0</b>	<b>1</b>	<b>2</b>
Counselors, Social Workers, Other Cmty. & Soc. Svcs. Wkrs.	21.10	18	10	8	5	4	2	2	2	0	1	2
Other Community & Social Services Occupations	21.90	2	0	2	0	2	0	0	0	0	0	0
<b>Legal Occupations</b>	<b>23</b>	<b>16</b>	<b>2</b>	<b>14</b>	<b>1</b>	<b>13</b>	<b>0</b>	<b>1</b>	<b>1</b>	<b>0</b>	<b>0</b>	<b>0</b>
Lawyers, Judges, & Related Workers	23.10	1	0	1	0	1	0	0	0	0	0	0
Legal Support Workers	23.20	13	2	11	1	11	0	0	1	0	0	0
Other Legal Occupations	23.90	2	0	2	0	1	0	1	0	0	0	0
<b>Education, Training, &amp; Library Occupations</b>	<b>25</b>	<b>35</b>	<b>6</b>	<b>29</b>	<b>5</b>	<b>18</b>	<b>0</b>	<b>1</b>	<b>1</b>	<b>4</b>	<b>0</b>	<b>6</b>
Postsecondary Teachers	25.10	3	2	1	1	1	0	0	1	0	0	0
Primary, Secondary & Special Ed. Teachers	25.20	14	3	11	3	8	0	0	0	0	0	3
Other Teachers & Instructors	25.30	4	0	4	0	1	0	1	0	1	0	1

Occupation	SOC Code	Total Applicants	Total Male	Total Female	White Male	White Female	Black Male	Black Female	Hispanic Male	Hispanic Female	Other Male	Other Female
Librarians, Curators, & Archivists	25.40	1	0	1	0	1	0	0	0	0	0	0
Other Education, Training, & Library Occupations	25.90	13	1	12	1	7	0	0	0	3	0	2
<b>Arts, Design, Entertainment, Sports, &amp; Media Occupations</b>	<b>27</b>	<b>33</b>	<b>16</b>	<b>17</b>	<b>14</b>	<b>16</b>	<b>1</b>	<b>0</b>	<b>1</b>	<b>0</b>	<b>0</b>	<b>1</b>
Art & Design Workers	27.10	19	10	9	9	8	0	0	1	0	0	1
Media & Communication Workers	27.30	12	5	7	5	7	0	0	0	0	0	0
Other Arts, Design, Entertainment, Sports, & Media Workers	27.90	2	1	1	0	1	1	0	0	0	0	0
<b>Healthcare Practitioners &amp; Technical Occupations</b>	<b>29</b>	<b>28</b>	<b>8</b>	<b>20</b>	<b>6</b>	<b>17</b>	<b>1</b>	<b>1</b>	<b>0</b>	<b>0</b>	<b>1</b>	<b>2</b>
Health Diagnosing & Treating Practitioners	29.10	10	2	8	2	8	0	0	0	0	0	0
Health Technologists & Technicians	29.20	15	5	10	3	7	1	1	0	0	1	2
Other Healthcare Practitioners & Technical Occupations	29.90	3	1	2	1	2	0	0	0	0	0	0
<b>Healthcare Support Occupations</b>	<b>31</b>	<b>91</b>	<b>17</b>	<b>74</b>	<b>6</b>	<b>32</b>	<b>7</b>	<b>17</b>	<b>1</b>	<b>17</b>	<b>3</b>	<b>8</b>
Nursing, Psychiatric, & Home Health Aides	31.10	72	10	62	3	27	3	16	1	13	3	6
Other Healthcare Support Occupations	31.90	19	7	12	3	5	4	1	0	4	0	2
<b>Protective Service Occupations</b>	<b>33</b>	<b>12</b>	<b>11</b>	<b>1</b>	<b>10</b>	<b>1</b>	<b>1</b>	<b>0</b>	<b>0</b>	<b>0</b>	<b>0</b>	<b>0</b>
Law Enforcement Workers	33.30	1	1	0	1	0	0	0	0	0	0	0
Other Protective Service Workers	33.90	11	10	1	9	1	1	0	0	0	0	0
<b>Food Preparation &amp; Serving Related Occupations</b>	<b>35</b>	<b>66</b>	<b>28</b>	<b>38</b>	<b>21</b>	<b>27</b>	<b>2</b>	<b>1</b>	<b>4</b>	<b>7</b>	<b>1</b>	<b>3</b>
Supervisors, Food Preparation & Serving Workers	35.10	6	2	4	2	4	0	0	0	0	0	0
Cooks & Food Preparation Workers	35.20	22	12	10	10	5	0	1	2	3	0	1
Food & Beverage Serving Workers	35.30	29	9	20	5	15	2	0	2	4	0	1
Other Food Preparation & Serving Related Workers	35.90	9	5	4	4	3	0	0	0	0	1	1
<b>Building &amp; Grounds Cleaning &amp; Maintenance Occupations</b>	<b>37</b>	<b>24</b>	<b>19</b>	<b>5</b>	<b>16</b>	<b>5</b>	<b>2</b>	<b>0</b>	<b>1</b>	<b>0</b>	<b>0</b>	<b>0</b>
Building Cleaning & Pest Control Workers	37.20	11	6	5	4	5	2	0	0	0	0	0
Grounds Maintenance Workers	37.30	13	13	0	12	0	0	0	1	0	0	0
<b>Personal Care &amp; Service Occupations</b>	<b>39</b>	<b>26</b>	<b>1</b>	<b>25</b>	<b>1</b>	<b>18</b>	<b>0</b>	<b>2</b>	<b>0</b>	<b>3</b>	<b>0</b>	<b>2</b>
Entertainment Attendants & Related Workers	39.30	1	0	1	0	0	0	0	0	1	0	0
Funeral Service Workers	39.40	1	0	1	0	1	0	0	0	0	0	0
Personal Appearance Workers	39.50	7	0	7	0	7	0	0	0	0	0	0
Other Personal Care & Service Workers	39.90	17	1	16	1	10	0	2	0	2	0	2
<b>Sales &amp; Related Occupations</b>	<b>41</b>	<b>187</b>	<b>90</b>	<b>97</b>	<b>67</b>	<b>73</b>	<b>4</b>	<b>5</b>	<b>11</b>	<b>10</b>	<b>8</b>	<b>9</b>
Supervisors, Sales Workers	41.10	23	9	14	5	10	0	0	2	1	2	3
Retail Sales Workers	41.20	88	40	48	29	34	2	2	7	8	2	4
Sales Representatives, Services	41.30	44	25	19	20	16	1	2	1	0	3	1
Sales Representatives, Wholesale & Manufacturing	41.40	7	4	3	4	2	0	0	0	1	0	0
Other Sales & Related Workers	41.90	25	12	13	9	11	1	1	1	0	1	1

Occupation	SOC Code	Total Applicants	Total Male	Total Female	White Male	White Female	Black Male	Black Female	Hispanic Male	Hispanic Female	Other Male	Other Female
<b>Office &amp; Administrative Support Occupations</b>	<b>43</b>	<b>399</b>	<b>77</b>	<b>322</b>	<b>55</b>	<b>254</b>	<b>10</b>	<b>28</b>	<b>6</b>	<b>19</b>	<b>6</b>	<b>21</b>
Supervisors, Office & Administrative Support Workers	43.10	1	0	1	0	1	0	0	0	0	0	0
Communications Equipment Operators	43.20	1	1	0	0	0	1	0	0	0	0	0
Financial Clerks	43.30	35	2	33	2	27	0	3	0	1	0	2
Information & Record Clerks	43.40	120	23	97	19	69	2	9	0	10	2	9
Material Recording, Scheduling, Dispatch, & Distribution Wkrs.	43.50	38	25	13	14	10	6	1	3	1	2	1
Secretaries & Administrative Assistants	43.60	133	9	124	7	103	0	7	1	6	1	8
Other Office & Administrative Support Workers	43.90	71	17	54	13	44	1	8	2	1	1	1
<b>Farming, Fishing, &amp; Forestry Occupations</b>	<b>45</b>	<b>1</b>	<b>1</b>	<b>0</b>	<b>0</b>	<b>0</b>	<b>0</b>	<b>0</b>	<b>1</b>	<b>0</b>	<b>0</b>	<b>0</b>
Supervisors of Farming, Fishing, & Forestry Workers	45.10	1	1	0	0	0	0	0	1	0	0	0
<b>Construction &amp; Extraction Occupations</b>	<b>47</b>	<b>97</b>	<b>95</b>	<b>2</b>	<b>71</b>	<b>1</b>	<b>5</b>	<b>0</b>	<b>14</b>	<b>1</b>	<b>5</b>	<b>0</b>
Supervisors of Construction & Extraction Workers	47.10	1	1	0	1	0	0	0	0	0	0	0
Construction Trades Workers	47.20	75	74	1	55	1	2	0	13	0	4	0
Helpers, Construction Trades	47.30	12	12	0	9	0	1	0	1	0	1	0
Other Construction & Related Workers	47.40	2	2	0	1	0	1	0	0	0	0	0
Extraction Workers	47.50	1	1	0	1	0	0	0	0	0	0	0
Other Construction & Extraction Occupations	47.90	6	5	1	4	0	1	0	0	1	0	0
<b>Installation, Maintenance, &amp; Repair Occupations</b>	<b>49</b>	<b>60</b>	<b>58</b>	<b>2</b>	<b>50</b>	<b>1</b>	<b>3</b>	<b>0</b>	<b>3</b>	<b>1</b>	<b>2</b>	<b>0</b>
Electrical & Electronic Equipment Mechanics, Installers	49.20	10	10	0	9	0	1	0	0	0	0	0
Vehicle & Mobile Equip. Mechanics, Installers, & Repairers	49.30	16	16	0	13	0	1	0	2	0	0	0
Other Installation, Maintenance & Repair Occupations	49.90	34	32	2	28	1	1	0	1	1	2	0
<b>Production Occupations</b>	<b>51</b>	<b>119</b>	<b>83</b>	<b>36</b>	<b>47</b>	<b>9</b>	<b>3</b>	<b>3</b>	<b>18</b>	<b>15</b>	<b>15</b>	<b>9</b>
Supervisors of Production Workers	51.10	3	3	0	2	0	0	0	1	0	0	0
Assemblers & Fabricators	51.20	6	3	3	1	0	0	1	1	1	1	1
Food Processing Workers	51.30	1	0	1	0	1	0	0	0	0	0	0
Metal Workers & Plastic Workers	51.40	37	31	6	20	2	0	0	6	4	5	0
Printing Workers	51.50	4	4	0	4	0	0	0	0	0	0	0
Textile, Apparel, & Furnishings Workers	51.60	3	2	1	1	1	1	0	0	0	0	0
Woodworkers	51.70	1	0	1	0	1	0	0	0	0	0	0
Other Production Occupations	51.90	64	40	24	19	4	2	2	10	10	9	8
<b>Transportation &amp; Material Moving Occupations</b>	<b>53</b>	<b>101</b>	<b>77</b>	<b>24</b>	<b>41</b>	<b>18</b>	<b>14</b>	<b>0</b>	<b>14</b>	<b>4</b>	<b>8</b>	<b>2</b>
Air Transportation Workers	53.20	1	1	0	1	0	0	0	0	0	0	0
Motor Vehicle Operators	53.30	71	52	19	32	16	8	0	7	1	5	2

Occupation	SOC Code	Total Applicants	Total Male	Total Female	White Male	White Female	Black Male	Black Female	Hispanic Male	Hispanic Female	Other Male	Other Female
Water Transportation Workers	53.50	1	1	0	1	0	0	0	0	0	0	0
Material Moving Workers	53.70	25	20	5	6	2	5	0	6	3	3	0
Other Transportation & Material Moving Occupations	53.90	3	3	0	1	0	1	0	1	0	0	0
<b>Military Specific Occupations</b>	<b>55</b>	<b>2</b>	<b>2</b>	<b>0</b>	<b>1</b>	<b>0</b>	<b>0</b>	<b>0</b>	<b>0</b>	<b>0</b>	<b>1</b>	<b>0</b>
Military Officer Special & Tactical Operations Leaders/Mgrs.	55.10	1	1	0	1	0	0	0	0	0	0	0
Military Enlisted Tactical Operations & Air/Weapon	55.30	1	1	0	0	0	0	0	0	0	1	0
<b>Unknown/Unclassifiable Occupations</b>	<b>99</b>	<b>80</b>	<b>48</b>	<b>32</b>	<b>32</b>	<b>21</b>	<b>6</b>	<b>4</b>	<b>4</b>	<b>3</b>	<b>6</b>	<b>4</b>
Unknown/Unclassifiable Occupations	99.90	80	48	32	32	21	6	4	4	3	6	4



Occupation	SOC Code	Total Applicants	Total Male	Total Female	White Male	White Female	Black Male	Black Female	Hispanic Male	Hispanic Female	Other Male	Other Female
<b>Total - All Occupations</b>	<b>00</b>	<b>1,924</b>	<b>1,028</b>	<b>896</b>	<b>801</b>	<b>725</b>	<b>87</b>	<b>64</b>	<b>74</b>	<b>53</b>	<b>66</b>	<b>54</b>
<b>Management Occupations</b>	<b>11</b>	<b>150</b>	<b>97</b>	<b>53</b>	<b>82</b>	<b>48</b>	<b>5</b>	<b>1</b>	<b>4</b>	<b>1</b>	<b>6</b>	<b>3</b>
Top Executives	11.10	60	41	19	35	17	2	1	1	1	3	0
Advertising, Marketing, Promotions, Public Rel. Occupations	11.20	23	15	8	13	8	0	0	0	0	2	0
Operations Specialties Managers	11.30	26	17	9	13	6	2	0	2	0	0	3
Other Management Occupations	11.90	41	24	17	21	17	1	0	1	0	1	0
<b>Business &amp; Financial Operations Occupations</b>	<b>13</b>	<b>72</b>	<b>34</b>	<b>38</b>	<b>26</b>	<b>33</b>	<b>4</b>	<b>2</b>	<b>2</b>	<b>1</b>	<b>2</b>	<b>2</b>
Business Operations Specialists	13.10	22	12	10	10	10	0	0	2	0	0	0
Financial Specialists	13.20	42	22	20	16	17	4	1	0	1	2	1
Other Business & Financial Operations Occupations	13.90	8	0	8	0	6	0	1	0	0	0	1
<b>Computer &amp; Mathematical Occupations</b>	<b>15</b>	<b>37</b>	<b>28</b>	<b>9</b>	<b>22</b>	<b>7</b>	<b>0</b>	<b>0</b>	<b>3</b>	<b>1</b>	<b>3</b>	<b>1</b>
Computer Specialists	15.10	35	26	9	21	7	0	0	3	1	2	1
Mathematical Scientists	15.20	1	1	0	1	0	0	0	0	0	0	0
Other Computer & Mathematical Occupations	15.90	1	1	0	0	0	0	0	0	0	1	0
<b>Architecture &amp; Engineering Occupations</b>	<b>17</b>	<b>26</b>	<b>24</b>	<b>2</b>	<b>23</b>	<b>2</b>	<b>1</b>	<b>0</b>	<b>0</b>	<b>0</b>	<b>0</b>	<b>0</b>
Architects, Surveyors, & Cartographers	17.10	2	2	0	2	0	0	0	0	0	0	0
Engineers	17.20	13	13	0	13	0	0	0	0	0	0	0
Drafters, Engineering, & Mapping Technicians	17.30	9	7	2	6	2	1	0	0	0	0	0
Other Architecture & Engineering Occupations	17.90	2	2	0	2	0	0	0	0	0	0	0
<b>Life, Physical, &amp; Social Science Occupations</b>	<b>19</b>	<b>8</b>	<b>5</b>	<b>3</b>	<b>3</b>	<b>2</b>	<b>1</b>	<b>0</b>	<b>0</b>	<b>1</b>	<b>1</b>	<b>0</b>
Social Scientists & Related Workers	19.30	7	4	3	3	2	1	0	0	1	0	0
Life, Physical, & Social Science Technicians	19.40	1	1	0	0	0	0	0	0	0	1	0
<b>Community &amp; Social Services Occupations</b>	<b>21</b>	<b>28</b>	<b>10</b>	<b>18</b>	<b>3</b>	<b>11</b>	<b>6</b>	<b>5</b>	<b>1</b>	<b>1</b>	<b>0</b>	<b>1</b>
Counselors, Social Workers, Other Cmty. & Soc. Svcs. Wkrs.	21.10	20	6	14	1	10	4	4	1	0	0	0
Religious Workers	21.20	1	1	0	0	0	1	0	0	0	0	0
Other Community & Social Services Occupations	21.90	7	3	4	2	1	1	1	0	1	0	1
<b>Legal Occupations</b>	<b>23</b>	<b>15</b>	<b>3</b>	<b>12</b>	<b>3</b>	<b>10</b>	<b>0</b>	<b>1</b>	<b>0</b>	<b>0</b>	<b>0</b>	<b>1</b>
Lawyers, Judges, & Related Workers	23.10	1	1	0	1	0	0	0	0	0	0	0
Legal Support Workers	23.20	13	1	12	1	10	0	1	0	0	0	1
Other Legal Occupations	23.90	1	1	0	1	0	0	0	0	0	0	0
<b>Education, Training, &amp; Library Occupations</b>	<b>25</b>	<b>32</b>	<b>8</b>	<b>24</b>	<b>6</b>	<b>19</b>	<b>0</b>	<b>3</b>	<b>0</b>	<b>1</b>	<b>2</b>	<b>1</b>
Postsecondary Teachers	25.10	2	1	1	1	1	0	0	0	0	0	0
Primary, Secondary & Special Education Teachers	25.20	8	4	4	2	4	0	0	0	0	2	0

Occupation	SOC Code	Total Applicants	Total Male	Total Female	White Male	White Female	Black Male	Black Female	Hispanic Male	Hispanic Female	Other Male	Other Female
Other Teachers & Instructors	25.30	3	1	2	1	1	0	0	0	0	0	1
Other Education, Training, & Library Occupations	25.90	19	2	17	2	13	0	3	0	1	0	0
<b>Arts, Design, Entertainment, Sports, &amp; Media Occupations</b>	<b>27</b>	<b>14</b>	<b>5</b>	<b>9</b>	<b>5</b>	<b>8</b>	<b>0</b>	<b>0</b>	<b>0</b>	<b>1</b>	<b>0</b>	<b>0</b>
Art & Design Workers	27.10	4	1	3	1	3	0	0	0	0	0	0
Entertainers & Performers, Sports & Related Workers	27.20	1	0	1	0	1	0	0	0	0	0	0
Media & Communication Workers	27.30	7	4	3	4	2	0	0	0	1	0	0
Media & Communication Equipment Workers	27.40	1	0	1	0	1	0	0	0	0	0	0
Other Arts, Design, Entertainment, Sports, & Media Workers	27.90	1	0	1	0	1	0	0	0	0	0	0
<b>Healthcare Practitioners &amp; Technical Occupations</b>	<b>29</b>	<b>38</b>	<b>7</b>	<b>31</b>	<b>7</b>	<b>26</b>	<b>0</b>	<b>2</b>	<b>0</b>	<b>1</b>	<b>0</b>	<b>2</b>
Health Diagnosing & Treating Practitioners	29.10	9	1	8	1	7	0	0	0	1	0	0
Health Technologists & Technicians	29.20	24	6	18	6	17	0	0	0	0	0	1
Other Healthcare Practitioners & Technical Occupations	29.90	5	0	5	0	2	0	2	0	0	0	1
<b>Healthcare Support Occupations</b>	<b>31</b>	<b>73</b>	<b>5</b>	<b>68</b>	<b>3</b>	<b>46</b>	<b>0</b>	<b>9</b>	<b>0</b>	<b>10</b>	<b>2</b>	<b>3</b>
Nursing, Psychiatric, & Home Health Aides	31.10	32	4	28	2	18	0	5	0	3	2	2
Other Healthcare Support Occupations	31.90	41	1	40	1	28	0	4	0	7	0	1
<b>Protective Service Occupations</b>	<b>33</b>	<b>14</b>	<b>13</b>	<b>1</b>	<b>10</b>	<b>0</b>	<b>2</b>	<b>1</b>	<b>0</b>	<b>0</b>	<b>1</b>	<b>0</b>
Supervisors of Protective Service Workers	33.10	1	1	0	1	0	0	0	0	0	0	0
Law Enforcement Workers	33.30	3	3	0	3	0	0	0	0	0	0	0
Other Protective Service Workers	33.90	10	9	1	6	0	2	1	0	0	1	0
<b>Food Preparation &amp; Serving Related Occupations</b>	<b>35</b>	<b>72</b>	<b>27</b>	<b>45</b>	<b>18</b>	<b>41</b>	<b>6</b>	<b>0</b>	<b>3</b>	<b>1</b>	<b>0</b>	<b>3</b>
Supervisors of Food Preparation & Serving Workers	35.10	8	5	3	5	3	0	0	0	0	0	0
Cooks & Food Preparation Workers	35.20	27	12	15	8	14	3	0	1	0	0	1
Food & Beverage Serving Workers	35.30	28	5	23	3	21	1	0	1	0	0	2
Other Food Preparation & Serving Related Workers	35.90	9	5	4	2	3	2	0	1	1	0	0
<b>Building &amp; Grounds Cleaning &amp; Maintenance Occupations</b>	<b>37</b>	<b>41</b>	<b>30</b>	<b>11</b>	<b>21</b>	<b>7</b>	<b>4</b>	<b>0</b>	<b>4</b>	<b>2</b>	<b>1</b>	<b>2</b>
Supervisors of Bldg./Grounds Cleaning & Maintenance Wkrs.	37.10	4	3	1	2	1	1	0	0	0	0	0
Building Cleaning & Pest Control Workers	37.20	24	15	9	9	6	2	0	3	1	1	2
Grounds Maintenance Workers	37.30	10	9	1	7	0	1	0	1	1	0	0
Other Building & Grounds Cleaning & Maint. Occupations	37.90	3	3	0	3	0	0	0	0	0	0	0
<b>Personal Care &amp; Service Occupations</b>	<b>39</b>	<b>17</b>	<b>3</b>	<b>14</b>	<b>3</b>	<b>10</b>	<b>0</b>	<b>3</b>	<b>0</b>	<b>0</b>	<b>0</b>	<b>1</b>
Supervisors of Personal Care & Service Workers	39.10	1	1	0	1	0	0	0	0	0	0	0
Personal Appearance Workers	39.50	3	0	3	0	2	0	1	0	0	0	0
Other Personal Care & Service Workers	39.90	13	2	11	2	8	0	2	0	0	0	1

Occupation	SOC Code	Total Applicants	Total Male	Total Female	White Male	White Female	Black Male	Black Female	Hispanic Male	Hispanic Female	Other Male	Other Female
<b>Sales &amp; Related Occupations</b>	<b>41</b>	<b>126</b>	<b>66</b>	<b>60</b>	<b>58</b>	<b>47</b>	<b>1</b>	<b>5</b>	<b>4</b>	<b>2</b>	<b>3</b>	<b>6</b>
Supervisors of Sales Workers	41.10	8	4	4	1	3	1	1	1	0	1	0
Retail Sales Workers	41.20	76	34	42	29	31	0	3	3	2	2	6
Sales Representatives, Services	41.30	26	18	8	18	7	0	1	0	0	0	0
Sales Representatives, Wholesale & Manufacturing	41.40	6	5	1	5	1	0	0	0	0	0	0
Other Sales & Related Workers	41.90	10	5	5	5	5	0	0	0	0	0	0
<b>Office &amp; Administrative Support Occupations</b>	<b>43</b>	<b>375</b>	<b>79</b>	<b>296</b>	<b>61</b>	<b>245</b>	<b>11</b>	<b>22</b>	<b>2</b>	<b>16</b>	<b>5</b>	<b>13</b>
Supervisors of Office & Admin. Support Workers	43.10	1	1	0	1	0	0	0	0	0	0	0
Communications Equipment Operators	43.20	2	1	1	1	0	0	1	0	0	0	0
Financial Clerks	43.30	41	9	32	5	28	2	3	0	1	2	0
Information & Record Clerks	43.40	93	18	75	13	59	3	3	2	9	0	4
Material Recording, Scheduling, Dispatch., & Distr. Workers	43.50	55	32	23	28	20	4	0	0	2	0	1
Secretaries & Administrative Assistants	43.60	73	1	72	0	64	0	3	0	2	1	3
Other Office & Administrative Support Workers	43.90	110	17	93	13	74	2	12	0	2	2	5
<b>Farming, Fishing, &amp; Forestry Occupations</b>	<b>45</b>	<b>7</b>	<b>5</b>	<b>2</b>	<b>2</b>	<b>0</b>	<b>0</b>	<b>0</b>	<b>3</b>	<b>2</b>	<b>0</b>	<b>0</b>
Agricultural Workers	45.20	4	3	1	1	0	0	0	2	1	0	0
Other Farming, Fishing, & Forestry Workers	45.90	3	2	1	1	0	0	0	1	1	0	0
<b>Construction &amp; Extraction Occupations</b>	<b>47</b>	<b>121</b>	<b>115</b>	<b>6</b>	<b>94</b>	<b>5</b>	<b>5</b>	<b>0</b>	<b>7</b>	<b>0</b>	<b>9</b>	<b>1</b>
Supervisors of Construction & Extraction Workers	47.10	1	1	0	1	0	0	0	0	0	0	0
Construction Trades Workers	47.20	96	92	4	77	3	4	0	5	0	6	1
Helpers, Construction Trades	47.30	19	17	2	14	2	0	0	2	0	1	0
Other Construction & Related Workers	47.40	2	2	0	2	0	0	0	0	0	0	0
Other Construction & Extraction Occupations	47.90	3	3	0	0	0	1	0	0	0	2	0
<b>Installation, Maintenance, &amp; Repair Occupations</b>	<b>49</b>	<b>95</b>	<b>93</b>	<b>2</b>	<b>81</b>	<b>1</b>	<b>2</b>	<b>0</b>	<b>6</b>	<b>1</b>	<b>4</b>	<b>0</b>
Electrical & Electronic Equipment Mechanics, Installers	49.20	16	15	1	14	1	0	0	1	0	0	0
Vehicle & Mobile Equip. Mechanics, Installers, Repairers	49.30	26	26	0	22	0	2	0	1	0	1	0
Other Installation, Maintenance & Repair Occupations	49.90	53	52	1	45	0	0	0	4	1	3	0
<b>Production Occupations</b>	<b>51</b>	<b>271</b>	<b>176</b>	<b>95</b>	<b>128</b>	<b>75</b>	<b>20</b>	<b>7</b>	<b>16</b>	<b>9</b>	<b>12</b>	<b>4</b>
Supervisors of Production Workers	51.10	2	2	0	2	0	0	0	0	0	0	0
Assemblers & Fabricators	51.20	4	4	0	4	0	0	0	0	0	0	0
Food Processing Workers	51.30	3	3	0	3	0	0	0	0	0	0	0
Metal Workers & Plastic Workers	51.40	77	63	14	47	13	4	0	8	1	4	0
Printing Workers	51.50	7	5	2	4	2	0	0	0	0	1	0

Occupation	SOC Code	Total Applicants	Total Male	Total Female	White Male	White Female	Black Male	Black Female	Hispanic Male	Hispanic Female	Other Male	Other Female
Textile, Apparel, & Furnishings Workers	51.60	1	0	1	0	1	0	0	0	0	0	0
Plant & System Operators	51.80	1	1	0	1	0	0	0	0	0	0	0
Other Production Occupations	51.90	176	98	78	67	59	16	7	8	8	7	4
<b>Transportation &amp; Material Moving Occupations</b>	<b>53</b>	<b>169</b>	<b>123</b>	<b>46</b>	<b>88</b>	<b>42</b>	<b>15</b>	<b>0</b>	<b>13</b>	<b>1</b>	<b>7</b>	<b>3</b>
Supervisors of Transportation & Material Moving Workers	53.10	5	5	0	5	0	0	0	0	0	0	0
Air Transportation Workers	53.20	1	1	0	1	0	0	0	0	0	0	0
Motor Vehicle Operators	53.30	102	61	41	50	37	5	0	2	1	4	3
Other Transportation Workers	53.60	3	3	0	2	0	0	0	1	0	0	0
Material Moving Workers	53.70	48	45	3	25	3	9	0	9	0	2	0
Other Transportation & Material Moving Occupations	53.90	10	8	2	5	2	1	0	1	0	1	0
<b>Military Specific Occupations</b>	<b>55</b>	<b>4</b>	<b>3</b>	<b>1</b>	<b>3</b>	<b>0</b>	<b>0</b>	<b>1</b>	<b>0</b>	<b>0</b>	<b>0</b>	<b>0</b>
Military Officer Special & Tactical Operations Leaders/Mgrs.	55.10	1	1	0	1	0	0	0	0	0	0	0
Military Enlisted Tactical Operations & Air/Weapon	55.30	3	2	1	2	0	0	1	0	0	0	0
<b>Unknown/Unclassifiable Occupations</b>	<b>99</b>	<b>119</b>	<b>69</b>	<b>50</b>	<b>51</b>	<b>40</b>	<b>4</b>	<b>2</b>	<b>6</b>	<b>1</b>	<b>8</b>	<b>7</b>
Unknown/Unclassifiable Occupations	99.90	119	69	50	51	40	4	2	6	1	8	7

Occupation	SOC Code	Total Applicants	Total Male	Total Female	White Male	White Female	Black Male	Black Female	Hispanic Male	Hispanic Female	Other Male	Other Female
<b>Total - All Occupations</b>	<b>00</b>	<b>13,184</b>	<b>6,617</b>	<b>6,567</b>	<b>2,924</b>	<b>2,494</b>	<b>1,617</b>	<b>1,889</b>	<b>1,422</b>	<b>1,656</b>	<b>654</b>	<b>528</b>
<b>Management Occupations</b>	<b>11</b>	<b>747</b>	<b>413</b>	<b>334</b>	<b>287</b>	<b>198</b>	<b>51</b>	<b>56</b>	<b>43</b>	<b>47</b>	<b>32</b>	<b>33</b>
Top Executives	11.10	308	184	124	123	65	19	24	22	21	20	14
Advertising, Marketing, Promotions, Public Rel. Occupations	11.20	99	52	47	38	33	7	7	2	4	5	3
Operations Specialties Managers	11.30	149	67	82	50	53	8	15	7	8	2	6
Other Management Occupations	11.90	191	110	81	76	47	17	10	12	14	5	10
<b>Business &amp; Financial Operations Occupations</b>	<b>13</b>	<b>518</b>	<b>225</b>	<b>293</b>	<b>133</b>	<b>170</b>	<b>43</b>	<b>60</b>	<b>28</b>	<b>36</b>	<b>21</b>	<b>27</b>
Business Operations Specialists	13.10	171	64	107	37	64	17	22	7	10	3	11
Financial Specialists	13.20	277	132	145	81	85	20	30	17	18	14	12
Other Business & Financial Operations Occupations	13.90	70	29	41	15	21	6	8	4	8	4	4
<b>Computer &amp; Mathematical Occupations</b>	<b>15</b>	<b>228</b>	<b>164</b>	<b>64</b>	<b>108</b>	<b>28</b>	<b>26</b>	<b>15</b>	<b>16</b>	<b>13</b>	<b>14</b>	<b>8</b>
Computer Specialists	15.10	203	149	54	97	24	23	13	15	9	14	8
Mathematical Scientists	15.20	1	1	0	1	0	0	0	0	0	0	0
Other Computer & Mathematical Occupations	15.90	24	14	10	10	4	3	2	1	4	0	0
<b>Architecture &amp; Engineering Occupations</b>	<b>17</b>	<b>129</b>	<b>102</b>	<b>27</b>	<b>68</b>	<b>15</b>	<b>11</b>	<b>6</b>	<b>10</b>	<b>2</b>	<b>13</b>	<b>4</b>
Architects, Surveyors, & Cartographers	17.10	7	6	1	6	1	0	0	0	0	0	0
Engineers	17.20	73	61	12	45	7	4	3	3	0	9	2
Drafters, Engineering, & Mapping Technicians	17.30	40	29	11	14	6	5	2	6	1	4	2
Other Architecture & Engineering Occupations	17.90	9	6	3	3	1	2	1	1	1	0	0
<b>Life, Physical, &amp; Social Science Occupations</b>	<b>19</b>	<b>65</b>	<b>22</b>	<b>43</b>	<b>16</b>	<b>24</b>	<b>2</b>	<b>9</b>	<b>3</b>	<b>7</b>	<b>1</b>	<b>3</b>
Life Scientists	19.10	6	2	4	1	1	0	1	1	2	0	0
Physical Scientists	19.20	5	4	1	4	1	0	0	0	0	0	0
Social Scientists & Related Workers	19.30	34	9	25	6	14	1	6	1	3	1	2
Life, Physical, & Social Science Technicians	19.40	10	2	8	2	5	0	2	0	1	0	0
Other Life, Physical, & Social Science Occupations	19.90	10	5	5	3	3	1	0	1	1	0	1
<b>Community &amp; Social Services Occupations</b>	<b>21</b>	<b>273</b>	<b>101</b>	<b>172</b>	<b>27</b>	<b>43</b>	<b>48</b>	<b>65</b>	<b>19</b>	<b>54</b>	<b>7</b>	<b>10</b>
Counselors, Social Workers, Other Cmty. & Soc. Svcs. Wkrs.	21.10	207	75	132	18	37	39	50	13	39	5	6
Religious Workers	21.20	5	3	2	1	1	1	0	1	1	0	0
Other Community & Social Services Occupations	21.90	61	23	38	8	5	8	15	5	14	2	4
<b>Legal Occupations</b>	<b>23</b>	<b>64</b>	<b>15</b>	<b>49</b>	<b>5</b>	<b>24</b>	<b>3</b>	<b>16</b>	<b>3</b>	<b>5</b>	<b>4</b>	<b>4</b>
Lawyers, Judges, & Related Workers	23.10	15	6	9	3	6	0	2	1	1	2	0
Legal Support Workers	23.20	36	4	32	0	15	2	11	1	4	1	2
Other Legal Occupations	23.90	13	5	8	2	3	1	3	1	0	1	2



Occupation	SOC Code	Total Applicants	Total Male	Total Female	White Male	White Female	Black Male	Black Female	Hispanic Male	Hispanic Female	Other Male	Other Female
<b>Education, Training, &amp; Library Occupations</b>	<b>25</b>	<b>355</b>	<b>80</b>	<b>275</b>	<b>38</b>	<b>76</b>	<b>23</b>	<b>88</b>	<b>12</b>	<b>92</b>	<b>7</b>	<b>19</b>
Postsecondary Teachers	25.10	36	18	18	8	2	4	8	5	4	1	4
Primary, Secondary & Special Ed. Teachers	25.20	98	23	75	15	32	5	16	2	22	1	5
Other Teachers & Instructors	25.30	17	6	11	3	4	3	3	0	3	0	1
Librarians, Curators, & Archivists	25.40	5	3	2	0	0	0	0	3	2	0	0
Other Education, Training, & Library Occupations	25.90	199	30	169	12	38	11	61	2	61	5	9
<b>Arts, Design, Entertainment, Sports, &amp; Media Occupations</b>	<b>27</b>	<b>149</b>	<b>76</b>	<b>73</b>	<b>38</b>	<b>40</b>	<b>20</b>	<b>12</b>	<b>16</b>	<b>11</b>	<b>2</b>	<b>10</b>
Art & Design Workers	27.10	66	29	37	15	23	8	8	5	1	1	5
Entertainers & Performers, Sports & Related Workers	27.20	21	12	9	4	3	4	1	4	5	0	0
Media & Communication Workers	27.30	33	17	16	12	10	2	2	2	1	1	3
Media & Communication Equipment Workers	27.40	11	8	3	5	2	0	0	3	1	0	0
Other Arts, Design, Entertainment, Sports, & Media Workers	27.90	18	10	8	2	2	6	1	2	3	0	2
<b>Healthcare Practitioners &amp; Technical Occupations</b>	<b>29</b>	<b>211</b>	<b>48</b>	<b>163</b>	<b>28</b>	<b>79</b>	<b>10</b>	<b>48</b>	<b>5</b>	<b>30</b>	<b>5</b>	<b>6</b>
Health Diagnosing & Treating Practitioners	29.10	60	13	47	10	32	1	7	1	5	1	3
Health Technologists & Technicians	29.20	117	29	88	15	38	7	29	4	18	3	3
Other Healthcare Practitioners & Technical Occupations	29.90	34	6	28	3	9	2	12	0	7	1	0
<b>Healthcare Support Occupations</b>	<b>31</b>	<b>703</b>	<b>83</b>	<b>620</b>	<b>28</b>	<b>165</b>	<b>32</b>	<b>272</b>	<b>18</b>	<b>134</b>	<b>5</b>	<b>49</b>
Nursing, Psychiatric, & Home Health Aides	31.10	446	47	399	15	95	18	183	9	86	5	35
Occupational & Physical Therapist Assistants & Aides	31.20	6	2	4	1	1	1	2	0	1	0	0
Other Healthcare Support Occupations	31.90	251	34	217	12	69	13	87	9	47	0	14
<b>Protective Service Occupations</b>	<b>33</b>	<b>195</b>	<b>130</b>	<b>65</b>	<b>37</b>	<b>11</b>	<b>39</b>	<b>33</b>	<b>42</b>	<b>18</b>	<b>12</b>	<b>3</b>
First-Line Supervisors/Mgrs. of Protective Service Workers	33.10	2	2	0	1	0	1	0	0	0	0	0
Fire Fighting & Prevention Workers	33.20	3	3	0	2	0	1	0	0	0	0	0
Law Enforcement Workers	33.30	18	16	2	5	1	5	0	6	1	0	0
Other Protective Service Workers	33.90	172	109	63	29	10	32	33	36	17	12	3
<b>Food Preparation &amp; Serving Related Occupations</b>	<b>35</b>	<b>778</b>	<b>408</b>	<b>370</b>	<b>111</b>	<b>141</b>	<b>145</b>	<b>98</b>	<b>115</b>	<b>104</b>	<b>37</b>	<b>27</b>
Supervisors of Food Preparation & Serving Workers	35.10	62	52	10	26	6	12	2	10	1	4	1
Cooks & Food Preparation Workers	35.20	370	219	151	46	46	84	42	63	53	26	10
Food & Beverage Serving Workers	35.30	235	73	162	26	71	18	40	24	39	5	12
Other Food Preparation & Serving Related Workers	35.90	111	64	47	13	18	31	14	18	11	2	4
<b>Building &amp; Grounds Cleaning &amp; Maintenance Occupations</b>	<b>37</b>	<b>465</b>	<b>299</b>	<b>166</b>	<b>80</b>	<b>37</b>	<b>94</b>	<b>51</b>	<b>99</b>	<b>67</b>	<b>26</b>	<b>11</b>
Supervisors of Bldg./Grounds Cleaning & Maintenance Wkrs.	37.10	24	11	13	2	4	3	1	5	8	1	0
Building Cleaning & Pest Control Workers	37.20	292	157	135	31	26	54	47	54	51	18	11

Occupation	SOC Code	Total Applicants	Total Male	Total Female	White Male	White Female	Black Male	Black Female	Hispanic Male	Hispanic Female	Other Male	Other Female
Grounds Maintenance Workers	37.30	82	77	5	30	3	17	1	26	1	4	0
Other Building & Grounds Cleaning & Maint. Occupations	37.90	67	54	13	17	4	20	2	14	7	3	0
<b>Personal Care &amp; Service Occupations</b>	<b>39</b>	<b>151</b>	<b>27</b>	<b>124</b>	<b>10</b>	<b>37</b>	<b>7</b>	<b>45</b>	<b>8</b>	<b>37</b>	<b>2</b>	<b>5</b>
Entertainment Attendants & Related Workers	39.30	7	5	2	0	0	3	1	2	1	0	0
Personal Appearance Workers	39.50	10	1	9	0	4	1	2	0	3	0	0
Transportation, Tourism, & Lodging Attendants	39.60	3	1	2	0	0	0	1	1	1	0	0
Other Personal Care & Service Workers	39.90	131	20	111	10	33	3	41	5	32	2	5
<b>Sales &amp; Related Occupations</b>	<b>41</b>	<b>1,215</b>	<b>483</b>	<b>732</b>	<b>265</b>	<b>271</b>	<b>104</b>	<b>204</b>	<b>74</b>	<b>202</b>	<b>40</b>	<b>55</b>
Supervisors of Sales Workers	41.10	87	45	42	32	28	3	3	8	9	2	2
Retail Sales Workers	41.20	765	246	519	122	167	64	166	46	153	14	33
Sales Representatives, Services	41.30	209	120	89	71	44	17	16	15	16	17	13
Sales Representatives, Wholesale & Manufacturing	41.40	27	19	8	13	3	3	1	1	3	2	1
Other Sales & Related Workers	41.90	127	53	74	27	29	17	18	4	21	5	6
<b>Office &amp; Administrative Support Occupations</b>	<b>43</b>	<b>2,299</b>	<b>524</b>	<b>1,775</b>	<b>202</b>	<b>746</b>	<b>159</b>	<b>574</b>	<b>110</b>	<b>331</b>	<b>53</b>	<b>124</b>
Supervisors of Office & Admin. Support Workers	43.10	10	1	9	0	5	0	2	1	2	0	0
Communications Equipment Operators	43.20	16	2	14	1	3	1	7	0	4	0	0
Financial Clerks	43.30	204	30	174	12	86	12	44	2	27	4	17
Information & Record Clerks	43.40	757	172	585	75	233	51	192	28	123	18	37
Material Recording, Scheduling, Dispatch., & Distr. Workers	43.50	232	150	82	36	22	50	32	52	20	12	8
Secretaries & Administrative Assistants	43.60	457	30	427	18	216	8	120	3	68	1	23
Other Office & Administrative Support Workers	43.90	623	139	484	60	181	37	177	24	87	18	39
<b>Farming, Fishing, &amp; Forestry Occupations</b>	<b>45</b>	<b>32</b>	<b>25</b>	<b>7</b>	<b>8</b>	<b>5</b>	<b>3</b>	<b>0</b>	<b>11</b>	<b>2</b>	<b>3</b>	<b>0</b>
Supervisors of Farming, Fishing, & Forestry Workers	45.10	1	0	1	0	1	0	0	0	0	0	0
Agricultural Workers	45.20	26	21	5	6	3	2	0	11	2	2	0
Forest, Conservation, & Logging Workers	45.40	1	1	0	0	0	1	0	0	0	0	0
Other Farming, Fishing, & Forestry Workers	45.90	4	3	1	2	1	0	0	0	0	1	0
<b>Construction &amp; Extraction Occupations</b>	<b>47</b>	<b>1,016</b>	<b>973</b>	<b>43</b>	<b>510</b>	<b>18</b>	<b>185</b>	<b>11</b>	<b>191</b>	<b>12</b>	<b>87</b>	<b>2</b>
Supervisors, Construction & Extraction Workers	47.10	4	4	0	3	0	1	0	0	0	0	0
Construction Trades Workers	47.20	796	767	29	419	15	134	8	145	5	69	1
Helpers, Construction Trades	47.30	129	123	6	68	2	27	2	17	1	11	1
Other Construction & Related Workers	47.40	47	41	6	7	0	10	1	21	5	3	0
Extraction Workers	47.50	1	1	0	0	0	0	0	0	0	1	0
Other Construction & Extraction Occupations	47.90	39	37	2	13	1	13	0	8	1	3	0

Occupation	SOC Code	Total Applicants	Total Male	Total Female	White Male	White Female	Black Male	Black Female	Hispanic Male	Hispanic Female	Other Male	Other Female
<b>Installation, Maintenance, &amp; Repair Occupations</b>	<b>49</b>	<b>413</b>	<b>385</b>	<b>28</b>	<b>191</b>	<b>11</b>	<b>61</b>	<b>4</b>	<b>100</b>	<b>10</b>	<b>33</b>	<b>3</b>
Supervisors of Installation, Maintenance, & Repair Workers	49.10	2	2	0	1	0	0	0	1	0	0	0
Electrical & Electronic Equipment Mechanics, Installers	49.20	50	43	7	15	3	13	1	11	1	4	2
Vehicle & Mobile Equip. Mechanics, Installers, Repairers	49.30	113	108	5	71	3	11	2	21	0	5	0
Other Installation, Maintenance & Repair Occupations	49.90	248	232	16	104	5	37	1	67	9	24	1
<b>Production Occupations</b>	<b>51</b>	<b>1,513</b>	<b>1,009</b>	<b>504</b>	<b>398</b>	<b>156</b>	<b>258</b>	<b>104</b>	<b>254</b>	<b>205</b>	<b>99</b>	<b>39</b>
Supervisors of Production Workers	51.10	1	1	0	1	0	0	0	0	0	0	0
Assemblers & Fabricators	51.20	112	56	56	17	19	9	8	27	27	3	2
Food Processing Workers	51.30	27	11	16	2	5	3	2	6	8	0	1
Metal Workers & Plastic Workers	51.40	439	347	92	168	32	65	11	83	44	31	5
Printing Workers	51.50	34	30	4	19	1	5	1	4	2	2	0
Textile, Apparel, & Furnishings Workers	51.60	27	5	22	2	5	1	3	2	13	0	1
Woodworkers	51.70	3	2	1	2	0	0	0	0	1	0	0
Plant & System Operators	51.80	3	2	1	1	0	0	0	1	1	0	0
Other Production Occupations	51.90	867	555	312	186	94	175	79	131	109	63	30
<b>Transportation &amp; Material Moving Occupations</b>	<b>53</b>	<b>819</b>	<b>644</b>	<b>175</b>	<b>202</b>	<b>62</b>	<b>210</b>	<b>36</b>	<b>171</b>	<b>65</b>	<b>61</b>	<b>12</b>
Supervisors of Transportation & Material Moving Workers	53.10	3	3	0	1	0	1	0	0	0	1	0
Air Transportation Workers	53.20	5	4	1	3	0	1	1	0	0	0	0
Motor Vehicle Operators	53.30	515	391	124	145	54	117	22	92	41	37	7
Rail Transportation Workers	53.40	2	2	0	0	0	1	0	0	0	1	0
Other Transportation Workers	53.60	14	9	5	4	1	1	1	4	3	0	0
Material Moving Workers	53.70	248	207	41	44	5	73	12	73	20	17	4
Other Transportation & Material Moving Occupations	53.90	32	28	4	5	2	16	0	2	1	5	1
<b>Military Specific Occupations</b>	<b>55</b>	<b>15</b>	<b>15</b>	<b>0</b>	<b>7</b>	<b>0</b>	<b>2</b>	<b>0</b>	<b>3</b>	<b>0</b>	<b>3</b>	<b>0</b>
Military Officer Special & Tactical Operations Leaders/Mgrs.	55.10	2	2	0	2	0	0	0	0	0	0	0
Military Enlisted Tactical Operations & Air/Weapon	55.30	8	8	0	4	0	0	0	2	0	2	0
Other Military Specific Occupations	55.90	5	5	0	1	0	2	0	1	0	1	0
<b>Unknown/Unclassifiable Occupations</b>	<b>99</b>	<b>831</b>	<b>366</b>	<b>465</b>	<b>127</b>	<b>137</b>	<b>81</b>	<b>82</b>	<b>71</b>	<b>172</b>	<b>87</b>	<b>74</b>
Unknown/Unclassifiable Occupations	99.90	831	366	465	127	137	81	82	71	172	87	74

Occupation	SOC Code	Total Applicants	Total Male	Total Female	White Male	White Female	Black Male	Black Female	Hispanic Male	Hispanic Female	Other Male	Other Female
<b>Total - All Occupations</b>	<b>00</b>	<b>8,394</b>	<b>4,380</b>	<b>4,014</b>	<b>2,237</b>	<b>1,921</b>	<b>1,000</b>	<b>1,079</b>	<b>654</b>	<b>688</b>	<b>489</b>	<b>326</b>
<b>Management Occupations</b>	<b>11</b>	<b>465</b>	<b>275</b>	<b>190</b>	<b>215</b>	<b>145</b>	<b>26</b>	<b>20</b>	<b>18</b>	<b>14</b>	<b>16</b>	<b>11</b>
Top Executives	11.10	163	99	64	78	49	9	5	7	7	5	3
Advertising, Marketing, Promotions, Public Rel. Occupations	11.20	102	66	36	54	30	5	4	4	1	3	1
Operations Specialties Managers	11.30	75	39	36	29	26	6	3	1	2	3	5
Other Management Occupations	11.90	125	71	54	54	40	6	8	6	4	5	2
<b>Business &amp; Financial Operations Occupations</b>	<b>13</b>	<b>404</b>	<b>171</b>	<b>233</b>	<b>108</b>	<b>131</b>	<b>35</b>	<b>76</b>	<b>16</b>	<b>17</b>	<b>12</b>	<b>9</b>
Business Operations Specialists	13.10	72	30	42	24	26	1	12	3	4	2	0
Financial Specialists	13.20	306	130	176	76	94	33	63	12	11	9	8
Other Business & Financial Operations Occupations	13.90	26	11	15	8	11	1	1	1	2	1	1
<b>Computer &amp; Mathematical Occupations</b>	<b>15</b>	<b>126</b>	<b>89</b>	<b>37</b>	<b>55</b>	<b>25</b>	<b>15</b>	<b>5</b>	<b>7</b>	<b>3</b>	<b>12</b>	<b>4</b>
Computer Specialists	15.10	113	82	31	50	20	14	5	6	2	12	4
Other Computer & Mathematical Occupations	15.90	13	7	6	5	5	1	0	1	1	0	0
<b>Architecture &amp; Engineering Occupations</b>	<b>17</b>	<b>92</b>	<b>79</b>	<b>13</b>	<b>59</b>	<b>9</b>	<b>5</b>	<b>1</b>	<b>6</b>	<b>3</b>	<b>9</b>	<b>0</b>
Architects, Surveyors, & Cartographers	17.10	4	4	0	3	0	0	0	1	0	0	0
Engineers	17.20	55	48	7	41	4	2	1	0	2	5	0
Drafters, Engineering, & Mapping Technicians	17.30	27	22	5	12	4	2	0	5	1	3	0
Other Architecture & Engineering Occupations	17.90	6	5	1	3	1	1	0	0	0	1	0
<b>Life, Physical, &amp; Social Science Occupations</b>	<b>19</b>	<b>49</b>	<b>25</b>	<b>24</b>	<b>12</b>	<b>14</b>	<b>4</b>	<b>5</b>	<b>0</b>	<b>2</b>	<b>9</b>	<b>3</b>
Life Scientists	19.10	5	0	5	0	3	0	1	0	0	0	1
Physical Scientists	19.20	13	12	1	5	0	0	0	0	0	7	1
Social Scientists & Related Workers	19.30	21	8	13	4	8	3	4	0	1	1	0
Life, Physical, & Social Science Technicians	19.40	4	2	2	1	1	0	0	0	1	1	0
Other Life, Physical, & Social Science Occupations	19.90	6	3	3	2	2	1	0	0	0	0	1
<b>Community &amp; Social Services Occupations</b>	<b>21</b>	<b>120</b>	<b>36</b>	<b>84</b>	<b>8</b>	<b>25</b>	<b>17</b>	<b>40</b>	<b>6</b>	<b>11</b>	<b>5</b>	<b>8</b>
Counselors, Social Workers, Other Cmty. & Soc. Svcs. Wkrs.	21.10	94	25	69	5	17	14	37	1	9	5	6
Religious Workers	21.20	2	2	0	0	0	2	0	0	0	0	0
Other Community & Social Services Occupations	21.90	24	9	15	3	8	1	3	5	2	0	2
<b>Legal Occupations</b>	<b>23</b>	<b>43</b>	<b>19</b>	<b>24</b>	<b>16</b>	<b>16</b>	<b>1</b>	<b>3</b>	<b>1</b>	<b>2</b>	<b>1</b>	<b>3</b>
Lawyers, Judges, & Related Workers	23.10	10	6	4	6	2	0	1	0	0	0	1
Legal Support Workers	23.20	24	9	15	7	9	1	2	1	2	0	2
Other Legal Occupations	23.90	9	4	5	3	5	0	0	0	0	1	0
<b>Education, Training, &amp; Library Occupations</b>	<b>25</b>	<b>162</b>	<b>30</b>	<b>132</b>	<b>23</b>	<b>72</b>	<b>6</b>	<b>27</b>	<b>0</b>	<b>25</b>	<b>1</b>	<b>8</b>

Occupation	SOC Code	Total Applicants	Total Male	Total Female	White Male	White Female	Black Male	Black Female	Hispanic Male	Hispanic Female	Other Male	Other Female
Postsecondary Teachers	25.10	19	4	15	3	6	0	5	0	2	1	2
Primary, Secondary & Special Ed. Teachers	25.20	59	14	45	12	35	2	5	0	4	0	1
Other Teachers & Instructors	25.30	7	4	3	3	3	1	0	0	0	0	0
Librarians, Curators, & Archivists	25.40	2	0	2	0	1	0	0	0	0	0	1
Other Education, Training, & Library Occupations	25.90	75	8	67	5	27	3	17	0	19	0	4
<b>Arts, Design, Entertainment, Sports, &amp; Media Occupations</b>	<b>27</b>	<b>82</b>	<b>51</b>	<b>31</b>	<b>37</b>	<b>19</b>	<b>9</b>	<b>6</b>	<b>3</b>	<b>4</b>	<b>2</b>	<b>2</b>
Art & Design Workers	27.10	39	25	14	19	10	5	1	1	3	0	0
Entertainers & Performers, Sports & Related Workers	27.20	10	5	5	2	2	1	1	1	1	1	1
Media & Communication Workers	27.30	24	14	10	10	6	3	3	0	0	1	1
Media & Communication Equipment Workers	27.40	4	3	1	3	1	0	0	0	0	0	0
Other Arts, Design, Entertainment, Sports, & Media Workers	27.90	5	4	1	3	0	0	1	1	0	0	0
<b>Healthcare Practitioners &amp; Technical Occupations</b>	<b>29</b>	<b>129</b>	<b>32</b>	<b>97</b>	<b>17</b>	<b>50</b>	<b>9</b>	<b>30</b>	<b>4</b>	<b>9</b>	<b>2</b>	<b>8</b>
Health Diagnosing & Treating Practitioners	29.10	40	9	31	6	18	1	5	0	3	2	5
Health Technologists & Technicians	29.20	70	17	53	10	28	4	18	3	4	0	3
Other Healthcare Practitioners & Technical Occupations	29.90	19	6	13	1	4	4	7	1	2	0	0
<b>Healthcare Support Occupations</b>	<b>31</b>	<b>369</b>	<b>34</b>	<b>335</b>	<b>9</b>	<b>83</b>	<b>20</b>	<b>169</b>	<b>2</b>	<b>57</b>	<b>3</b>	<b>26</b>
Nursing, Psychiatric, & Home Health Aides	31.10	275	25	250	6	51	16	137	2	42	1	20
Other Healthcare Support Occupations	31.90	94	9	85	3	32	4	32	0	15	2	6
<b>Protective Service Occupations</b>	<b>33</b>	<b>95</b>	<b>66</b>	<b>29</b>	<b>24</b>	<b>12</b>	<b>25</b>	<b>12</b>	<b>12</b>	<b>5</b>	<b>5</b>	<b>0</b>
First-Line Supervisors/Mgrs. of Protective Service Workers	33.10	3	1	2	1	1	0	1	0	0	0	0
Fire Fighting & Prevention Workers	33.20	1	1	0	1	0	0	0	0	0	0	0
Law Enforcement Workers	33.30	13	11	2	3	0	5	2	3	0	0	0
Other Protective Service Workers	33.90	78	53	25	19	11	20	9	9	5	5	0
<b>Food Preparation &amp; Serving Related Occupations</b>	<b>35</b>	<b>423</b>	<b>195</b>	<b>228</b>	<b>68</b>	<b>134</b>	<b>90</b>	<b>59</b>	<b>23</b>	<b>20</b>	<b>14</b>	<b>15</b>
Supervisors of Food Preparation & Serving Workers	35.10	26	20	6	13	3	5	1	0	1	2	1
Cooks & Food Preparation Workers	35.20	184	112	72	37	41	54	18	14	7	7	6
Food & Beverage Serving Workers	35.30	176	41	135	17	83	14	36	5	9	5	7
Other Food Preparation & Serving Related Workers	35.90	37	22	15	1	7	17	4	4	3	0	1
<b>Building &amp; Grounds Cleaning &amp; Maintenance Occupations</b>	<b>37</b>	<b>208</b>	<b>140</b>	<b>68</b>	<b>54</b>	<b>20</b>	<b>50</b>	<b>23</b>	<b>29</b>	<b>22</b>	<b>7</b>	<b>3</b>
Supervisors of Bldg./Grounds Cleaning & Maintenance Wkrs.	37.10	6	3	3	1	2	0	1	2	0	0	0
Building Cleaning & Pest Control Workers	37.20	151	89	62	28	17	36	21	19	21	6	3
Grounds Maintenance Workers	37.30	33	33	0	21	0	6	0	6	0	0	0
Other Building & Grounds Cleaning & Maint. Occupations	37.90	18	15	3	4	1	8	1	2	1	1	0



Occupation	SOC Code	Total Applicants	Total Male	Total Female	White Male	White Female	Black Male	Black Female	Hispanic Male	Hispanic Female	Other Male	Other Female
<b>Personal Care &amp; Service Occupations</b>	<b>39</b>	<b>80</b>	<b>9</b>	<b>71</b>	<b>6</b>	<b>33</b>	<b>1</b>	<b>25</b>	<b>1</b>	<b>8</b>	<b>1</b>	<b>5</b>
Entertainment Attendants & Related Workers	39.30	1	1	0	1	0	0	0	0	0	0	0
Personal Appearance Workers	39.50	19	3	16	1	9	1	4	1	3	0	0
Transportation, Tourism, & Lodging Attendants	39.60	1	0	1	0	0	0	1	0	0	0	0
Other Personal Care & Service Workers	39.90	59	5	54	4	24	0	20	0	5	1	5
<b>Sales &amp; Related Occupations</b>	<b>41</b>	<b>771</b>	<b>343</b>	<b>428</b>	<b>211</b>	<b>193</b>	<b>77</b>	<b>138</b>	<b>34</b>	<b>76</b>	<b>21</b>	<b>21</b>
Supervisors of Sales Workers	41.10	76	45	31	29	22	6	5	7	3	3	1
Retail Sales Workers	41.20	486	178	308	103	121	45	111	16	60	14	16
Sales Representatives, Services	41.30	101	61	40	42	25	12	9	5	5	2	1
Sales Representatives, Wholesale & Manufacturing	41.40	13	8	5	5	0	2	2	1	3	0	0
Other Sales & Related Workers	41.90	95	51	44	32	25	12	11	5	5	2	3
<b>Office &amp; Administrative Support Occupations</b>	<b>43</b>	<b>1,504</b>	<b>358</b>	<b>1,146</b>	<b>160</b>	<b>664</b>	<b>112</b>	<b>262</b>	<b>50</b>	<b>147</b>	<b>36</b>	<b>73</b>
Supervisors of Office & Admin. Support Workers	43.10	5	1	4	0	1	1	1	0	1	0	1
Communications Equipment Operators	43.20	5	2	3	1	2	1	0	0	0	0	1
Financial Clerks	43.30	135	22	113	15	75	5	18	1	10	1	10
Information & Record Clerks	43.40	506	128	378	61	181	37	112	14	60	16	25
Material Recording, Scheduling, Dispatch., & Distr. Workers	43.50	150	111	39	36	21	40	9	25	8	10	1
Secretaries & Administrative Assistants	43.60	383	27	356	11	238	8	66	6	33	2	19
Other Office & Administrative Support Workers	43.90	320	67	253	36	146	20	56	4	35	7	16
<b>Farming, Fishing, &amp; Forestry Occupations</b>	<b>45</b>	<b>9</b>	<b>8</b>	<b>1</b>	<b>1</b>	<b>0</b>	<b>5</b>	<b>0</b>	<b>2</b>	<b>0</b>	<b>0</b>	<b>1</b>
Agricultural Workers	45.20	5	4	1	1	0	1	0	2	0	0	1
Fishing & Hunting Workers	45.30	1	1	0	0	0	1	0	0	0	0	0
Forest, Conservation, & Logging Workers	45.40	1	1	0	0	0	1	0	0	0	0	0
Other Farming, Fishing, & Forestry Workers	45.90	2	2	0	0	0	2	0	0	0	0	0
<b>Construction &amp; Extraction Occupations</b>	<b>47</b>	<b>586</b>	<b>562</b>	<b>24</b>	<b>347</b>	<b>5</b>	<b>79</b>	<b>11</b>	<b>98</b>	<b>7</b>	<b>38</b>	<b>1</b>
Supervisors of Construction & Extraction Workers	47.10	2	1	1	1	1	0	0	0	0	0	0
Construction Trades Workers	47.20	490	472	18	291	2	63	9	86	6	32	1
Helpers, Construction Trades	47.30	47	43	4	29	2	4	2	8	0	2	0
Other Construction & Related Workers	47.40	13	12	1	6	0	4	0	0	1	2	0
Extraction Workers	47.50	3	3	0	0	0	2	0	0	0	1	0
Other Construction & Extraction Occupations	47.90	31	31	0	20	0	6	0	4	0	1	0
<b>Installation, Maintenance, &amp; Repair Occupations</b>	<b>49</b>	<b>407</b>	<b>385</b>	<b>22</b>	<b>237</b>	<b>11</b>	<b>80</b>	<b>7</b>	<b>42</b>	<b>3</b>	<b>26</b>	<b>1</b>
Supervisors of Installation, Maintenance, & Repair Workers	49.10	3	3	0	2	0	0	0	1	0	0	0

Occupation	SOC Code	Total Applicants	Total Male	Total Female	White Male	White Female	Black Male	Black Female	Hispanic Male	Hispanic Female	Other Male	Other Female
Electrical & Electronic Equipment Mechanics, Installers	49.20	50	47	3	25	3	10	0	6	0	6	0
Vehicle & Mobile Equip. Mechanics, Installers, Repairers	49.30	96	93	3	72	1	6	1	12	1	3	0
Other Installation, Maintenance & Repair Occupations	49.90	258	242	16	138	7	64	6	23	2	17	1
<b>Production Occupations</b>	<b>51</b>	<b>1,014</b>	<b>698</b>	<b>316</b>	<b>288</b>	<b>95</b>	<b>155</b>	<b>54</b>	<b>186</b>	<b>136</b>	<b>69</b>	<b>31</b>
Supervisors of Production Workers	51.10	9	8	1	4	1	0	0	2	0	2	0
Assemblers & Fabricators	51.20	38	23	15	9	5	6	3	7	5	1	2
Food Processing Workers	51.30	10	5	5	1	3	2	1	2	1	0	0
Metal Workers & Plastic Workers	51.40	264	219	45	84	11	52	7	66	22	17	5
Printing Workers	51.50	124	110	14	69	3	19	2	15	5	7	4
Textile, Apparel, & Furnishings Workers	51.60	22	10	12	2	3	2	2	5	7	1	0
Woodworkers	51.70	1	1	0	1	0	0	0	0	0	0	0
Other Production Occupations	51.90	546	322	224	118	69	74	39	89	96	41	20
<b>Transportation &amp; Material Moving Occupations</b>	<b>53</b>	<b>588</b>	<b>446</b>	<b>142</b>	<b>198</b>	<b>55</b>	<b>120</b>	<b>32</b>	<b>87</b>	<b>43</b>	<b>41</b>	<b>12</b>
Supervisors of Transportation & Material Moving Workers	53.10	2	2	0	2	0	0	0	0	0	0	0
Air Transportation Workers	53.20	1	1	0	1	0	0	0	0	0	0	0
Motor Vehicle Operators	53.30	353	272	81	130	47	69	14	49	12	24	8
Water Transportation Workers	53.50	2	1	1	0	0	1	1	0	0	0	0
Other Transportation Workers	53.60	10	9	1	6	0	1	0	2	1	0	0
Material Moving Workers	53.70	195	139	56	49	7	41	16	33	29	16	4
Other Transportation & Material Moving Occupations	53.90	25	22	3	10	1	8	1	3	1	1	0
<b>Military Specific Occupations</b>	<b>55</b>	<b>5</b>	<b>5</b>	<b>0</b>	<b>2</b>	<b>0</b>	<b>1</b>	<b>0</b>	<b>2</b>	<b>0</b>	<b>0</b>	<b>0</b>
Military Officer Special & Tactical Operations Leaders/Mgrs.	55.10	1	1	0	1	0	0	0	0	0	0	0
Military Enlisted Tactical Operations & Air/Weapon	55.30	4	4	0	1	0	1	0	2	0	0	0
<b>Unknown/Unclassifiable Occupations</b>	<b>99</b>	<b>663</b>	<b>324</b>	<b>339</b>	<b>82</b>	<b>110</b>	<b>58</b>	<b>74</b>	<b>25</b>	<b>74</b>	<b>159</b>	<b>81</b>
Unknown/Unclassifiable Occupations	99.90	663	324	339	82	110	58	74	25	74	159	81

Occupation	SOC Code	Total Applicants	Total Male	Total Female	White Male	White Female	Black Male	Black Female	Hispanic Male	Hispanic Female	Other Male	Other Female
<b>Total - All Occupations</b>	<b>00</b>	<b>3,985</b>	<b>1,971</b>	<b>2,014</b>	<b>1,334</b>	<b>1,273</b>	<b>304</b>	<b>332</b>	<b>174</b>	<b>249</b>	<b>159</b>	<b>160</b>
<b>Management Occupations</b>	<b>11</b>	<b>241</b>	<b>136</b>	<b>105</b>	<b>111</b>	<b>93</b>	<b>10</b>	<b>4</b>	<b>6</b>	<b>2</b>	<b>9</b>	<b>6</b>
Top Executives	11.10	86	49	37	43	30	1	3	1	0	4	4
Advertising, Marketing, Promotions, Public Rel. Occupations	11.20	38	21	17	18	16	0	0	1	1	2	0
Operations Specialties Managers	11.30	41	22	19	18	19	2	0	1	0	1	0
Other Management Occupations	11.90	76	44	32	32	28	7	1	3	1	2	2
<b>Business &amp; Financial Operations Occupations</b>	<b>13</b>	<b>189</b>	<b>74</b>	<b>115</b>	<b>48</b>	<b>84</b>	<b>13</b>	<b>10</b>	<b>6</b>	<b>9</b>	<b>7</b>	<b>12</b>
Business Operations Specialists	13.10	26	11	15	5	11	3	1	1	1	2	2
Financial Specialists	13.20	150	61	89	41	65	10	7	5	7	5	10
Other Business & Financial Operations Occupations	13.90	13	2	11	2	8	0	2	0	1	0	0
<b>Computer &amp; Mathematical Occupations</b>	<b>15</b>	<b>74</b>	<b>54</b>	<b>20</b>	<b>36</b>	<b>14</b>	<b>9</b>	<b>1</b>	<b>3</b>	<b>1</b>	<b>6</b>	<b>4</b>
Computer Specialists	15.10	68	49	19	34	14	6	1	3	1	6	3
Mathematical Scientists	15.20	1	1	0	0	0	1	0	0	0	0	0
Other Computer & Mathematical Occupations	15.90	5	4	1	2	0	2	0	0	0	0	1
<b>Architecture &amp; Engineering Occupations</b>	<b>17</b>	<b>50</b>	<b>45</b>	<b>5</b>	<b>33</b>	<b>4</b>	<b>5</b>	<b>1</b>	<b>3</b>	<b>0</b>	<b>4</b>	<b>0</b>
Architects, Surveyors, & Cartographers	17.10	2	2	0	2	0	0	0	0	0	0	0
Engineers	17.20	29	27	2	20	2	4	0	1	0	2	0
Drafters, Engineering, & Mapping Technicians	17.30	14	13	1	11	1	1	0	1	0	0	0
Other Architecture & Engineering Occupations	17.90	5	3	2	0	1	0	1	1	0	2	0
<b>Life, Physical, &amp; Social Science Occupations</b>	<b>19</b>	<b>38</b>	<b>17</b>	<b>21</b>	<b>15</b>	<b>12</b>	<b>0</b>	<b>1</b>	<b>0</b>	<b>2</b>	<b>2</b>	<b>6</b>
Life Scientists	19.10	10	3	7	3	5	0	0	0	1	0	1
Physical Scientists	19.20	8	3	5	3	1	0	0	0	0	0	4
Social Scientists & Related Workers	19.30	10	5	5	4	3	0	1	0	1	1	0
Life, Physical, & Social Science Technicians	19.40	7	5	2	5	1	0	0	0	0	0	1
Other Life, Physical, & Social Science Occupations	19.90	3	1	2	0	2	0	0	0	0	1	0
<b>Community &amp; Social Services Occupations</b>	<b>21</b>	<b>84</b>	<b>29</b>	<b>55</b>	<b>15</b>	<b>35</b>	<b>13</b>	<b>10</b>	<b>1</b>	<b>6</b>	<b>0</b>	<b>4</b>
Counselors, Social Workers, Other Cmty. & Soc. Svcs. Wkrs.	21.10	62	22	40	11	24	10	9	1	4	0	3
Religious Workers	21.20	4	2	2	1	0	1	0	0	1	0	1
Other Community & Social Services Occupations	21.90	18	5	13	3	11	2	1	0	1	0	0
<b>Legal Occupations</b>	<b>23</b>	<b>25</b>	<b>3</b>	<b>22</b>	<b>2</b>	<b>16</b>	<b>0</b>	<b>3</b>	<b>1</b>	<b>3</b>	<b>0</b>	<b>0</b>
Lawyers, Judges, & Related Workers	23.10	5	1	4	1	2	0	1	0	1	0	0
Legal Support Workers	23.20	16	1	15	0	12	0	2	1	1	0	0
Other Legal Occupations	23.90	4	1	3	1	2	0	0	0	1	0	0

Occupation	SOC Code	Total Applicants	Total Male	Total Female	White Male	White Female	Black Male	Black Female	Hispanic Male	Hispanic Female	Other Male	Other Female
<b>Education, Training, &amp; Library Occupations</b>	<b>25</b>	<b>94</b>	<b>23</b>	<b>71</b>	<b>14</b>	<b>49</b>	<b>3</b>	<b>5</b>	<b>2</b>	<b>13</b>	<b>4</b>	<b>4</b>
Postsecondary Teachers	25.10	15	9	6	5	5	1	0	1	1	2	0
Primary, Secondary & Special Ed. Teachers	25.20	27	3	24	3	16	0	3	0	5	0	0
Other Teachers & Instructors	25.30	4	2	2	1	0	1	0	0	1	0	1
Librarians, Curators, & Archivists	25.40	1	0	1	0	0	0	0	0	0	0	1
Other Education, Training, & Library Occupations	25.90	47	9	38	5	28	1	2	1	6	2	2
<b>Arts, Design, Entertainment, Sports, &amp; Media Occupations</b>	<b>27</b>	<b>40</b>	<b>16</b>	<b>24</b>	<b>10</b>	<b>19</b>	<b>2</b>	<b>1</b>	<b>3</b>	<b>4</b>	<b>1</b>	<b>0</b>
Art & Design Workers	27.10	19	9	10	5	8	0	0	3	2	1	0
Entertainers & Performers, Sports & Related Workers	27.20	2	0	2	0	0	0	1	0	1	0	0
Media & Communication Workers	27.30	14	4	10	4	10	0	0	0	0	0	0
Media & Communication Equipment Workers	27.40	3	2	1	1	1	1	0	0	0	0	0
Other Arts, Design, Entertainment, Sports, & Media Workers	27.90	2	1	1	0	0	1	0	0	1	0	0
<b>Healthcare Practitioners &amp; Technical Occupations</b>	<b>29</b>	<b>71</b>	<b>16</b>	<b>55</b>	<b>10</b>	<b>33</b>	<b>1</b>	<b>11</b>	<b>2</b>	<b>4</b>	<b>3</b>	<b>7</b>
Health Diagnosing & Treating Practitioners	29.10	27	7	20	4	15	1	3	1	1	1	1
Health Technologists & Technicians	29.20	34	7	27	5	15	0	5	0	3	2	4
Other Healthcare Practitioners & Technical Occupations	29.90	10	2	8	1	3	0	3	1	0	0	2
<b>Healthcare Support Occupations</b>	<b>31</b>	<b>219</b>	<b>21</b>	<b>198</b>	<b>9</b>	<b>98</b>	<b>6</b>	<b>60</b>	<b>4</b>	<b>21</b>	<b>2</b>	<b>19</b>
Nursing, Psychiatric, & Home Health Aides	31.10	136	7	129	1	66	3	33	3	13	0	17
Occupational & Physical Therapist Assistants & Aides	31.20	1	0	1	0	0	0	0	0	0	0	1
Other Healthcare Support Occupations	31.90	82	14	68	8	32	3	27	1	8	2	1
<b>Protective Service Occupations</b>	<b>33</b>	<b>78</b>	<b>48</b>	<b>30</b>	<b>34</b>	<b>14</b>	<b>6</b>	<b>7</b>	<b>5</b>	<b>4</b>	<b>3</b>	<b>5</b>
Fire Fighting & Prevention Workers	33.20	1	1	0	1	0	0	0	0	0	0	0
Law Enforcement Workers	33.30	8	7	1	6	0	0	0	0	0	1	1
Other Protective Service Workers	33.90	69	40	29	27	14	6	7	5	4	2	4
<b>Food Preparation &amp; Serving Related Occupations</b>	<b>35</b>	<b>312</b>	<b>123</b>	<b>189</b>	<b>65</b>	<b>123</b>	<b>38</b>	<b>27</b>	<b>15</b>	<b>25</b>	<b>5</b>	<b>14</b>
Supervisors of Food Preparation & Serving Workers	35.10	25	18	7	13	4	4	0	0	2	1	1
Cooks & Food Preparation Workers	35.20	112	59	53	27	30	19	10	12	11	1	2
Food & Beverage Serving Workers	35.30	137	31	106	18	75	10	12	2	8	1	11
Other Food Preparation & Serving Related Workers	35.90	38	15	23	7	14	5	5	1	4	2	0
<b>Building &amp; Grounds Cleaning &amp; Maintenance Occupations</b>	<b>37</b>	<b>146</b>	<b>83</b>	<b>63</b>	<b>34</b>	<b>25</b>	<b>23</b>	<b>13</b>	<b>18</b>	<b>21</b>	<b>8</b>	<b>4</b>
Supervisors of Bldg./Grounds Cleaning & Maintenance Wkrs.	37.10	4	2	2	1	0	0	1	1	1	0	0
Building Cleaning & Pest Control Workers	37.20	100	44	56	13	25	16	10	9	18	6	3
Grounds Maintenance Workers	37.30	32	28	4	16	0	4	1	6	2	2	1

Occupation	SOC Code	Total Applicants	Total Male	Total Female	White Male	White Female	Black Male	Black Female	Hispanic Male	Hispanic Female	Other Male	Other Female
Other Building & Grounds Cleaning & Maint. Occupations	37.90	10	9	1	4	0	3	1	2	0	0	0
<b>Personal Care &amp; Service Occupations</b>	<b>39</b>	<b>105</b>	<b>34</b>	<b>71</b>	<b>12</b>	<b>35</b>	<b>8</b>	<b>19</b>	<b>8</b>	<b>10</b>	<b>6</b>	<b>7</b>
Supervisors of Personal Care & Service Workers	39.10	3	3	0	1	0	0	0	1	0	1	0
Animal Care & Service Workers	39.20	1	0	1	0	1	0	0	0	0	0	0
Entertainment Attendants & Related Workers	39.30	47	24	23	8	12	6	3	5	3	5	5
Personal Appearance Workers	39.50	10	0	10	0	6	0	3	0	0	0	1
Transportation, Tourism, & Lodging Attendants	39.60	3	3	0	1	0	0	0	2	0	0	0
Other Personal Care & Service Workers	39.90	41	4	37	2	16	2	13	0	7	0	1
<b>Sales &amp; Related Occupations</b>	<b>41</b>	<b>314</b>	<b>105</b>	<b>209</b>	<b>78</b>	<b>117</b>	<b>14</b>	<b>39</b>	<b>4</b>	<b>37</b>	<b>9</b>	<b>16</b>
Supervisors of Sales Workers	41.10	27	10	17	9	14	0	1	1	2	0	0
Retail Sales Workers	41.20	211	60	151	39	77	10	32	2	30	9	12
Sales Representatives, Services	41.30	31	16	15	13	11	2	1	1	2	0	1
Sales Representatives, Wholesale & Manufacturing	41.40	9	6	3	6	3	0	0	0	0	0	0
Other Sales & Related Workers	41.90	36	13	23	11	12	2	5	0	3	0	3
<b>Office &amp; Administrative Support Occupations</b>	<b>43</b>	<b>666</b>	<b>134</b>	<b>532</b>	<b>70</b>	<b>352</b>	<b>34</b>	<b>88</b>	<b>14</b>	<b>51</b>	<b>16</b>	<b>41</b>
Supervisors of Office & Admin. Support Workers	43.10	6	0	6	0	5	0	1	0	0	0	0
Communications Equipment Operators	43.20	5	0	5	0	2	0	1	0	2	0	0
Financial Clerks	43.30	59	5	54	0	39	3	9	1	4	1	2
Information & Record Clerks	43.40	211	46	165	27	104	10	30	5	18	4	13
Material Recording, Scheduling, Dispatch., & Distr. Workers	43.50	49	35	14	15	13	9	1	7	0	4	0
Secretaries & Administrative Assistants	43.60	172	20	152	13	109	3	16	1	12	3	15
Other Office & Administrative Support Workers	43.90	164	28	136	15	80	9	30	0	15	4	11
<b>Farming, Fishing, &amp; Forestry Occupations</b>	<b>45</b>	<b>11</b>	<b>8</b>	<b>3</b>	<b>2</b>	<b>3</b>	<b>4</b>	<b>0</b>	<b>0</b>	<b>0</b>	<b>2</b>	<b>0</b>
Agricultural Workers	45.20	3	0	3	0	3	0	0	0	0	0	0
Forest, Conservation, & Logging Workers	45.40	2	2	0	1	0	1	0	0	0	0	0
Other Farming, Fishing, & Forestry Workers	45.90	6	6	0	1	0	3	0	0	0	2	0
<b>Construction &amp; Extraction Occupations</b>	<b>47</b>	<b>456</b>	<b>433</b>	<b>23</b>	<b>351</b>	<b>19</b>	<b>30</b>	<b>3</b>	<b>22</b>	<b>0</b>	<b>30</b>	<b>1</b>
Supervisors of Construction & Extraction Workers	47.10	2	1	1	1	0	0	1	0	0	0	0
Construction Trades Workers	47.20	386	364	22	298	19	23	2	18	0	25	1
Helpers, Construction Trades	47.30	25	25	0	19	0	3	0	0	0	3	0
Other Construction & Related Workers	47.40	5	5	0	4	0	0	0	1	0	0	0
Extraction Workers	47.50	1	1	0	0	0	0	0	1	0	0	0
Other Construction & Extraction Occupations	47.90	37	37	0	29	0	4	0	2	0	2	0

Occupation	SOC Code	Total Applicants	Total Male	Total Female	White Male	White Female	Black Male	Black Female	Hispanic Male	Hispanic Female	Other Male	Other Female
<b>Installation, Maintenance, &amp; Repair Occupations</b>	<b>49</b>	<b>172</b>	<b>158</b>	<b>14</b>	<b>118</b>	<b>11</b>	<b>16</b>	<b>1</b>	<b>14</b>	<b>1</b>	<b>10</b>	<b>1</b>
Supervisors of Installation, Maintenance, & Repair Workers	49.10	1	0	1	0	0	0	1	0	0	0	0
Electrical & Electronic Equipment Mechanics, Installers	49.20	19	16	3	12	3	0	0	3	0	1	0
Vehicle & Mobile Equip. Mechanics, Installers, Repairers	49.30	37	37	0	31	0	0	0	3	0	3	0
Other Installation, Maintenance & Repair Occupations	49.90	115	105	10	75	8	16	0	8	1	6	1
<b>Production Occupations</b>	<b>51</b>	<b>244</b>	<b>183</b>	<b>61</b>	<b>113</b>	<b>31</b>	<b>41</b>	<b>6</b>	<b>19</b>	<b>22</b>	<b>10</b>	<b>2</b>
Supervisors of Production Workers	51.10	5	5	0	5	0	0	0	0	0	0	0
Assemblers & Fabricators	51.20	18	11	7	3	3	5	0	0	4	3	0
Food Processing Workers	51.30	11	3	8	2	4	1	1	0	3	0	0
Metal Workers & Plastic Workers	51.40	59	55	4	36	1	8	1	9	2	2	0
Printing Workers	51.50	11	9	2	7	2	2	0	0	0	0	0
Textile, Apparel, & Furnishings Workers	51.60	6	0	6	0	2	0	1	0	3	0	0
Plant & System Operators	51.80	6	6	0	5	0	0	0	0	0	1	0
Other Production Occupations	51.90	128	94	34	55	19	25	3	10	10	4	2
<b>Transportation &amp; Material Moving Occupations</b>	<b>53</b>	<b>208</b>	<b>161</b>	<b>47</b>	<b>113</b>	<b>32</b>	<b>23</b>	<b>6</b>	<b>11</b>	<b>6</b>	<b>14</b>	<b>3</b>
Air Transportation Workers	53.20	1	1	0	0	0	0	0	1	0	0	0
Motor Vehicle Operators	53.30	132	93	39	70	28	10	4	5	4	8	3
Other Transportation Workers	53.60	10	9	1	8	0	0	1	0	0	1	0
Material Moving Workers	53.70	52	47	5	29	4	11	0	4	1	3	0
Other Transportation & Material Moving Occupations	53.90	13	11	2	6	0	2	1	1	1	2	0
<b>Military Specific Occupations</b>	<b>55</b>	<b>6</b>	<b>5</b>	<b>1</b>	<b>3</b>	<b>0</b>	<b>0</b>	<b>1</b>	<b>2</b>	<b>0</b>	<b>0</b>	<b>0</b>
Military Officer Special & Tactical Op's Leaders/Managers	55.10	2	1	1	1	0	0	1	0	0	0	0
First-Line Enlisted Military Supervisor/Managers	55.20	2	2	0	2	0	0	0	0	0	0	0
Military Enlisted Tactical Operations & Air/Weapon	55.30	2	2	0	0	0	0	0	2	0	0	0
<b>Unknown/Unclassifiable Occupations</b>	<b>99</b>	<b>142</b>	<b>62</b>	<b>80</b>	<b>38</b>	<b>54</b>	<b>5</b>	<b>15</b>	<b>11</b>	<b>7</b>	<b>8</b>	<b>4</b>
Unknown/Unclassifiable Occupations	99.90	142	62	80	38	54	5	15	11	7	8	4



Occupation	SOC Code	Total Applicants	Total Male	Total Female	White Male	White Female	Black Male	Black Female	Hispanic Male	Hispanic Female	Other Male	Other Female
<b>Total - All Occupations</b>	<b>00</b>	<b>1,193</b>	<b>607</b>	<b>586</b>	<b>491</b>	<b>475</b>	<b>29</b>	<b>19</b>	<b>42</b>	<b>51</b>	<b>45</b>	<b>41</b>
<b>Management Occupations</b>	<b>11</b>	<b>64</b>	<b>37</b>	<b>27</b>	<b>33</b>	<b>27</b>	<b>0</b>	<b>0</b>	<b>2</b>	<b>0</b>	<b>2</b>	<b>0</b>
Top Executives	11.10	23	16	7	16	7	0	0	0	0	0	0
Advertising, Marketing, Promotions, Public Rel. Occupations	11.20	3	2	1	2	1	0	0	0	0	0	0
Operations Specialties Managers	11.30	23	13	10	9	10	0	0	2	0	2	0
Other Management Occupations	11.90	15	6	9	6	9	0	0	0	0	0	0
<b>Business &amp; Financial Operations Occupations</b>	<b>13</b>	<b>28</b>	<b>5</b>	<b>23</b>	<b>5</b>	<b>18</b>	<b>0</b>	<b>0</b>	<b>0</b>	<b>0</b>	<b>0</b>	<b>5</b>
Business Operations Specialists	13.10	9	1	8	1	6	0	0	0	0	0	2
Financial Specialists	13.20	17	3	14	3	12	0	0	0	0	0	2
Other Business & Financial Operations Occupations	13.90	2	1	1	1	0	0	0	0	0	0	1
<b>Computer &amp; Mathematical Occupations</b>	<b>15</b>	<b>23</b>	<b>20</b>	<b>3</b>	<b>17</b>	<b>3</b>	<b>0</b>	<b>0</b>	<b>0</b>	<b>0</b>	<b>3</b>	<b>0</b>
Computer Specialists	15.10	22	19	3	16	3	0	0	0	0	3	0
Other Computer & Mathematical Occupations	15.90	1	1	0	1	0	0	0	0	0	0	0
<b>Architecture &amp; Engineering Occupations</b>	<b>17</b>	<b>21</b>	<b>14</b>	<b>7</b>	<b>12</b>	<b>6</b>	<b>0</b>	<b>0</b>	<b>0</b>	<b>1</b>	<b>2</b>	<b>0</b>
Architects, Surveyors, & Cartographers	17.10	1	1	0	1	0	0	0	0	0	0	0
Engineers	17.20	12	9	3	8	2	0	0	0	1	1	0
Drafters, Engineering, & Mapping Technicians	17.30	7	3	4	2	4	0	0	0	0	1	0
Other Architecture & Engineering Occupations	17.90	1	1	0	1	0	0	0	0	0	0	0
<b>Life, Physical, &amp; Social Science Occupations</b>	<b>19</b>	<b>5</b>	<b>3</b>	<b>2</b>	<b>3</b>	<b>2</b>	<b>0</b>	<b>0</b>	<b>0</b>	<b>0</b>	<b>0</b>	<b>0</b>
Physical Scientists	19.20	1	1	0	1	0	0	0	0	0	0	0
Social Scientists & Related Workers	19.30	1	1	0	1	0	0	0	0	0	0	0
Life, Physical, & Social Science Technicians	19.40	3	1	2	1	2	0	0	0	0	0	0
<b>Community &amp; Social Services Occupations</b>	<b>21</b>	<b>20</b>	<b>6</b>	<b>14</b>	<b>3</b>	<b>13</b>	<b>1</b>	<b>0</b>	<b>2</b>	<b>0</b>	<b>0</b>	<b>1</b>
Counselors, Social Workers, Other Cmty. & Soc. Svcs. Wkrs.	21.10	16	6	10	3	9	1	0	2	0	0	1
Other Community & Social Services Occupations	21.90	4	0	4	0	4	0	0	0	0	0	0
<b>Legal Occupations</b>	<b>23</b>	<b>8</b>	<b>3</b>	<b>5</b>	<b>3</b>	<b>4</b>	<b>0</b>	<b>0</b>	<b>0</b>	<b>1</b>	<b>0</b>	<b>0</b>
Lawyers, Judges, & Related Workers	23.10	2	1	1	1	1	0	0	0	0	0	0
Legal Support Workers	23.20	3	1	2	1	2	0	0	0	0	0	0
Other Legal Occupations	23.90	3	1	2	1	1	0	0	0	1	0	0
<b>Education, Training, &amp; Library Occupations</b>	<b>25</b>	<b>24</b>	<b>3</b>	<b>21</b>	<b>2</b>	<b>18</b>	<b>0</b>	<b>0</b>	<b>0</b>	<b>1</b>	<b>1</b>	<b>2</b>
Postsecondary Teachers	25.10	2	2	0	1	0	0	0	0	0	1	0
Primary, Secondary & Special Ed. Teachers	25.20	9	1	8	1	7	0	0	0	0	0	1
Librarians, Curators, & Archivists	25.40	2	0	2	0	2	0	0	0	0	0	0

Occupation	SOC Code	Total Applicants	Total Male	Total Female	White Male	White Female	Black Male	Black Female	Hispanic Male	Hispanic Female	Other Male	Other Female
Other Education, Training, & Library Occupations	25.90	11	0	11	0	9	0	0	0	1	0	1
<b>Arts, Design, Entertainment, Sports, &amp; Media Occupations</b>	<b>27</b>	<b>24</b>	<b>14</b>	<b>10</b>	<b>13</b>	<b>10</b>	<b>1</b>	<b>0</b>	<b>0</b>	<b>0</b>	<b>0</b>	<b>0</b>
Art & Design Workers	27.10	9	2	7	2	7	0	0	0	0	0	0
Entertainers & Performers, Sports & Related Workers	27.20	2	2	0	2	0	0	0	0	0	0	0
Media & Communication Workers	27.30	8	5	3	4	3	1	0	0	0	0	0
Media & Communication Equipment Workers	27.40	1	1	0	1	0	0	0	0	0	0	0
Other Arts, Design, Entertainment, Sports, & Media Workers	27.90	4	4	0	4	0	0	0	0	0	0	0
<b>Healthcare Practitioners &amp; Technical Occupations</b>	<b>29</b>	<b>24</b>	<b>2</b>	<b>22</b>	<b>2</b>	<b>19</b>	<b>0</b>	<b>0</b>	<b>0</b>	<b>2</b>	<b>0</b>	<b>1</b>
Health Diagnosing & Treating Practitioners	29.10	11	0	11	0	10	0	0	0	1	0	0
Health Technologists & Technicians	29.20	9	1	8	1	8	0	0	0	0	0	0
Other Healthcare Practitioners & Technical Occupations	29.90	4	1	3	1	1	0	0	0	1	0	1
<b>Healthcare Support Occupations</b>	<b>31</b>	<b>73</b>	<b>5</b>	<b>68</b>	<b>3</b>	<b>48</b>	<b>0</b>	<b>6</b>	<b>1</b>	<b>12</b>	<b>1</b>	<b>2</b>
Nursing, Psychiatric, & Home Health Aides	31.10	51	5	46	3	33	0	5	1	7	1	1
Other Healthcare Support Occupations	31.90	22	0	22	0	15	0	1	0	5	0	1
<b>Protective Service Occupations</b>	<b>33</b>	<b>17</b>	<b>13</b>	<b>4</b>	<b>13</b>	<b>1</b>	<b>0</b>	<b>0</b>	<b>0</b>	<b>1</b>	<b>0</b>	<b>2</b>
First-Line Supervisors/Mgrs. of Protective Service Workers	33.10	1	1	0	1	0	0	0	0	0	0	0
Law Enforcement Workers	33.30	2	1	1	1	1	0	0	0	0	0	0
Other Protective Service Workers	33.90	14	11	3	11	0	0	0	0	1	0	2
<b>Food Preparation &amp; Serving Related Occupations</b>	<b>35</b>	<b>72</b>	<b>28</b>	<b>44</b>	<b>16</b>	<b>38</b>	<b>6</b>	<b>0</b>	<b>5</b>	<b>3</b>	<b>1</b>	<b>3</b>
Supervisors of Food Preparation & Serving Workers	35.10	7	6	1	6	1	0	0	0	0	0	0
Cooks & Food Preparation Workers	35.20	27	13	14	7	11	2	0	4	2	0	1
Food & Beverage Serving Workers	35.30	28	4	24	1	23	2	0	0	0	1	1
Other Food Preparation & Serving Related Workers	35.90	10	5	5	2	3	2	0	1	1	0	1
<b>Building &amp; Grounds Cleaning &amp; Maintenance Occupations</b>	<b>37</b>	<b>33</b>	<b>26</b>	<b>7</b>	<b>16</b>	<b>6</b>	<b>4</b>	<b>0</b>	<b>2</b>	<b>1</b>	<b>4</b>	<b>0</b>
Supervisors of Bldg./Grounds Cleaning & Maintenance Wkrs.	37.10	2	1	1	1	1	0	0	0	0	0	0
Building Cleaning & Pest Control Workers	37.20	11	7	4	3	3	3	0	1	1	0	0
Grounds Maintenance Workers	37.30	18	16	2	11	2	0	0	1	0	4	0
Other Building & Grounds Cleaning & Maint. Occupations	37.90	2	2	0	1	0	1	0	0	0	0	0
<b>Personal Care &amp; Service Occupations</b>	<b>39</b>	<b>17</b>	<b>1</b>	<b>16</b>	<b>1</b>	<b>16</b>	<b>0</b>	<b>0</b>	<b>0</b>	<b>0</b>	<b>0</b>	<b>0</b>
Personal Appearance Workers	39.50	3	0	3	0	3	0	0	0	0	0	0
Other Personal Care & Service Workers	39.90	14	1	13	1	13	0	0	0	0	0	0
<b>Sales &amp; Related Occupations</b>	<b>41</b>	<b>101</b>	<b>44</b>	<b>57</b>	<b>42</b>	<b>48</b>	<b>0</b>	<b>2</b>	<b>0</b>	<b>2</b>	<b>2</b>	<b>5</b>
Supervisors of Sales Workers	41.10	14	3	11	3	9	0	0	0	0	0	2

Occupation	SOC Code	Total Applicants	Total Male	Total Female	White Male	White Female	Black Male	Black Female	Hispanic Male	Hispanic Female	Other Male	Other Female
Retail Sales Workers	41.20	58	21	37	19	32	0	1	0	2	2	2
Sales Representatives, Services	41.30	14	11	3	11	3	0	0	0	0	0	0
Sales Representatives, Wholesale & Manufacturing	41.40	6	5	1	5	1	0	0	0	0	0	0
Other Sales & Related Workers	41.90	9	4	5	4	3	0	1	0	0	0	1
<b>Office &amp; Administrative Support Occupations</b>	<b>43</b>	<b>176</b>	<b>33</b>	<b>143</b>	<b>25</b>	<b>121</b>	<b>2</b>	<b>5</b>	<b>3</b>	<b>9</b>	<b>3</b>	<b>8</b>
Supervisors of Office & Admin. Support Workers	43.10	1	0	1	0	1	0	0	0	0	0	0
Financial Clerks	43.30	30	5	25	5	21	0	2	0	1	0	1
Information & Record Clerks	43.40	53	10	43	7	39	0	1	3	1	0	2
Material Recording, Scheduling, Dispatch., & Distr. Workers	43.50	17	12	5	8	3	1	0	0	1	3	1
Secretaries & Administrative Assistants	43.60	35	2	33	2	31	0	0	0	1	0	1
Other Office & Administrative Support Workers	43.90	40	4	36	3	26	1	2	0	5	0	3
<b>Farming, Fishing, &amp; Forestry Occupations</b>	<b>45</b>	<b>4</b>	<b>0</b>	<b>4</b>	<b>0</b>	<b>3</b>	<b>0</b>	<b>1</b>	<b>0</b>	<b>0</b>	<b>0</b>	<b>0</b>
Agricultural Workers	45.20	4	0	4	0	3	0	1	0	0	0	0
<b>Construction &amp; Extraction Occupations</b>	<b>47</b>	<b>118</b>	<b>116</b>	<b>2</b>	<b>99</b>	<b>1</b>	<b>6</b>	<b>1</b>	<b>4</b>	<b>0</b>	<b>7</b>	<b>0</b>
Construction Trades Workers	47.20	96	94	2	83	1	4	1	1	0	6	0
Helpers, Construction Trades	47.30	9	9	0	8	0	0	0	1	0	0	0
Other Construction & Related Workers	47.40	4	4	0	2	0	1	0	1	0	0	0
Extraction Workers	47.50	1	1	0	1	0	0	0	0	0	0	0
Other Construction & Extraction Occupations	47.90	8	8	0	5	0	1	0	1	0	1	0
<b>Installation, Maintenance, &amp; Repair Occupations</b>	<b>49</b>	<b>53</b>	<b>50</b>	<b>3</b>	<b>47</b>	<b>2</b>	<b>0</b>	<b>1</b>	<b>0</b>	<b>0</b>	<b>3</b>	<b>0</b>
Electrical & Electronic Equipment Mechanics, Installers	49.20	6	5	1	4	1	0	0	0	0	1	0
Vehicle & Mobile Equip. Mechanics, Installers, Repairers	49.30	21	20	1	20	1	0	0	0	0	0	0
Other Installation, Maintenance & Repair Occupations	49.90	26	25	1	23	0	0	1	0	0	2	0
<b>Production Occupations</b>	<b>51</b>	<b>151</b>	<b>98</b>	<b>53</b>	<b>70</b>	<b>33</b>	<b>5</b>	<b>2</b>	<b>15</b>	<b>12</b>	<b>8</b>	<b>6</b>
Supervisors of Production Workers	51.10	1	1	0	1	0	0	0	0	0	0	0
Assemblers & Fabricators	51.20	9	4	5	3	2	0	0	1	3	0	0
Food Processing Workers	51.30	2	1	1	1	1	0	0	0	0	0	0
Metal Workers & Plastic Workers	51.40	67	52	15	36	9	4	1	6	3	6	2
Printing Workers	51.50	1	0	1	0	0	0	0	0	1	0	0
Textile, Apparel, & Furnishings Workers	51.60	2	0	2	0	1	0	0	0	0	0	1
Woodworkers	51.70	2	2	0	1	0	0	0	0	0	1	0
Other Production Occupations	51.90	67	38	29	28	20	1	1	8	5	1	3
<b>Transportation &amp; Material Moving Occupations</b>	<b>53</b>	<b>106</b>	<b>71</b>	<b>35</b>	<b>56</b>	<b>28</b>	<b>4</b>	<b>0</b>	<b>6</b>	<b>5</b>	<b>5</b>	<b>2</b>

Occupation	SOC Code	Total Applicants	Total Male	Total Female	White Male	White Female	Black Male	Black Female	Hispanic Male	Hispanic Female	Other Male	Other Female
Supervisors of Transportation & Material Moving Workers	53.10	1	0	1	0	0	0	0	0	0	0	1
Air Transportation Workers	53.20	1	0	1	0	1	0	0	0	0	0	0
Motor Vehicle Operators	53.30	71	48	23	40	20	2	0	4	2	2	1
Water Transportation Workers	53.50	1	1	0	1	0	0	0	0	0	0	0
Material Moving Workers	53.70	28	18	10	13	7	2	0	2	3	1	0
Other Transportation & Material Moving Occupations	53.90	4	4	0	2	0	0	0	0	0	2	0
<b>Unknown/Unclassifiable Occupations</b>	<b>99</b>	<b>31</b>	<b>15</b>	<b>16</b>	<b>10</b>	<b>10</b>	<b>0</b>	<b>1</b>	<b>2</b>	<b>1</b>	<b>3</b>	<b>4</b>
Unknown/Unclassifiable Occupations	99.90	31	15	16	10	10	0	1	2	1	3	4

Occupation	SOC Code	Total Applicants	Total Male	Total Female	White Male	White Female	Black Male	Black Female	Hispanic Male	Hispanic Female	Other Male	Other Female
<b>Total - All Occupations</b>	<b>00</b>	<b>5,006</b>	<b>2,536</b>	<b>2,470</b>	<b>1,293</b>	<b>1,118</b>	<b>506</b>	<b>538</b>	<b>522</b>	<b>636</b>	<b>215</b>	<b>178</b>
<b>Management Occupations</b>	<b>11</b>	<b>226</b>	<b>120</b>	<b>106</b>	<b>95</b>	<b>76</b>	<b>8</b>	<b>12</b>	<b>11</b>	<b>10</b>	<b>6</b>	<b>8</b>
Top Executives	11.10	53	33	20	31	14	0	5	2	1	0	0
Advertising, Marketing, Promotions, Public Rel. Occupations	11.20	48	33	15	29	15	1	0	2	0	1	0
Operations Specialties Managers	11.30	54	16	38	7	23	4	3	3	6	2	6
Other Management Occupations	11.90	71	38	33	28	24	3	4	4	3	3	2
<b>Business &amp; Financial Operations Occupations</b>	<b>13</b>	<b>242</b>	<b>116</b>	<b>126</b>	<b>77</b>	<b>82</b>	<b>20</b>	<b>18</b>	<b>11</b>	<b>18</b>	<b>8</b>	<b>8</b>
Business Operations Specialists	13.10	35	19	16	14	11	1	2	3	1	1	2
Financial Specialists	13.20	199	93	106	61	69	17	15	8	16	7	6
Other Business & Financial Operations Occupations	13.90	8	4	4	2	2	2	1	0	1	0	0
<b>Computer &amp; Mathematical Occupations</b>	<b>15</b>	<b>66</b>	<b>49</b>	<b>17</b>	<b>38</b>	<b>9</b>	<b>7</b>	<b>2</b>	<b>2</b>	<b>4</b>	<b>2</b>	<b>2</b>
Computer Specialists	15.10	61	45	16	36	8	5	2	2	4	2	2
Other Computer & Mathematical Occupations	15.90	5	4	1	2	1	2	0	0	0	0	0
<b>Architecture &amp; Engineering Occupations</b>	<b>17</b>	<b>42</b>	<b>35</b>	<b>7</b>	<b>26</b>	<b>4</b>	<b>1</b>	<b>0</b>	<b>4</b>	<b>2</b>	<b>4</b>	<b>1</b>
Architects, Surveyors, & Cartographers	17.10	4	4	0	3	0	0	0	1	0	0	0
Engineers	17.20	24	20	4	17	3	1	0	0	0	2	1
Drafters, Engineering, & Mapping Technicians	17.30	12	9	3	6	1	0	0	1	2	2	0
Other Architecture & Engineering Occupations	17.90	2	2	0	0	0	0	0	2	0	0	0
<b>Life, Physical, &amp; Social Science Occupations</b>	<b>19</b>	<b>19</b>	<b>10</b>	<b>9</b>	<b>6</b>	<b>5</b>	<b>2</b>	<b>2</b>	<b>1</b>	<b>1</b>	<b>1</b>	<b>1</b>
Life Scientists	19.10	2	1	1	1	1	0	0	0	0	0	0
Physical Scientists	19.20	5	4	1	3	1	0	0	1	0	0	0
Social Scientists & Related Workers	19.30	8	3	5	1	3	2	1	0	1	0	0
Life, Physical, & Social Science Technicians	19.40	2	1	1	1	0	0	0	0	0	0	1
Other Life, Physical, & Social Science Occupations	19.90	2	1	1	0	0	0	1	0	0	1	0
<b>Community &amp; Social Services Occupations</b>	<b>21</b>	<b>118</b>	<b>43</b>	<b>75</b>	<b>14</b>	<b>18</b>	<b>15</b>	<b>28</b>	<b>9</b>	<b>22</b>	<b>5</b>	<b>7</b>
Counselors, Social Workers, Other Cmty. & Soc. Svcs. Wkrs.	21.10	93	36	57	12	12	15	26	5	15	4	4
Religious Workers	21.20	1	1	0	0	0	0	0	0	0	1	0
Other Community & Social Services Occupations	21.90	24	6	18	2	6	0	2	4	7	0	3
<b>Legal Occupations</b>	<b>23</b>	<b>26</b>	<b>4</b>	<b>22</b>	<b>4</b>	<b>14</b>	<b>0</b>	<b>3</b>	<b>0</b>	<b>4</b>	<b>0</b>	<b>1</b>
Lawyers, Judges, & Related Workers	23.10	6	4	2	4	1	0	0	0	1	0	0
Legal Support Workers	23.20	17	0	17	0	12	0	3	0	1	0	1
Other Legal Occupations	23.90	3	0	3	0	1	0	0	0	2	0	0
<b>Education, Training, &amp; Library Occupations</b>	<b>25</b>	<b>82</b>	<b>21</b>	<b>61</b>	<b>11</b>	<b>24</b>	<b>6</b>	<b>16</b>	<b>2</b>	<b>16</b>	<b>2</b>	<b>5</b>

Occupation	SOC Code	Total Applicants	Total Male	Total Female	White Male	White Female	Black Male	Black Female	Hispanic Male	Hispanic Female	Other Male	Other Female
Postsecondary Teachers	25.10	12	5	7	0	1	3	4	1	2	1	0
Primary, Secondary & Special Ed. Teachers	25.20	25	8	17	7	13	1	0	0	2	0	2
Other Teachers & Instructors	25.30	8	3	5	3	3	0	1	0	0	0	1
Librarians, Curators, & Archivists	52.40	3	0	3	0	0	0	1	0	2	0	0
Other Education, Training, & Library Occupations	25.90	34	5	29	1	7	2	10	1	10	1	2
<b>Arts, Design, Entertainment, Sports, &amp; Media Occupations</b>	<b>27</b>	<b>36</b>	<b>22</b>	<b>14</b>	<b>9</b>	<b>10</b>	<b>7</b>	<b>1</b>	<b>6</b>	<b>2</b>	<b>0</b>	<b>1</b>
Art & Design Workers	27.10	17	10	7	3	5	4	0	3	1	0	1
Entertainers & Performers, Sports & Related Workers	27.20	7	5	2	3	1	0	0	2	1	0	0
Media & Communication Workers	27.30	7	3	4	2	3	1	1	0	0	0	0
Media & Communication Equipment Workers	27.40	2	2	0	0	0	2	0	0	0	0	0
Other Arts, Design, Entertainment, Sports, & Media Workers	27.90	3	2	1	1	1	0	0	1	0	0	0
<b>Healthcare Practitioners &amp; Technical Occupations</b>	<b>29</b>	<b>82</b>	<b>12</b>	<b>70</b>	<b>6</b>	<b>36</b>	<b>3</b>	<b>14</b>	<b>1</b>	<b>17</b>	<b>2</b>	<b>3</b>
Health Diagnosing & Treating Practitioners	29.10	24	3	21	2	12	0	4	0	4	1	1
Health Technologists & Technicians	29.20	44	9	35	4	19	3	7	1	7	1	2
Other Healthcare Practitioners & Technical Occupations	29.90	14	0	14	0	5	0	3	0	6	0	0
<b>Healthcare Support Occupations</b>	<b>31</b>	<b>336</b>	<b>30</b>	<b>306</b>	<b>9</b>	<b>93</b>	<b>12</b>	<b>106</b>	<b>5</b>	<b>83</b>	<b>4</b>	<b>24</b>
Nursing, Psychiatric, & Home Health Aides	31.10	248	19	229	5	61	6	86	5	64	3	18
Occupational & Physical Therapist Assistants & Aides	31.20	1	0	1	0	0	0	0	0	1	0	0
Other Healthcare Support Occupations	31.90	87	11	76	4	32	6	20	0	18	1	6
<b>Protective Service Occupations</b>	<b>33</b>	<b>49</b>	<b>40</b>	<b>9</b>	<b>21</b>	<b>4</b>	<b>3</b>	<b>3</b>	<b>12</b>	<b>2</b>	<b>4</b>	<b>0</b>
Law Enforcement Workers	33.30	8	7	1	4	0	0	0	3	1	0	0
Other Protective Service Workers	33.90	41	33	8	17	4	3	3	9	1	4	0
<b>Food Preparation &amp; Serving Related Occupations</b>	<b>35</b>	<b>238</b>	<b>123</b>	<b>115</b>	<b>52</b>	<b>63</b>	<b>35</b>	<b>25</b>	<b>24</b>	<b>20</b>	<b>12</b>	<b>7</b>
Supervisors of Food Preparation & Serving Workers	35.10	14	13	1	8	1	4	0	1	0	0	0
Cooks & Food Preparation Workers	35.20	97	60	37	25	18	18	10	11	6	6	3
Food & Beverage Serving Workers	35.30	84	24	60	13	39	3	9	5	9	3	3
Other Food Preparation & Serving Related Workers	35.90	43	26	17	6	5	10	6	7	5	3	1
<b>Building &amp; Grounds Cleaning &amp; Maintenance Occupations</b>	<b>37</b>	<b>111</b>	<b>85</b>	<b>26</b>	<b>37</b>	<b>7</b>	<b>20</b>	<b>8</b>	<b>21</b>	<b>9</b>	<b>7</b>	<b>2</b>
Supervisors of Bldg./Grounds Cleaning & Maintenance Wkrs.	37.10	6	6	0	2	0	2	0	2	0	0	0
Building Cleaning & Pest Control Workers	37.20	63	43	20	19	4	8	8	11	7	5	1
Grounds Maintenance Workers	37.30	26	24	2	13	1	5	0	5	1	1	0
Other Building & Grounds Cleaning & Maint. Occupations	37.90	16	12	4	3	2	5	0	3	1	1	1
<b>Personal Care &amp; Service Occupations</b>	<b>39</b>	<b>63</b>	<b>10</b>	<b>53</b>	<b>2</b>	<b>23</b>	<b>3</b>	<b>11</b>	<b>3</b>	<b>15</b>	<b>2</b>	<b>4</b>



Occupation	SOC Code	Total Applicants	Total Male	Total Female	White Male	White Female	Black Male	Black Female	Hispanic Male	Hispanic Female	Other Male	Other Female
Animal Care & Service Workers	39.20	1	0	1	0	1	0	0	0	0	0	0
Entertainment Attendants & Related Workers	39.30	1	0	1	0	1	0	0	0	0	0	0
Personal Appearance Workers	39.50	9	2	7	0	5	0	0	2	1	0	1
Transportation, Tourism, & Lodging Attendants	39.60	2	0	2	0	0	0	0	0	2	0	0
Other Personal Care & Service Workers	39.90	50	8	42	2	16	3	11	1	12	2	3
<b>Sales &amp; Related Occupations</b>	<b>41</b>	<b>439</b>	<b>163</b>	<b>276</b>	<b>90</b>	<b>104</b>	<b>30</b>	<b>64</b>	<b>23</b>	<b>85</b>	<b>20</b>	<b>23</b>
Supervisors of Sales Workers	41.10	19	10	9	6	6	1	0	1	3	2	0
Retail Sales Workers	41.20	321	102	219	53	74	21	51	17	73	11	21
Sales Representatives, Services	41.30	44	23	21	15	14	5	4	1	2	2	1
Sales Representatives, Wholesale & Manufacturing	41.40	10	8	2	7	1	0	1	0	0	1	0
Other Sales & Related Workers	41.90	45	20	25	9	9	3	8	4	7	4	1
<b>Office &amp; Administrative Support Occupations</b>	<b>43</b>	<b>817</b>	<b>198</b>	<b>619</b>	<b>93</b>	<b>340</b>	<b>42</b>	<b>118</b>	<b>48</b>	<b>119</b>	<b>15</b>	<b>42</b>
Supervisors of Office & Admin. Support Workers	43.10	4	0	4	0	2	0	1	0	1	0	0
Communications Equipment Operators	43.20	2	0	2	0	1	0	0	0	1	0	0
Financial Clerks	43.30	70	13	57	9	35	1	8	3	10	0	4
Information & Record Clerks	43.40	268	63	205	40	100	10	44	12	49	1	12
Material Recording, Scheduling, Dispatch., & Distr. Workers	43.50	97	78	19	22	10	23	3	26	4	7	2
Secretaries & Administrative Assistants	43.60	183	15	168	7	114	3	23	3	20	2	11
Other Office & Administrative Support Workers	43.90	193	29	164	15	78	5	39	4	34	5	13
<b>Farming, Fishing, &amp; Forestry Occupations</b>	<b>45</b>	<b>7</b>	<b>6</b>	<b>1</b>	<b>3</b>	<b>0</b>	<b>0</b>	<b>0</b>	<b>1</b>	<b>1</b>	<b>2</b>	<b>0</b>
Agricultural Workers	45.20	5	4	1	1	0	0	0	1	1	2	0
Forest, Conservation, & Logging Workers	45.40	1	1	0	1	0	0	0	0	0	0	0
Other Farming, Fishing, & Forestry Workers	45.90	1	1	0	1	0	0	0	0	0	0	0
<b>Construction &amp; Extraction Occupations</b>	<b>47</b>	<b>359</b>	<b>343</b>	<b>16</b>	<b>216</b>	<b>7</b>	<b>57</b>	<b>2</b>	<b>43</b>	<b>6</b>	<b>27</b>	<b>1</b>
Supervisors of Construction & Extraction Workers	47.10	1	1	0	1	0	0	0	0	0	0	0
Construction Trades Workers	47.20	293	280	13	176	7	44	1	35	4	25	1
Helpers, Construction Trades	47.30	23	21	2	13	0	6	1	2	1	0	0
Other Construction & Related Workers	47.40	19	19	0	10	0	5	0	3	0	1	0
Extraction Workers	47.50	1	1	0	1	0	0	0	0	0	0	0
Other Construction & Extraction Occupations	47.90	22	21	1	15	0	2	0	3	1	1	0
<b>Installation, Maintenance, &amp; Repair Occupations</b>	<b>49</b>	<b>209</b>	<b>205</b>	<b>4</b>	<b>116</b>	<b>2</b>	<b>31</b>	<b>0</b>	<b>48</b>	<b>1</b>	<b>10</b>	<b>1</b>
Electrical & Electronic Equipment Mechanics, Installers	49.20	30	28	2	14	1	5	0	9	0	0	1
Vehicle & Mobile Equip. Mechanics, Installers, Repairers	49.30	55	55	0	32	0	7	0	11	0	5	0

Occupation	SOC Code	Total Applicants	Total Male	Total Female	White Male	White Female	Black Male	Black Female	Hispanic Male	Hispanic Female	Other Male	Other Female
Other Installation, Maintenance & Repair Occupations	49.90	124	122	2	70	1	19	0	28	1	5	0
<b>Production Occupations</b>	<b>51</b>	<b>763</b>	<b>446</b>	<b>317</b>	<b>191</b>	<b>125</b>	<b>93</b>	<b>59</b>	<b>126</b>	<b>112</b>	<b>36</b>	<b>21</b>
Supervisors of Production Workers	51.10	9	7	2	4	2	2	0	1	0	0	0
Assemblers & Fabricators	51.20	32	16	16	6	6	6	1	2	8	2	1
Food Processing Workers	51.30	10	3	7	1	3	1	3	1	1	0	0
Metal Workers & Plastic Workers	51.40	277	193	84	92	45	32	12	50	23	19	4
Printing Workers	51.50	14	10	4	7	1	0	1	3	2	0	0
Textile, Apparel, & Furnishings Workers	51.60	12	6	6	1	1	2	2	2	2	1	1
Woodworkers	51.70	2	2	0	2	0	0	0	0	0	0	0
Other Production Occupations	51.90	407	209	198	78	67	50	40	67	76	14	15
<b>Transportation &amp; Material Moving Occupations</b>	<b>53</b>	<b>461</b>	<b>361</b>	<b>100</b>	<b>139</b>	<b>21</b>	<b>88</b>	<b>20</b>	<b>97</b>	<b>50</b>	<b>37</b>	<b>9</b>
Supervisors, Transportation & Material Moving Workers	53.10	2	2	0	1	0	0	0	1	0	0	0
Air Transportation Workers	53.20	1	1	0	0	0	0	0	0	0	1	0
Motor Vehicle Operators	53.30	202	169	33	82	12	38	6	34	12	15	3
Other Transportation Workers	53.60	4	4	0	3	0	0	0	1	0	0	0
Material Moving Workers	53.70	230	164	66	47	8	45	14	54	38	18	6
Other Transportation & Material Moving Occupations	53.90	22	21	1	6	1	5	0	7	0	3	0
<b>Military Specific Occupations</b>	<b>55</b>	<b>4</b>	<b>3</b>	<b>1</b>	<b>2</b>	<b>1</b>	<b>0</b>	<b>0</b>	<b>1</b>	<b>0</b>	<b>0</b>	<b>0</b>
Military Enlisted Tactical Operations & Air/Weapon	55.30	4	3	1	2	1	0	0	1	0	0	0
<b>Unknown/Unclassifiable Occupations</b>	<b>99</b>	<b>211</b>	<b>91</b>	<b>120</b>	<b>36</b>	<b>50</b>	<b>23</b>	<b>26</b>	<b>23</b>	<b>37</b>	<b>9</b>	<b>7</b>
Unknown/Unclassifiable Occupations	99.90	211	91	120	36	50	23	26	23	37	9	7

Occupation	SOC Code	Total Applicants	Total Male	Total Female	White Male	White Female	Black Male	Black Female	Hispanic Male	Hispanic Female	Other Male	Other Female
<b>Total - All Occupations</b>	<b>00</b>	<b>3,307</b>	<b>1,713</b>	<b>1,594</b>	<b>1,303</b>	<b>1,177</b>	<b>79</b>	<b>83</b>	<b>190</b>	<b>224</b>	<b>141</b>	<b>110</b>
<b>Management Occupations</b>	<b>11</b>	<b>177</b>	<b>100</b>	<b>77</b>	<b>85</b>	<b>64</b>	<b>3</b>	<b>1</b>	<b>6</b>	<b>6</b>	<b>6</b>	<b>6</b>
Top Executives	11.10	68	37	31	34	25	1	0	0	3	2	3
Advertising, Marketing, Promotions, Public Rel. Occupations	11.20	24	18	6	14	6	1	0	0	0	3	0
Operations Specialties Managers	11.30	24	8	16	6	13	0	1	1	1	1	1
Other Management Occupations	11.90	61	37	24	31	20	1	0	5	2	0	2
<b>Business &amp; Financial Operations Occupations</b>	<b>13</b>	<b>68</b>	<b>23</b>	<b>45</b>	<b>20</b>	<b>37</b>	<b>0</b>	<b>1</b>	<b>2</b>	<b>3</b>	<b>1</b>	<b>4</b>
Business Operations Specialists	13.10	21	6	15	6	15	0	0	0	0	0	0
Financial Specialists	13.20	35	11	24	10	20	0	1	0	1	1	2
Other Business & Financial Operations Occupations	13.90	12	6	6	4	2	0	0	2	2	0	2
<b>Computer &amp; Mathematical Occupations</b>	<b>15</b>	<b>35</b>	<b>23</b>	<b>12</b>	<b>19</b>	<b>10</b>	<b>1</b>	<b>0</b>	<b>2</b>	<b>2</b>	<b>1</b>	<b>0</b>
Computer Specialists	15.10	31	22	9	18	8	1	0	2	1	1	0
Mathematical Scientists	15.20	1	1	0	1	0	0	0	0	0	0	0
Other Computer & Mathematical Occupations	15.90	3	0	3	0	2	0	0	0	1	0	0
<b>Architecture &amp; Engineering Occupations</b>	<b>17</b>	<b>39</b>	<b>34</b>	<b>5</b>	<b>31</b>	<b>4</b>	<b>1</b>	<b>0</b>	<b>1</b>	<b>0</b>	<b>1</b>	<b>1</b>
Engineers	17.20	23	21	2	19	2	1	0	0	0	1	0
Drafters, Engineering, & Mapping Technicians	17.30	13	10	3	9	2	0	0	1	0	0	1
Other Architecture & Engineering Occupations	17.90	3	3	0	3	0	0	0	0	0	0	0
<b>Life, Physical, &amp; Social Science Occupations</b>	<b>19</b>	<b>14</b>	<b>3</b>	<b>11</b>	<b>2</b>	<b>9</b>	<b>0</b>	<b>0</b>	<b>1</b>	<b>1</b>	<b>0</b>	<b>1</b>
Life Scientists	19.10	2	0	2	0	2	0	0	0	0	0	0
Physical Scientists	19.20	1	1	0	1	0	0	0	0	0	0	0
Social Scientists & Related Workers	19.30	7	1	6	0	4	0	0	1	1	0	1
Life, Physical, & Social Science Technicians	19.40	2	1	1	1	1	0	0	0	0	0	0
Other Life, Physical, & Social Science Occupations	19.90	2	0	2	0	2	0	0	0	0	0	0
<b>Community &amp; Social Services Occupations</b>	<b>21</b>	<b>69</b>	<b>23</b>	<b>46</b>	<b>11</b>	<b>28</b>	<b>1</b>	<b>8</b>	<b>6</b>	<b>7</b>	<b>5</b>	<b>3</b>
Counselors, Social Workers, Other Cmty. & Soc. Svcs. Wkrs.	21.10	44	14	30	7	16	1	6	4	5	2	3
Other Community & Social Services Occupations	21.90	25	9	16	4	12	0	2	2	2	3	0
<b>Legal Occupations</b>	<b>23</b>	<b>14</b>	<b>1</b>	<b>13</b>	<b>0</b>	<b>11</b>	<b>0</b>	<b>0</b>	<b>1</b>	<b>1</b>	<b>0</b>	<b>1</b>
Legal Support Workers	23.20	10	0	10	0	8	0	0	0	1	0	1
Other Legal Occupations	23.90	4	1	3	0	3	0	0	1	0	0	0
<b>Education, Training, &amp; Library Occupations</b>	<b>25</b>	<b>104</b>	<b>23</b>	<b>81</b>	<b>13</b>	<b>65</b>	<b>3</b>	<b>5</b>	<b>5</b>	<b>7</b>	<b>2</b>	<b>4</b>
Postsecondary Teachers	25.10	13	6	7	2	5	0	2	3	0	1	0
Primary, Secondary & Special Ed. Teachers	25.20	30	7	23	5	21	1	0	1	1	0	1

Occupation	SOC Code	Total Applicants	Total Male	Total Female	White Male	White Female	Black Male	Black Female	Hispanic Male	Hispanic Female	Other Male	Other Female
Other Teachers & Instructors	25.30	4	1	3	0	3	1	0	0	0	0	0
Librarians, Curators, & Archivists	25.40	3	1	2	0	2	0	0	0	0	1	0
Other Education, Training, & Library Occupations	25.90	54	8	46	6	34	1	3	1	6	0	3
<b>Arts, Design, Entertainment, Sports, &amp; Media Occupations</b>	<b>27</b>	<b>34</b>	<b>15</b>	<b>19</b>	<b>14</b>	<b>12</b>	<b>0</b>	<b>1</b>	<b>0</b>	<b>3</b>	<b>1</b>	<b>3</b>
Art & Design Workers	27.10	18	7	11	6	8	0	1	0	2	1	0
Entertainers & Performers, Sports & Related Workers	27.20	3	1	2	1	1	0	0	0	0	0	1
Media & Communication Workers	27.30	4	3	1	3	1	0	0	0	0	0	0
Media & Communication Equipment Workers	27.40	3	1	2	1	1	0	0	0	1	0	0
Other Arts, Design, Entertainment, Sports, & Media Workers	27.90	6	3	3	3	1	0	0	0	0	0	2
<b>Healthcare Practitioners &amp; Technical Occupations</b>	<b>29</b>	<b>51</b>	<b>7</b>	<b>44</b>	<b>5</b>	<b>39</b>	<b>0</b>	<b>2</b>	<b>1</b>	<b>0</b>	<b>1</b>	<b>3</b>
Health Diagnosing & Treating Practitioners	29.10	22	5	17	4	16	0	0	0	0	1	1
Health Technologists & Technicians	29.20	23	2	21	1	17	0	2	1	0	0	2
Other Healthcare Practitioners & Technical Occupations	29.90	6	0	6	0	6	0	0	0	0	0	0
<b>Healthcare Support Occupations</b>	<b>31</b>	<b>136</b>	<b>16</b>	<b>120</b>	<b>12</b>	<b>90</b>	<b>3</b>	<b>8</b>	<b>1</b>	<b>17</b>	<b>0</b>	<b>5</b>
Nursing, Psychiatric, & Home Health Aides	31.10	80	9	71	5	50	3	6	1	11	0	4
Occupational & Physical Therapist Assistants & Aides	31.20	1	0	1	0	1	0	0	0	0	0	0
Other Healthcare Support Occupations	31.90	55	7	48	7	39	0	2	0	6	0	1
<b>Protective Service Occupations</b>	<b>33</b>	<b>30</b>	<b>24</b>	<b>6</b>	<b>18</b>	<b>4</b>	<b>3</b>	<b>0</b>	<b>3</b>	<b>2</b>	<b>0</b>	<b>0</b>
Law Enforcement Workers	33.30	8	8	0	8	0	0	0	0	0	0	0
Other Protective Service Workers	33.90	22	16	6	10	4	3	0	3	2	0	0
<b>Food Preparation &amp; Serving Related Occupations</b>	<b>35</b>	<b>297</b>	<b>122</b>	<b>175</b>	<b>75</b>	<b>122</b>	<b>9</b>	<b>11</b>	<b>24</b>	<b>24</b>	<b>14</b>	<b>18</b>
Supervisors of Food Preparation & Serving Workers	35.10	37	24	13	21	10	0	0	2	1	1	2
Cooks & Food Preparation Workers	35.20	135	54	81	33	53	5	7	12	14	4	7
Food & Beverage Serving Workers	35.30	88	23	65	14	47	2	3	4	7	3	8
Other Food Preparation & Serving Related Workers	35.90	37	21	16	7	12	2	1	6	2	6	1
<b>Building &amp; Grounds Cleaning &amp; Maintenance Occupations</b>	<b>37</b>	<b>127</b>	<b>74</b>	<b>53</b>	<b>44</b>	<b>26</b>	<b>8</b>	<b>2</b>	<b>18</b>	<b>23</b>	<b>4</b>	<b>2</b>
Supervisors of Bldg./Grounds Cleaning & Maintenance Wkrs.	37.10	6	3	3	2	2	0	0	0	0	1	1
Building Cleaning & Pest Control Workers	37.20	68	26	42	12	22	3	2	11	18	0	0
Grounds Maintenance Workers	37.30	26	25	1	18	1	3	0	3	0	1	0
Other Building & Grounds Cleaning & Maint. Occupations	37.90	27	20	7	12	1	2	0	4	5	2	1
<b>Personal Care &amp; Service Occupations</b>	<b>39</b>	<b>57</b>	<b>7</b>	<b>50</b>	<b>4</b>	<b>36</b>	<b>1</b>	<b>6</b>	<b>2</b>	<b>7</b>	<b>0</b>	<b>1</b>
Animal Care & Service Workers	39.20	1	1	0	1	0	0	0	0	0	0	0
Entertainment Attendants & Related Workers	39.30	9	3	6	1	4	1	1	1	0	0	1

Occupation	SOC Code	Total Applicants	Total Male	Total Female	White Male	White Female	Black Male	Black Female	Hispanic Male	Hispanic Female	Other Male	Other Female
Personal Appearance Workers	39.50	7	1	6	0	5	0	0	1	1	0	0
Other Personal Care & Service Workers	39.90	40	2	38	2	27	0	5	0	6	0	0
<b>Sales &amp; Related Occupations</b>	<b>41</b>	<b>328</b>	<b>130</b>	<b>198</b>	<b>96</b>	<b>141</b>	<b>7</b>	<b>10</b>	<b>14</b>	<b>39</b>	<b>13</b>	<b>8</b>
Supervisors of Sales Workers	41.10	16	8	8	6	7	0	0	1	0	1	1
Retail Sales Workers	41.20	239	83	156	58	109	5	8	11	36	9	3
Sales Representatives, Services	41.30	36	19	17	15	12	2	1	1	3	1	1
Sales Representatives, Wholesale & Manufacturing	41.40	6	4	2	4	2	0	0	0	0	0	0
Other Sales & Related Workers	41.90	31	16	15	13	11	0	1	1	0	2	3
<b>Office &amp; Administrative Support Occupations</b>	<b>43</b>	<b>458</b>	<b>98</b>	<b>360</b>	<b>65</b>	<b>276</b>	<b>6</b>	<b>17</b>	<b>15</b>	<b>37</b>	<b>12</b>	<b>30</b>
Supervisors of Office & Admin. Support Workers	43.10	4	1	3	0	3	1	0	0	0	0	0
Financial Clerks	43.30	51	7	44	6	35	0	2	1	4	0	3
Information & Record Clerks	43.40	130	24	106	17	82	0	7	2	13	5	4
Material Recording, Scheduling, Dispatch., & Distr. Workers	43.50	64	40	24	22	13	2	1	12	4	4	6
Secretaries & Administrative Assistants	43.60	80	6	74	5	62	1	1	0	5	0	6
Other Office & Administrative Support Workers	43.90	129	20	109	15	81	2	6	0	11	3	11
<b>Farming, Fishing, &amp; Forestry Occupations</b>	<b>45</b>	<b>22</b>	<b>15</b>	<b>7</b>	<b>11</b>	<b>4</b>	<b>0</b>	<b>0</b>	<b>3</b>	<b>2</b>	<b>1</b>	<b>1</b>
Agricultural Workers	45.20	17	11	6	7	3	0	0	3	2	1	1
Other Farming, Fishing, & Forestry Workers	45.90	5	4	1	4	1	0	0	0	0	0	0
<b>Construction &amp; Extraction Occupations</b>	<b>47</b>	<b>374</b>	<b>364</b>	<b>10</b>	<b>307</b>	<b>9</b>	<b>11</b>	<b>0</b>	<b>18</b>	<b>0</b>	<b>28</b>	<b>1</b>
Supervisors of Construction & Extraction Workers	47.10	1	1	0	1	0	0	0	0	0	0	0
Construction Trades Workers	47.20	310	302	8	258	7	7	0	15	0	22	1
Helpers, Construction Trades	47.30	37	35	2	29	2	3	0	1	0	2	0
Other Construction & Related Workers	47.40	15	15	0	12	0	0	0	2	0	1	0
Extraction Workers	47.50	3	3	0	2	0	0	0	0	0	1	0
Other Construction & Extraction Occupations	47.90	8	8	0	5	0	1	0	0	0	2	0
<b>Installation, Maintenance, &amp; Repair Occupations</b>	<b>49</b>	<b>121</b>	<b>118</b>	<b>3</b>	<b>94</b>	<b>2</b>	<b>3</b>	<b>1</b>	<b>11</b>	<b>0</b>	<b>10</b>	<b>0</b>
Electrical & Electronic Equip. Mechanics & Installers	49.20	9	8	1	6	1	1	0	1	0	0	0
Vehicle & Mobile Equip. Mechanics, Installers, Repairers	49.30	46	45	1	36	1	0	0	6	0	3	0
Other Installation, Maintenance & Repair Occupations	49.90	66	65	1	52	0	2	1	4	0	7	0
<b>Production Occupations</b>	<b>51</b>	<b>387</b>	<b>247</b>	<b>140</b>	<b>196</b>	<b>96</b>	<b>7</b>	<b>8</b>	<b>31</b>	<b>31</b>	<b>13</b>	<b>5</b>
Supervisors of Production Workers	51.10	1	1	0	1	0	0	0	0	0	0	0
Assemblers & Fabricators	51.20	25	10	15	6	9	0	0	3	6	1	0
Food Processing Workers	51.30	6	3	3	3	3	0	0	0	0	0	0

Occupation	SOC Code	Total Applicants	Total Male	Total Female	White Male	White Female	Black Male	Black Female	Hispanic Male	Hispanic Female	Other Male	Other Female
Metal Workers & Plastic Workers	51.40	93	81	12	64	7	1	0	11	3	5	2
Printing Workers	51.50	11	9	2	9	1	0	0	0	0	0	1
Textile, Apparel, & Furnishings Workers	51.60	7	4	3	3	1	0	0	1	2	0	0
Woodworkers	51.70	1	1	0	0	0	0	0	1	0	0	0
Plant & System Operators	51.80	2	2	0	2	0	0	0	0	0	0	0
Other Production Occupations	51.90	241	136	105	108	75	6	8	15	20	7	2
<b>Transportation &amp; Material Moving Occupations</b>	<b>53</b>	<b>239</b>	<b>172</b>	<b>67</b>	<b>137</b>	<b>54</b>	<b>6</b>	<b>0</b>	<b>17</b>	<b>7</b>	<b>12</b>	<b>6</b>
Supervisors, Transportation & Material Moving Workers	53.10	5	5	0	4	0	0	0	0	0	1	0
Air Transportation Workers	53.20	1	1	0	0	0	0	0	1	0	0	0
Motor Vehicle Operators	53.30	128	81	47	67	38	4	0	6	4	4	5
Other Transportation Workers	53.60	7	6	1	4	1	0	0	2	0	0	0
Material Moving Workers	53.70	85	70	15	54	11	2	0	7	3	7	1
Other Transportation & Material Moving Occupations	53.90	13	9	4	8	4	0	0	1	0	0	0
<b>Military Specific Occupations</b>	<b>55</b>	<b>3</b>	<b>3</b>	<b>0</b>	<b>2</b>	<b>0</b>	<b>0</b>	<b>0</b>	<b>1</b>	<b>0</b>	<b>0</b>	<b>0</b>
Military Enlisted Tactical Operations & Air/Weapon	55.30	2	2	0	2	0	0	0	0	0	0	0
Other Military Specific Occupations	55.90	1	1	0	0	0	0	0	1	0	0	0
<b>Unknown/Unclassifiable Occupations</b>	<b>99</b>	<b>123</b>	<b>71</b>	<b>52</b>	<b>42</b>	<b>38</b>	<b>6</b>	<b>2</b>	<b>7</b>	<b>5</b>	<b>16</b>	<b>7</b>
Unknown/Unclassifiable Occupations	99.90	123	71	52	42	38	6	2	7	5	16	7